

TACA 2023

GINÁSTICA DE TRAMPOLINS

PORTUGAL

CAMPEONATO NACIONAL UNIVERSITÁRIO

25 e 26
NOVEMBRO

CADERNO DE
RESULTADOS

Sábado: 10h00
INICIADOS E SENIORES

Domingo: 09h10
JUVENIS E JUNIORES

PAVILHÃO
DE DESPORTOS
DE VILA DO CONDE

Organização:



Co-Organização:



Apoios Institucionais:



Apoios:



Programa

Sábado, 25 de novembro de 2023				
	Aquecimento	TRI 1	DMT	TUM
8h45	Abertura Recinto			
9h00 - 10h00	CNU Fem + Sen Fem	Treinos Livres		
10h00	CNU Masc G1 + Sen Masc G2 (Apur + EC)	CNU Fem + Sen Fem	Inic Fem Gr1	Inic Fem
10h45	CNU Masc G2	CNU Masc G1 + Sen Masc G2 (Apur + EC)	Inic Fem Gr2	Juvenis Fem e Masc + Jun Masc
11h35		CNU Masc G2	Inic Fem Gr3 + Inic Masc (Apur e EC)	Jun Fem
13h10	Inic Fem Gr1	Cerimónias Protocolares CNU TR + Foto Juízes		
14h00	Inic Fem Gr2	Inic Fem Gr1	CNU Fem	Seniores
14h50	Inic Fem Gr3	Inic Fem Gr2	Sen Fem (Apur + EC)	Finais Inic Fem
15h40		Inic Fem Gr3	CNU Masc	Finais Jun Fem
16h30			Sen Masc (Apur + CE)	Apuramentos CE e CEJ
17h00	Finais Inic Masc	Cerimónias Protocolares CNU DMT		
17h30	Finais Sen Masc	Finais Inic Masc	Finais Inic Fem	
18h00	Finais Inic Fem	Finais Sen Masc	Finais Inic Masc	
18h30		Finais Inic Fem	Finais Sen Fem	
19h00			Finais Sen Masc	
Cerimónias Protocolares TP				

Domingo, 26 de novembro de 2023				
	Aquecimento	TRI 1	TR 2	DMT
8h30	Abertura Recinto			
09h10	Juv Gr1			Jun Fem Gr1 (Apur + EC)
10h00	Juv Gr2	Juv Fem Gr1 (Apur + EC)		Jun Fem Gr2 (Apur + EC)
10h50	Jun Gr1	Juv Fem Gr2 (Apur + EC)	Juv Masc (Apur + EC)	Juv Fem Gr1 (Apur + EC)
11h40	Jun Gr2	Jun Fem Gr1 (Apur + EC)	Jun Masc (Apur + EC)	Juv Fem Gr2 (Apur + EC)
12h30		Jun Fem Gr2 (Apur + EC)		Juv + Jun Masc
Almoço + Cerimónia Protocolar TP DMT Juv + Jun Masc				
14h00	Finais Jun Fem			
14h30		Finais Jun Fem		Finais Juv Fem
15h00		Aquecimento + Finais Juv Fem		Finais Jun Fem
15h30				
16h00				
Cerimónias Protocolares				



Painéis de Juizes

Painéis	Sábado Manhã			
	Trampolim 1	TR2	DMT	TUM
CPJ	Daniela Marques		Fernando Santos	Inês Gonçalves
Dif 1	Joana Pereira		Ana Varejão	Eliane Simão
Dif 2	Diogo Martins		Susana Ferreira	Denise Pieters
EXE 1	Camila Alves		Henrique Moreira	Ingrid Maior
EXE 2	Ivan Tadeu		Hugo Laranjeira	Marta Vasconcelos
EXE 3	Marta Cameira		Noelio Fantasia	Marta Oliveira
EXE 4	Paulo Oliveira		Sofia Coelho	Tania Marques
EXE 5	Pedro Soveral			
EXE6	Ricardo Gaspar			
REF 1	André Ferreira		Antonio Vieira	Marilia Abana
REF 2	Luís Apolonia		Ricardo Trony	Davide Dias
DT	Pedro Santos		Pedro Santos	Pedro Santos

Painéis	Domingo Manhã			
	TR1	TR2	DMT	TUM
CPJ	Ricardo Trony	Marilia Abana	André Ferreira	
Dif 1	Fernando Santos	Davide Dias	Luis Apolonia	
Dif 2	Susana Ferreira	Marta Vasconcelos	Diogo Martins	
EXE 1	Afonso Mota	Ingrid Maior	Camila Alves	
EXE 2	Henrique Moreira	Tania Marques	Ivan Tadeu	
EXE 3	Hugo Laranjeira	Marta Oliveira	Marta Cameira	
EXE 4	Noelio Fantasia	Denise Pieters	Paulo Oliveira	
EXE 5	Sofia Coelho	Ricardo Gaspar		
EXE6	Bruno Oliveira	Pedro Soveral		
REF 1	Ana Varejão	Inês Gonçalves	Daniela Marques	
REF 2	Antonio Vieira	Eliane Simão	Joana Pereira	
DT	Pedro Santos	Pedro Santos	Pedro Santos	

Painéis	Sabado Tarde			
	Trampolim 1	TR2	DMT	TUM
CPJ	Luís Apolonia		Antonio Vieira	
Dif 1	André Ferreira		Ricardo Trony	
Dif 2	Pedro Soveral		Sofia Coelho	
EXE 1	Camila Alves		Susana Ferreira	
EXE 2	Ivan Tadeu		Henrique Moreira	
EXE 3	Marta Cameira		Hugo Laranjeira	
EXE 4	Paulo Oliveira		Noelio Fantasia	
EXE 5	Ricardo Gaspar			
EXE6	Diogo Martins			
REF 1	Daniela Marques		Fernando Santos	
REF 2	Joana Pereira		Ana Varejão	
DT	Pedro Santos		Pedro Santos	

Painéis	Domingo Tarde			
	TR1	TR2	DMT	TUM
CPJ	Ana Varejão		Joana Pereira	
Dif 1	Antonio Vieira		Daniela Marques	
Dif 2	Afonso Mota		Camila Alves	
EXE 1	Susana Ferreira		Diogo Martins	
EXE 2	Denise Pieters		Ivan Tadeu	
EXE 3	Hugo Laranjeira		Marta Cameira	
EXE 4	Ingrid Maior		Paulo Oliveira	
EXE 5	Sofia Coelho			
EXE6	Bruno Oliveira			
REF 1	Ricardo Trony		Luis Apolonia	
REF 2	Fernando Santos		André Ferreira	
DT	Pedro Santos		Pedro Santos	





Taça de Portugal e CNU *Event subtitle*
Individual trampolene – Iniciados Fem – Qualification

Group 1

1. T4	MOREIRA	Tânia		AGCM	2011
2. T12	LOURO	Matilde		GCO	2013
3. T12	JESUS	Carolina		GCO	2012
4. T9	GRAÇA	Mónica		GCV	2011
5. T9	VIEIRA	Carminho		GCV	2011
6. T12	SAVCHENKO	Yulia		GCO	2012
7. T10	PIRES	Sofia		GSC	2011
8. T9	GOUVEIA	Giana		GCV	2012
9. T4	SCHURMANN	Maria		AGCM	2011
10. T7	SILVA	Carolina		EDV	2013
11. T11	PIRES	Iris		SCP	2012
12. T8	BAPTISTA	Leonor		GCS	2011
13.	CANAVERDE	Mariana		ADL	2013
14. T6	SILVA	Eva		CPSBM	2011
15. T5	BEJA	Inês		AGSi	2011
16. T10	GONÇALVES	Leonor		GSC	2013
















Group 2

1. T9	SOUSA	Maria		GCV	2012
2. T3	TEIXEIRA	Inês		ADL	2012
3. T12	FALARDO	Bruna		GCO	2013
4.	FERRÃO	Rita		AGCM	2011
5. T3	SILVA	Constança		ADL	2011
6. T4	FREITAS	Inês		AGCM	2011
7. T3	POMBO	Bruna		ADL	2011
8. T7	SAMPAIO	Íris		EDV	2012
9. T5	VILAR	Lara		AGSi	2012
10. T14	MONTEIRO	Maria Carlota		AAC	2013
11. T6	GUERRA	Mariana		CPSBM	2011
12. T7	CRUZ	Valentina		EDV	2012
13. T8	MARQUES	Mª Inês		GCS	2012
14. T11	TAVARES	Joana		SCP	2011
15. T7	FELGUEIRAS	Sara		EDV	2012
16.	RIBEIRO	Beatriz		ADL	2013
















Group 3

1. T5	FRANCISCO	Mafalda		AGSi	2011
2. T3	RODRIGUES	Leonor		ADL	2011
3. T11	LIZ	Marta		SCP	2012
4. T5	CAMPOS	Maria		AGSi	2012
5. T6	DUARTE	Tatsiana		CPSBM	2011
6. T8	CANCELINHA	Matilde		GCS	2011
7. T4	CUNHA	Matilde		AGCM	2012
8. T14	FEIO	Margarida		AAC	2012
9.	JORDÃO	Mariana		ADL	2012
10. T11	PINTO	Mariana		SCP	2012
11. T6	ESTEVAO	Carolina		CPSBM	2011
12. T8	RODRIGUES	Rosarinho		GCS	2012
13. T10	ROSADO	Madalena		GSC	2012
14. T14	CAVALEIRO	Matilde		AAC	2011
15. T14	PIRES	Carlota		AAC	2011



				S1	S2	S3	S4	S5	S6	S7	S8	S9	S10	L	E	D	HD	ToF	Total	Score	
1.	FREITAS	Inês	 AGCM	2011	2	4	2	5	5	4	2	2	4	4	0	16.6		9.70	13.620	39.920	83.430
					6	4	1	6	6	3	6	6	6	4	2	15.0	5.6	9.10	13.810	43.510	
2.	GRAÇA	Mónica	 GCV	2011	6	4	2	2	4	2	4	4	2	5	0	16.5		9.90	12.970	39.370	81.080
					4	4	2	6	6	4	7	3	6	6	4	14.8	4.4	9.70	12.810	41.710	
3.	CUNHA	Matilde	 AGCM	2012	2	2	2	5	4	4	2	2	4	4	5	16.4		9.30	12.630	38.330	79.800
					5	6	4	6	4	6	6	4	8	6	10	13.5	5.6	9.40	12.970	41.470	
4.	GOUVEIA	Giana	 GCV	2012	4	4	2	2	3	6	2	2	2	6	2	16.5		9.50	12.740	38.740	79.790
					3	4	2	4	4	4	6	6	4	3	1	15.9	3.3	9.30	12.550	41.050	
5.	VIEIRA	Carminho	 GCV	2011	4	4	2	2	2	1	3	6	4	6	1	16.5		9.80	12.460	38.760	79.000
					4	6	4	6	5	6	6	4	6	6	3	14.4	4.4	9.40	12.040	40.240	
6.	SILVA	Eva	 CPSBM	2011	4	6	4	2	2	6	5	4	8	8	0	15.1		9.00	13.360	37.460	78.610
					6	4	8	9	6	5	6	6	8	8	6	12.8	6.9	8.90	12.550	41.150	
7.	VILAR	Lara	 AGSi	2012	4	4	4	5	6	4	4	6	6	6	3	14.8		9.80	11.930	36.530	78.330
					4	6	5	6	6	6	6	6	6	8	4	13.7	6.4	9.10	12.600	41.800	
8.	FELGUEIRAS	Sara	 EDV	2012	5	2	3	4	4	2	5	4	6	5	4	15.6		9.70	11.950	37.250	77.900
					6	6	4	5	8	6	6	7	7	7	0	13.8	5.0	9.80	12.050	40.650	
9.	POMBO	Bruna	 ADL	2011	5	3	6	4	4	4	4	4	4	6	2	15.4		9.60	12.710	37.710	77.640
					4	4	6	6	5	6	6	4	6			13.3	4.7	9.00	12.930	39.930	
10.	RODRIGUES	Rosarinho	 GCS	2012	6	2	6	4	2	4	6	6	6	4	0	15.4		9.90	12.360	37.660	77.610
					4	4	2	6	5	6	7	8	8	6	4	14.0	4.5	9.60	11.850	39.950	
11.	MOREIRA	Tânia	 AGCM	2011	4	4	3	6	6	4	2	4	4	4	0	15.9		9.50	11.250	36.650	77.490
					4	4	2	4	5	4	4	4	4	2	0	16.3	3.6	9.50	11.440	40.840	
12.	SAMPAIO	Íris	 EDV	2012	6	4	3	2	4	4	6	6	2	6	4	15.3		9.40	11.760	36.460	77.120
					4	6	2	4	5	2	6	6	4	6	4	15.1	4.3	9.30	11.960	40.660	
13.	TEIXEIRA	Inês	 ADL	2012	5	2	6	2	4	2	6	2	4	6	4	15.7		9.80	11.520	37.020	76.980
					4	3	4	6	6	4	6	3	6	6	4	14.8	3.3	9.60	12.260	39.960	
14.	SCHURMANN	Maria	 AGCM	2011	2	2	2	6	4	2	2	4	4	4	0	16.8		9.70	10.780	37.280	76.770
					6	4	6	4	4	6	6	4	6	4	2	14.8	4.6	9.40	10.690	39.490	
15.	JORDÃO	Mariana	 ADL	2012	6	4	6	4	3	2	4	4	7	5	0	15.5		9.30	12.720	37.520	76.510
					6	5	4	6	6	4	7	4	6	6	4	14.2	3.3	9.30	12.190	38.990	
16.	PIRES	Carlota	 AAC	2011	6	3	4	2	3	6	6	5	4	4	0	15.7		9.40	11.050	36.150	76.320
					4	4	7	6	2	6	2	2	2	4	0	16.1	3.0	9.70	11.370	40.170	
17.	PINTO	Mariana	 SCP	2012	4	4	6	3	4	6	4	4	4	4	2	15.5		9.10	12.410	37.010	76.310
					6	5	4	6	6	4	4	4	6	6	20	12.9	4.6	9.30	12.500	39.300	
18.	CANCELINHA	Matilde	 GCS	2011	6	4	6	4	4	4	4	4	6	5	3	15.0		9.50	11.580	36.080	76.030
					6	7	6	8	6	6	6	6	6	6	2	13.5	5.2	9.00	12.250	39.950	
19.	SOUSA	Maria	 GCV	2012	5	2	2	1	2	6	4	6	2	4	4	16.2		9.70	11.510	37.410	75.900
					6	5	2	5	6	5	6	6	3	4	4	14.8	3.3	9.30	11.090	38.490	
20.	CAVALEIRO	Matilde	 AAC	2011	4	4	4	2	2	4	6	4	4	4	4	15.8		9.50	11.660	36.960	75.610
					4	4	4	2	3	5	7	4	4	8	2	15.3	1.8	9.60	11.950	38.650	
21.	DUARTE	Tatsiana	 CPSBM	2011	6	7	4	4	3	6	2	4	5	4	4	15.1		9.60	11.660	36.360	75.590
					5	4	4	6	7	6	6	4	2	2	1	15.3	2.7	9.40	11.830	39.230	
22.	ROSADO	Madalena	 GSC	2012	3	4	2	3	6	4	6	2	6	4	0	16.0		9.60	11.460	37.060	75.510
					4	4	3	4	6	6	8	4	6	8	0	14.7	3.2	9.40	11.150	38.450	
23.	MONTEIRO	Maria Carlota	 AAC	2013	2	4	2	6	4	6	5	4	6			14.1		8.80	11.390	34.290	75.280
					4	5	4	4	6	6	5	4	6	6	0	15.0	3.5	9.30	13.190	40.990	
24.	BEJA	Inês	 AGSi	2011	4	6	6	6	6	7	7	6	4	6	4	13.8	-4.0	9.70	13.170	32.670	74.840
					4	5	6	6	6	7	6	6	8	8	6	13.2	6.3	9.60	13.070	42.170	
25.	ESTEVAO	Carolina	 CPSBM	2011	6	6	4	3	3	6	6	4	6	7	0	14.9		9.80	11.800	36.500	74.610
					8	6	6	6	6	3	4	6	6	6	3	14.0	2.4	9.20	12.510	38.110	
26.	FRANCISCO	Mafalda	 AGSi	2011	5	4	6	6	8	6	4	5	6	6	4	14.0		9.40	11.390	34.790	74.420
					5	6	6	6	6	6	6	7	6	9	1	13.6	5.2	8.80	12.030	39.630	
27.	GUERRA	Mariana	 CPSBM	2011	8	7	6	6	6	8	6	6	8	6	0	13.3		9.40	11.680	34.380	74.020
					6	4	6	6	5	7	6	8	6	8	4	13.4	4.4	9.00	12.840	39.640	
28.	MARQUES	Mª Inês	 GCS	2012	6	4	6	4	4	4	4	8	7	6	4	14.3		9.80	11.930	36.030	73.680
					6	8	5	7	6	9	8	6	6	7	4	12.8	3.8	9.20	11.850	37.650	
29.	SILVA	Carolina	 EDV	2013	6	4	4	4	6	4	6	4	3	6	2	15.1		9.70	10.850	35.650	73.680
					6	4	6	4	4	4	2	4	4	6	3	15.3	1.9	9.80	11.030	38.030	
30.	LOURO	Matilde	 GCO	2013	6	5	6	6	6	4	4	4	4	5	0	15.0	-4.0	9.10	11.810	31.910	73.370
					6	4	6	6	4	4	7	4	6	6	2	14.5	5.5	9.40	12.060	41.460	
31.	FEIO	Margarida	 AAC	2012	4	4	4	6	4	6	6	6	8	8	1	14.3		9.00	11.900	35.200	73.000
					6	6	4	3	4	4	6	4	2	8	2	15.1	1.6	9.10	12.000	37.800	
32.	PIRES	Iris	 SCP	2012	6	5	7	6	4	4	6	6	4	6	2	14.4		9.00	10.840	34.240	72.560
					6	5	6	4	6	4	6	6	4	6	4	14.3	3.5	9.10	11.420	38.320	



					S1	S2	S3	S4	S5	S6	S7	S8	S9	S10	L	E	D	HD	ToF	Total	Score
33.	CANAVERDE	Mariana	 ADL	2013	8	6	8	6	4	4	6	4	5	6	4	13.9		9.50	12.110	35.510	72.350
					8	5	6	8	6	6	6	4	5	6	5	13.5	2.2	9.70	11.440	36.840	
34.	LIZ	Marta	 SCP	2012	6	4	6	4	4	5	5	4	6	7	2	14.7		9.40	10.830	34.930	71.890
					6	4	3	6	4	6	6	3	4	7	20	13.1	2.9	9.30	11.660	36.960	
35.	JESUS	Carolina	 GCO	2012	4	4	6	5	8	4	6	5	4	6	4	14.4		9.80	10.790	34.990	71.540
					6	4	6	4	8	4	6	4	4	6	4	14.4	3.1	8.50	10.550	36.550	
36.	RIBEIRO	Beatriz	 ADL	2013	4	2	5	4	4	4	6	4	4	8	20	13.5		9.50	10.590	33.590	70.810
					6	6	4	6	4	6	2	4	2	4	2	15.4	2.2	9.30	10.320	37.220	
37.	FALARDO	Bruna	 GCO	2013	7	9	6	4	4	4	4	8	3	6	2	14.3		8.90	9.340	32.540	69.830
					6	4	4	4	3	4	5	6	3	6	4	15.1	1.9	9.60	10.690	37.290	
38.	PIRES	Sofia	 GSC	2011	5	6	4	4	6	7	5	4	6			13.3	-4.0	8.60	11.010	28.910	68.860
					5	6	6	6	6	6	4	4	4	8	4	14.1	4.3	9.50	12.050	39.950	
39.	SAVCHENKO	Yulia	 GCO	2012	6	4	7	8	6	4	6	8	6	8	4	13.3		9.20	10.120	32.620	68.610
					6	6	4	5	4	4	4	7	6	6	5	14.3	1.5	9.60	10.590	35.990	
40.	CRUZ	Valentina	 EDV	2012	6	5	4	4	6	6	6					10.3		6.70	8.730	25.730	65.180
					6	6	4	4	3	2	4	4	6	6	0	15.5	2.5	9.70	11.750	39.450	
41.	RODRIGUES	Leonor	 ADL	2011	4	4	6	4	3	2	4	4	4	4	2	15.9		9.70	12.880	38.480	63.130
					6	4	6	6	4	6					8.8	3.0	4.90	7.950	24.650		
42.	SILVA	Constança	 ADL	2011	4	4	5	5	3	4	4	4	5	6	4	15.2		9.70	12.170	37.070	61.480
					4	4	3	6	6	6					9.1	2.1	5.80	7.410	24.410		
43.	CAMPOS	Maria	 AGSi	2012	6	4	6	6	6	5	6	6	6			12.9		8.50	10.690	32.090	53.340
					8	6	6	6	10						6.4	4.0	4.30	6.550	21.250		
44.	TAVARES	Joana	 SCP	2011	4	4	4	7	6	2	4	6	3	5	2	15.3		9.50	11.420	36.220	44.420
					6	6									2.8	1.2	1.70	2.500	8.200		
45.	FERRÃO	Rita	 AGCM	2011	4	4	4	6	5	4	4	5	5	6	1	15.2		9.50	10.810	35.510	43.390
					6	6									2.8	1.2	1.80	2.080	7.880		
46.	BAPTISTA	Leonor	 GCS	2011	4	4	3	6	4	4	7	6	6	6	0	15.0	-4.0	9.40	13.670	34.070	43.090
					6	6									2.8	1.8	1.70	2.720	9.020		
47.	GONÇALVES	Leonor	 GSC	2013	8	6	5	4	8							6.9		4.90	4.490	16.290	33.550
					8	6	4	4	6						7.2	0.7	5.00	4.360	17.260		





Taça de Portugal e CNU *Event subtitle*
Individual trampoline – Iniciados Fem – Team final

Group 1

1.	T14	MONTEIRO	Maria Carlota		AAC	2013
2.	T7	SAMPAIO	Íris		EDV	2012
3.	T6	GUERRA	Mariana		CPSBM	2011
4.	T9	VIEIRA	Carminho		GCV	2011
5.	T4	MOREIRA	Tânia		AGCM	2011
6.	T14	PIRES	Carlota		AAC	2011
7.	T7	CRUZ	Valentina		EDV	2012
8.	T6	ESTEVIÃO	Carolina		CPSBM	2011
9.	T9	GOUVEIA	Giana		GCV	2012
10.	T4	CUNHA	Matilde		AGCM	2012
11.	T14	CAVALEIRO	Matilde		AAC	2011
12.	T7	FELGUEIRAS	Sara		EDV	2012
13.	T6	SILVA	Eva		CPSBM	2011
14.	T9	GRAÇA	Mónica		GCV	2011
15.	T4	FREITAS	Inês		AGCM	2011



Team Score				S1	S2	S3	S4	S5	S6	S7	S8	S9	S10	L	E	D	HD	ToF	Total	Score	
1.	T4	13(3)	 AGCM MOREIRA Tânia	2011	5	4	2	6	6	4	6	4	4	2	0	15.7	3.6	9.30	11.890	40.490	40.490
1.	T4	13(5)	 AGCM CUNHA Matilde	2012	6	4	4	6	4	6	6	4	6	6	1	14.7	5.6	8.60	12.890	41.790	41.790
1.	T4	13(5)	 AGCM FREITAS Inês	2011	4	2	1	5	5	2	6	5	5	6	0	15.9	5.6	9.50	13.820	44.820	44.820
2.	T9	13(5)	 GCV VIEIRA Carminho	2011	4	5	4	6	4	6	6	3	6	4	4	14.8	4.4	9.60	12.430	41.230	41.230
2.	T9	13(4)	 GCV GOUVEIA Giana	2012	3	6	2	5	4	4	6	6	5	4	2	15.3	3.3	9.00	12.770	40.370	40.370
2.	T9	13(4)	 GCV GRAÇA Mónica	2011	4	4	2	4	4	4	5	2	4	4	4	15.9	4.4	9.60	12.810	42.710	42.710
3.	T14	8(4)	 AAC MONTEIRO Maria Carlota	2013	8	6	4	2	6	5	2	2	4	6	6	14.9	3.5	9.40	13.230	41.030	41.030
3.	T14	8(3)	 AAC PIRES Carlota	2011	5	2	6	7	4	6	3	2	2	4	0	15.9	3.0	9.60	11.520	40.020	40.020
3.	T14	8(1)	 AAC CAVALEIRO Matilde	2011	4	6	2	4	4	5	6	5	4	7	0	15.3	1.8	9.70	11.680	38.480	38.480
4.	T6	7(2)	 CPSBM GUERRA Mariana	2011	6	5	7	7	6	6	8	6	6	8	6	12.9	5.3	8.90	13.110	40.210	40.210
4.	T6	7(2)	 CPSBM ESTEVÃO Carolina	2011	8	4	7	7	8	6	7	7	5	5	2	13.4	4.7	8.90	12.360	39.360	39.360
4.	T6	7(3)	 CPSBM SILVA Eva	2011	6	4	6	6	6	6	6	6	8	6	4	13.6	6.9	9.00	12.930	42.430	42.430
5.	T7	4(1)	 EDV SAMPAIO Íris	2012	6	8										2.6	1.2	1.80	2.380	7.980	7.980
5.	T7	4(1)	 EDV CRUZ Valentina	2012	6	6	3	2	6	5	6	4	6	6	2	14.8	2.5	9.70	11.810	38.810	38.810
5.	T7	4(2)	 EDV FELGUEIRAS Sara	2012	6	6	5	5	8	6	8	8	8	8	0	13.2	5.0	9.40	11.760	39.360	39.360





Taça de Portugal e CNU *Event subtitle*
Individual trampoline – Juvenis Fem – Qualification





















Group 1

1. T5	CAETANO	Sofia		SCP	2010
2. T6	FRANCISCO	Rita		AAC	2010
3. T6	MONTEIRO	Maria Beatriz		AAC	2009
4. T4	CARDOSO	Matilde		GCS	2009
5. T6	CONCEIÇÃO	Caterina		AAC	2009
6.	RESENDE	Emilie		ADL	2010
7. T5	MAROUÇO	Maria		SCP	2010
8. T3	FRANCISCO	Madalena		AGSi	2009
9.	ALMEIDA	Sofia		AGCM	2010
10. T4	HOMEM	Eva		GCS	2009

Group 2

1. T4	SIMÕES	Iris		GCS	2009
2. T3	GONÇALVES	Iris		AGSi	2010
3.	CORREIA	Inês		CFE	2010
4. T5	ROQUETE	Luisa		SCP	2010
5. T4	CONDEÇO	Madalena		GCS	2009
6. T3	CORREIA	Bárbara		AGSi	2009
7. T5	GONÇALVES	Ana Carolina		SCP	2010
8. T3	GONÇALVES	Camila		AGSi	2009
9. T6	COSTA	Iris		AAC	2010
10.	BENTO	Rita		GSC	2009



				S1	S2	S3	S4	S5	S6	S7	S8	S9	S10	L	E	D	HD	ToF	Total	Score	
1.	ALMEIDA	Sofia	 AGCM	2010	3	5	4	4	6	4	4	4	3	4	4	15.5		9.50	13.950	38.950	83.240
					6	4	3	4	4	3	4	4	4	6	2	15.6	5.6	9.50	13.590	44.290	
2.	CONDEÇO	Madalena	 GCS	2009	4	4	2	5	6	4	6	4	4	4	4	15.3		9.50	13.480	38.280	80.900
					4	7	4	6	6	6	6	6	4	6	4	14.1	5.9	9.30	13.320	42.620	
3.	CORREIA	Inês	 CFE	2010	2	4	4	4	4	6	5	4	4	6	2	15.5		9.50	14.470	39.470	80.810
					4	2	4	4	4	4	6	6	6			14.0	6.4	8.10	12.840	41.340	
4.	SIMÕES	Iris	 GCS	2009	4	4	4	6	6	4	6	6	6	6	2	14.6		9.20	12.840	36.640	77.920
					4	4	2	6	6	4	4	6	5	6	4	14.9	3.9	9.50	12.980	41.280	
5.	HOMEM	Eva	 GCS	2009	4	4	4	6	6	6	6	5	6	6	0	14.7		9.10	12.400	36.200	75.480
					4	4	3	6	6	6	6	6	8	0	14.5	3.9	8.60	12.280	39.280		
6.	BENTO	Rita	 GSC	2009	4	4	2	6	6	7	8	4	7	6	0	14.6		9.20	11.950	35.750	74.500
					4	6	6	6	7	8	8	4	6	8	10	12.7	4.9	9.20	11.950	38.750	
7.	CARDOSO	Matilde	 GCS	2009	6	6	4	6	6	6	5	6	6	4	13.9		9.00	11.310	34.210	72.580	
					6	6	4	6	6	5	6	4	6	5	14.0	3.9	9.30	11.170	38.370		
8.	CAETANO	Sofia	 SCP	2010															DNS	0	
																				-	
8.	FRANCISCO	Rita	 AAC	2010																DNS	0
																					-
8.	MONTEIRO	Maria Beatriz	 AAC	2009																DNS	0
																					-
8.	CONCEIÇÃO	Catarina	 AAC	2009																DNS	0
																					-
8.	RESENDE	Emília	 ADL	2010																DNS	0
																					-
8.	MAROUÇO	Maria	 SCP	2010																DNS	0
																					-
8.	FRANCISCO	Madalena	 AGSi	2009																DNS	0
																					-
8.	GONÇALVES	Íris	 AGSi	2010																DNS	0
																					-
8.	ROQUETE	Luisa	 SCP	2010																DNS	0
																					-
8.	CORREIA	Bárbara	 AGSi	2009																DNS	0
																					-
8.	GONÇALVES	Ana Carolina	 SCP	2010																DNS	0
																					-
8.	GONÇALVES	Camila	 AGSi	2009																DNS	0
																					-
8.	COSTA	Iris	 AAC	2010																DNS	0
																					-





Taça de Portugal e CNU *Event subtitle*
Individual trampoline – Juvenis Fem – Team final

Group 1

1R	CARDOSO	Matilde		GCS	2009
2R	MONTEIRO	Maria Beatriz		AAC	2009
3R	FRANCISCO	Madalena		AGSi	2009
4R	CAETANO	Sofia		SCP	2010
5. T4	CONDEÇO	Madalena		GCS	2009
6. T6	COSTA	Iris		AAC	2010
7. T3	GONÇALVES	Camila		AGSi	2009
8. T5	GONÇALVES	Ana Carolina		SCP	2010
9. T4	SIMÕES	Iris		GCS	2009
10. T6	FRANCISCO	Rita		AAC	2010
11. T3	CORREIA	Bárbara		AGSi	2009
12. T5	MAROUÇO	Maria		SCP	2010
13. T4	HOMEM	Eva		GCS	2009
14. T6	CONCEIÇÃO	Catarina		AAC	2009
15. T3	GONÇALVES	Íris		AGSi	2010
16. T5	ROQUETE	Luisa		SCP	2010



Team Score				S1	S2	S3	S4	S5	S6	S7	S8	S9	S10	L	E	D	HD	ToF	Total	Score	
1.	T3	12(2)	 AGSi GONÇALVES Camila	2009	7	8	6								3.9	2.5	2.50	3.680	12.580	12.580	
1.	T3	12(5)	 AGSi CORREIA Bárbara	2009	8	6	8	8	6	6	8	6	6	8	2	12.8	6.5	9.20	13.730	42.230	42.230
1.	T3	12(5)	 AGSi GONÇALVES Íris	2010	6	6	6	5	4	5	6	5	4	8	4	14.1	7.8	9.10	13.100	44.100	44.100
2.	T4	11(5)	 GCS CONDEÇO Madalena	2009	4	4	4	7	6	8	5	6	4	6	6	14.0	5.9	9.40	13.780	43.080	43.080
2.	T4	11(4)	 GCS SIMÕES Iris	2009	4	4	4	6	6	4	4	6	6	6	4	14.6	3.9	9.80	12.930	41.230	41.230
2.	T4	11(2)	 GCS HOMEM Eva	2009	8	4	8	10							5.0	1.7	3.80	4.880	15.380	15.380	
3.	T6	10(4)	 AAC COSTA Iris	2010	7	6	7	5	6	4	6	4	6	8	4	13.7	4.4	9.50	12.830	40.430	40.430
3.	T6	10(3)	 AAC FRANCISCO Rita	2010	4	2	3	2	2	2	6	2	6	6	0	16.5	2.2	9.50	12.740	40.940	40.940
3.	T6	10(3)	 AAC CONCEIÇÃO Catarina	2009	4	5	4	4	6	4	6	8	6	6	2	14.5	3.3	9.50	12.040	39.340	39.340
4.	T5	9(3)	 SCP GONÇALVES Ana Carolina	2010	5	6	4	6	6	4	6	5	4	8	4	14.2	4.0	9.30	12.210	39.710	39.710
4.	T5	9(2)	 SCP MAROUÇO Maria	2010	4	6	6	8	6	7	6	6	2	7	4	13.8	4.7	9.10	12.790	40.390	40.390
4.	T5	9(4)	 SCP ROQUETE Luisa	2010	4	7	4	4	6	6	5	6	7	7	2	14.2	5.2	9.40	12.300	41.100	41.100





Taça de Portugal e CNU *Event subtitle*
Individual trampoline – Juniores Fem – Qualification





















Group 1

1. T6	COELHO	Joana		AAC	2007
2.	REIS	Inês		SFRUA	2008
3. T5	SANTOS-SOARES	Beatriz		SCP	2008
4. T6	CORREIA	Francisca		AAC	2007
5. T3	PONTES	Carolina		GCV	2007
6. T3	COENTRÃO	Raquel		GCV	2008
7.	PEDROSA	Rita		APAGL	2010
8. T4	ODAINII	Anna		GSC	2009
9.	SCHURMANN	Leonor		AGCM	2008
10. T6	LOUREIRO	Sofie		AAC	2008

Group 2

1.	NUNES	Inês		LGC	2008
2.	GAMA	Rita		LGC	2008
3.	LIKHONINA	Anna		AGSi	2009
4.	OLIVEIRA	Matilde		AGCM	2007
5. T5	ARAGUES	Maria		SCP	2008
6. T6	REIS	Laura		AAC	2008
7. T4	FAUSTINO	Maria		GSC	2008
8. T4	VALENTE	Teresa		GSC	2008
9. T5	MOREIRA	Carolina		SCP	2007
10. T3	MEIRELES	Matilde		GCV	2010



					S1	S2	S3	S4	S5	S6	S7	S8	S9	S10	L	E	D	HD	ToF	Total	Score	
1.	OLIVEIRA	Matilde		AGCM	2007	1	2	4	4	4	4	4	4	5	2	4	2	16.4	9.60	14.640	40.640	89.340
						4	4	4	6	5	5	4	5	4	6	0	15.3	9.8	9.30	14.300	48.700	
2.	REIS	Inês		SFRUA	2008	2	3	2	4	4	6	2	4	4	4	4	4	16.1	9.20	15.200	40.500	88.950
						4	4	5	4	4	5	6	4	4	5	0	15.5	8.8	9.50	14.650	48.450	
3.	VALENTE	Teresa		GSC	2008	0	2	4	4	4	4	2	6	0	4	0	17.0	9.30	14.290	40.590	88.160	
						6	6	6	6	4	4	6	4	6	8	0	14.4	10.7	9.10	13.370	47.570	
4.	PEDROSA	Rita		APAGL	2010	2	2	2	2	4	6	4	4	4	4	0	16.6	8.90	14.310	39.810	86.500	
						5	4	5	3	4	6	6	4	4	6	0	15.3	8.1	8.90	14.390	46.690	
5.	LIKHONINA	Anna		AGSi	2009	2	3	3	4	4	6	4	4	4	6	2	15.8	9.60	14.470	39.870	86.210	
						6	4	6	7	6	7	6	6	6	8	2	13.6	9.6	9.20	13.940	46.340	
6.	PONTES	Carolina		GCV	2007	3	4	2	4	4	4	4	6	4	6	0	15.9	9.00	14.320	39.220	86.090	
						6	5	5	4	5	4	4	5	4	6	0	15.2	8.3	9.40	13.970	46.870	
7.	SCHURMANN	Leonor		AGCM	2008	3	4	6	4	4	6	4	4	6	6	6	14.9	9.20	13.270	37.370	80.500	
						6	6	4	4	6	6	6	4	6	6	3	14.3	6.0	9.20	13.630	43.130	
8.	MEIRELES	Matilde		GCV	2010	0	4	2	4	5	4	4	2	4	4	2	16.5	9.70	14.820	41.020	50.680	
						6	6									2.8	2.3	1.60	2.960	9.660		
9.	ODAINII	Anna		GSC	2009	4	4	3	4	4	4	4	4	2	4	0	16.3	8.90	14.510	39.710	49.710	
						6	6									2.8	2.7	1.60	2.900	10.000		
10.	FAUSTINO	Maria		GSC	2008	1	6	6	6							6.1	3.50	5.680	15.280	24.900		
						6	7									2.7	2.3	1.70	2.920	9.620		
11.	COELHO	Joana		AAC	2007															DNS	0	
11.	SANTOS SOARES	Beatriz		SCP	2008															DNS	0	
11.	CORREIA	Francisca		AAC	2007															DNS	0	
11.	COENTRÃO	Raquel		GCV	2008															DNS	0	
11.	LOUREIRO	Sofia		AAC	2008															DNS	0	
11.	NUNES	Inês		LGC	2008															DNS	0	
11.	GAMA	Rita		LGC	2008															DNS	0	
11.	ARAGUES	Maria		SCP	2008															DNS	0	
11.	REIS	Laura		AAC	2008															DNS	0	
11.	MOREIRA	Carolina		SCP	2007															DNS	0	





Taça de Portugal e CNU *Event subtitle*
Individual trampoline – Juniores Fem – Team final

Group 1

1R. T6	CORREIA	Francisca		AAC	2007
2. T5	MOREIRA	Carolina		SCP	2007
3. T4	FAUSTINO	Maria		GSC	2008
4. T6	LOUREIRO	Sofia		AAC	2008
5. T3	MEIRELES	Matilde		GCV	2010
6. T5	SANTOS SOARES	Beatriz		SCP	2008
7. T4	VALENTE	Teresa		GSC	2008
8. T6	COELHO	Joana		AAC	2007
9. T3	COENTRÃO	Raquel		GCV	2008
10. T5	ARAGUES	Maria		SCP	2008
11. T4	ODAINII	Anna		GSC	2009
12. T6	REIS	Laura		AAC	2008
13. T3	PONTES	Carolina		GCV	2007



Team Score															Total	Score								
					S1	S2	S3	S4	S5	S6	S7	S8	S9	S10	L	E	D	HD	ToF	Total	Score			
1.	T4	15(5)		GSC	FAUSTINO	Maria	2008	6	7	6	4	8	6	7	2	6	6	4	13.8	7.5	8.90	13.710	43.910	43.910
1.	T4	15(5)		GSC	VALENTE	Teresa	2008	6	8	6	6	4	4	4	4	6	10	20	12.2	9.8	9.10	13.620	44.720	44.720
1.	T4	15(5)		GSC	ODAINII	Anna	2009	1	3	2	4	4	4	2	4	2	4	0	17.0	5.6	9.60	14.800	47.000	47.000
2.	T3	10(2)		GCV	MEIRELES	Matilde	2010															0	0	
2.	T3	10(4)		GCV	COENTRÃO	Raquel	2008	3	4	2	4	6	6	6	2	5	6	3	15.3	4.4	9.10	13.440	42.240	42.240
2.	T3	10(4)		GCV	PONTES	Carolina	2007	4	6	4	3	4	6	4	4	6	6	0	15.3	8.3	9.20	14.040	46.840	46.840
3.	T5	9(4)		SCP	MOREIRA	Carolina	2007	6	4	3	4	6	4	4	5	6	4	20	13.4	4.5	9.00	13.440	40.340	40.340
3.	T5	9(2)		SCP	SANTOS SOARES	Beatriz	2008	4	2	4	2	3	4	4	6	8	4	20	13.9	2.2	9.50	11.700	37.300	37.300
3.	T5	9(3)		SCP	ARAGUES	Maria	2008	6	6	4	4	7	6	6	7	5	6	4	13.9	6.1	9.40	12.780	42.180	42.180
4.	T6	8(0)		AAC	CORREIA	Francisca	2007	4	6	4	6							6.0	1.4	3.60	5.510	16.510	16.510	
4.	T6	8(3)		AAC	LOUREIRO	Sofia	2008	5	6	3	4	6	4	6	5	4	6	2	14.9	3.8	9.30	12.280	40.280	40.280
4.	T6	8(3)		AAC	COELHO	Joana	2007	6	6	6	6	8	5	7	6	4	6	4	13.6	6.0	9.20	12.970	41.770	41.770
4.	T6	8(2)		AAC	REIS	Laura	2008	6	8	4	6	6	4	6	6	4	5	2	14.3	3.2	9.10	12.160	38.760	38.760





Taça de Portugal e CNU *Event subtitle*
Individual trampoline – Seniores Fem – Qualification

Group 1

1. T3	PEGACHA	Madalena		CCRAM	2004
2.	ABRANTES	Joana		AAC	2002
3. T3	SILVA	Ana		CCRAM	2004
4. T3	NOBRE	Alice		CCRAM	2003
5.	BRILHANTE	Matilde		GCS	2004
6.	MARTINS	Inês		-CEDF	1994
7. T3	NOBRE	Matilde		CCRAM	2006
8.	GARCIA	Alexandra		AGCM	2006



				S1	S2	S3	S4	S5	S6	S7	S8	S9	S10	L	E	D	HD	ToF	Total	Score	
1.	NOBRE	Alice	 CCRAM	2003	7	4	5	8	6	4	4	4	4	8	0	14.6	10.0	9.00	14.620	48.220	48.990
					6	4	5	6	4	4	4	4	8	0	15.1	10.0	9.10	14.790	48.990		
2.	GARCIA	Alexandra	 AGCM	2006	6	6	4	5	5	6	6	4	4	3	2	14.9	9.7	9.70	14.600	48.900	48.970
					6	6	4	6	6	4	6	4	4	2	1	15.1	9.7	9.50	14.670	48.970	
3.	SILVA	Ana	 CCRAM	2004	6	5	4	6	4	4	3	4	4	5	4	15.1	9.8	8.90	14.270	48.070	48.310
					6	3	5	6	5	4	4	3	4	6	3	15.1	10.0	8.90	14.310	48.310	
4.	BRILHANTE	Matilde	 GCS	2004	2	4	3	4	4	4	6	6	4	6	2	15.5	8.0	9.30	15.020	47.820	47.820
					2	4	4	5							6.5	2.1	3.80	6.230	18.630		
5.	ABRANTES	Joana	 AAC	2002	2	2	2	4	4	4	4	4	4	4	0	16.6	5.6	9.80	13.730	45.730	45.730
					6	4	6	4	6	4	4	4	4	6	0	15.2	7.5	9.10	13.430	45.230	
6.	NOBRE	Matilde	 CCRAM	2006	4	6	4	4	3	6	3	2	6	0	0	16.2	7.6	8.20	12.990	44.990	44.990
					4	7	6	6							5.7	4.6	3.40	5.770	19.470		
7.	PEGACHA	Madalena	 CCRAM	2004	4	6									3.0	1.9	1.80	2.940	9.640	9.730	
					4	5									3.1	1.9	1.80	2.930	9.730		
8.	MARTINS	Inês	 CEDF	1994															DNS	DNS	0





Taça de Portugal e CNU *Event subtitle*
 Individual trampoline – Team competitions – Seniores Fem – Qualification

Team Score					S1	S2	S3	S4	S5	S6	S7	S8	S9	S10	L	E	D	HD	ToF	Total	Score	
1. T3	258.050		CCRAM	NOBRE Alice	2003	7	4	5	8	6	4	4	4	4	8	0	14.6	10.0	9.00	14.620	48.220	48.990
						6	4	5	6	4	4	4	4	8	0	15.1	10.0	9.10	14.790	48.990		
1. T3	258.050		CCRAM	SILVA Ana	2004	6	5	4	6	4	4	3	4	4	5	4	15.1	9.8	8.90	14.270	48.070	48.310
						6	3	5	6	5	4	4	3	4	6	3	15.1	10.0	8.90	14.310	48.310	
1. T3	258.050		CCRAM	NOBRE Matilde	2006	4	6	4	4	3	6	3	2	6	0	0	16.2	7.6	8.20	12.990	44.990	44.990
						4	7	6	6							5.7	4.6	3.40	5.770	19.470		
1. T3	258.050		CCRAM	PEGACHA Madalena	2004	4	6									3.0	1.9	1.80	2.940	9.640	9.730	
						4	5									3.1	1.9	1.80	2.930	9.730		





Taça de Portugal e CNU *Event subtitle*
Individual trampoline – Iniciados Masc – Qualification

Group 1

1. T4	MOREIRA	Miguel		SCP	2012
2. T4	KHARITONOV	Platon		SCP	2012
3. T3	CHEPRAZOV	Anton		GCO	2013
4. T4	MARTINS	Martim		SCP	2011
5. T4	MARTINS	Artur		SCP	2011
6. T3	SOUSA	Rafael		GCO	2013
7. T3	MATIAS	Miguel		GCO	2013





Taça de Portugal e CNU *Event subtitle*
 Individual trampoline – Iniciados Masc – Qualification

					S1	S2	S3	S4	S5	S6	S7	S8	S9	S10	L	E	D	HD	ToF	Total	Score			
1.	MARTINS	Artur		SCP	2011	2	4	4	4	5	6	4	6	5	4	0	15.6	5.7	9.10	14.150	44.550	89.040		
						4	3	4	4	6	5	5	4	6	9	0	15.0	6.9	8.60	13.990	44.490			
2.	MOREIRA	Miguel		SCP	2012																–	0		
																						–		
2.	KHARITONOV	Platon		SCP	2012																	–	0	
																							–	
2.	CHEPRAZOV	Anton		GCO	2013																	–	0	
																							–	
2.	MARTINS	Martim		SCP	2011																	–	0	
																							–	
2.	SOUSA	Rafael		GCO	2013																	–	0	
																							–	
2.	MATIAS	Miguel		GCO	2013																	–	0	
																							–	





Taça de Portugal e CNU *Event subtitle*
Individual trampoline – Iniciados Masc – Team final

Group 1

1R	MOREIRA	Miguel		SCP	2012
2.	T3 MATIAS	Miguel		GCO	2013
3.	T4 MARTINS	Martim		SCP	2011
4.	T3 SOUSA	Rafael		GCO	2013
5.	T4 KHARITONOV	Platon		SCP	2012
6.	T3 CHEPRAZOV	Anton		GCO	2013
7.	T4 MARTINS	Artur		SCP	2011





Taça de Portugal e CNU *Event subtitle*

Individual trampoline – Team competitions – Iniciados Masc – Team final

Team Score				S1	S2	S3	S4	S5	S6	S7	S8	S9	S10	L	E	D	HD	ToF	Total	Score
1.	T4	15(5)	SCP MARTINS Martim 2011	4	4	3	6	6	4	5	4	6	6	2	15.0	4.6	9.80	13.000	42.400	42.400
1.	T4	15(5)	SCP KHARITONOV Platon 2012	8	4	4	8	6	4	8	7	4	6	4	13.7	3.5	9.40	11.680	38.280	38.280
1.	T4	15(5)	SCP MARTINS Artur 2011	2	4	4	4	5	6	4	6	5	4	0	15.6	5.7	9.10	14.150	44.550	44.550
2.	T3	12(4)	GCO MATIAS Miguel 2013	2	4	2	5	4	5	6	4	4	7	0	15.7	4.3	9.50	12.620	42.120	42.120
2.	T3	12(4)	GCO SOUSA Rafael 2013	7	5	4	4	3	3	4	6	6	6	2	15.0	1.9	9.20	9.550	35.650	35.650
2.	T3	12(4)	GCO CHEPRAZOV Anton 2013	2	4	6	4	4	4	3	6	4	6	0	15.7	1.7	9.70	9.360	36.460	36.460

Generated by sporttech.io official scoring system at Nov 25, 2023 6:04:49 PM. Live results at www.sporttech.io/explore.











Taça de Portugal e CNU *Event subtitle*
Individual trampoline – Juvenis Masc – Qualification

Group 1

1.	TEIXEIRA	Manuel		ACM	2010
2.	T3	BERNARDO Miguel		GCV	2010
3.	T3	RIBEIRO Duarte		GCV	2010
4.	LOPES	Martim		AGSi	2010
5.	MENDES	Pedro		VFC	2009
6.	T3	GREGÓRIO Lucas		GCV	2009



				S1	S2	S3	S4	S5	S6	S7	S8	S9	S10	L	E	D	HD	ToF	Total	Score
1.	GREGÓRIO	Lucas	 GCV	2009	0	3	0	2	4	3	2	6	4	4	3	16.9	9.50	15.080	41.480	91.275
					5	2	4	4	4	6	4	4	5	6	4	15.2	10.5	9.20	14.895	49.795
2.	LOPES	Martim	 AGSI	2010	2	0	1	1	2	4	3	2	1	4	2	17.8	9.60	15.115	42.515	91.025
					6	4	6	4	5	4	6	4	6	10	10	13.5	11.3	9.40	14.310	48.510
3.	MENDES	Pedro	 VFC	2009	4	4	4	4	4	4	4	4	6	4	4	15.4	9.30	14.800	39.500	87.370
					6	6	8	6	8	6	6	3	5	6	2	13.8	10.4	9.40	14.270	47.870
4.	RIBEIRO	Duarte	 GCV	2010	2	2	4	6	4	4	6	4	2	2	2	16.2	9.60	12.305	38.105	79.320
					4	6	5	6	4	4	6	4	5	4	4	14.8	4.4	9.70	12.315	41.215
5.	BERNARDO	Miguel	 GCV	2010	4	3	4	6	5	4	8	5	6	4	0	15.1	9.50	13.035	37.635	77.415
					4	6	6	7	6	8	8	6	6	7	0	13.6	4.4	9.10	12.680	39.780
6.	TEIXEIRA	Manuel	 ACM	2010	2	4	1	2	4	3	4	2	4	6	2	16.6	9.50	14.280	40.380	66.735
					6	6	8	8	10	10					7.2	6.0	5.10	8.055	26.355	





Taça de Portugal e CNU *Event subtitle*
 Individual trampoline – Team competitions – Juvenis Masc – Qualification

Team Score				S1	S2	S3	S4	S5	S6	S7	S8	S9	S10	L	E	D	HD	ToF	Total	Score
1. T3	248.010		GCV GREGÓRIO Lucas	2009	0	3	0	2	4	3	2	6	4	4	3	16.9	9.50	15.080	41.480	91.275
					5	2	4	4	4	6	4	4	5	6	4	15.2	10.5	9.20	14.895	49.795
1. T3	248.010		GCV RIBEIRO Duarte	2010	2	2	4	6	4	4	6	4	2	2	2	16.2	9.60	12.305	38.105	79.520
					4	6	5	6	4	4	6	4	5	4	4	14.8	4.4	9.70	12.315	41.215
1. T3	248.010		GCV BERNARDO Miguel	2010	4	3	4	6	5	4	8	5	6	4	0	15.1	9.50	13.035	37.635	77.415
					4	6	6	7	6	8	8	6	6	7	0	13.6	4.4	9.10	12.680	39.780





Taça de Portugal e CNU *Event subtitle*
Individual trampoline – Juniores Masc – Qualification

Group 1

1. T3	NETO	Gaspar		AAC	2008
2. T3	REIS	Francisco		AAC	2007
3.	COSTA	Gonçalo		CEDF	2008
4.	LOPES	André		GCV	2007
5. T3	RODRIGUES	José Pedro		AAC	2008
6.	NOBRE	Rodrigo		CEDF	2008





Taça de Portugal e CNU *Event subtitle*
 Individual trampoline – Juniores Masc – Qualification

					S1	S2	S3	S4	S5	S6	S7	S8	S9	S10	L	E	D	HD	ToF	Total	Score	
1.	LOPES	André		GCV	2007	2	1	1	2	2	2	2	1	3	3	4	17.7		9.60	16.400	43.700	94.635
						4	4	6	6	6	4	8	7	6	8	4	13.7	13.1	9.20	14.935	50.935	
2.	COSTA	Gonçalo		CEDF	2008	3	4	3	4	5	8	4	3	6	4	4	15.2		9.50	16.195	40.895	91.550
						4	6	6	4	4	5	6	7	6	6	0	14.6	11.7	8.60	15.755	50.655	
3.	NOBRE	Rodrigo		CEDF	2008	4	6	4	4	5	7	7	6	4	4	4	14.5		9.40	15.215	39.115	86.205
						8	6	6	4	6	5	6	5	6	10	4	13.4	9.9	9.50	14.290	47.090	
4.	REIS	Francisco		AAC	2007	2	2	4	6	5	5	4	4	4	5	2	15.7		9.50	14.630	39.830	85.155
						4	5	4	7	7	8	6	6	6	6	3	13.8	8.8	8.60	14.125	45.325	
5.	NETO	Gaspar		AAC	2008	4	5									3.1		2.00	3.460	8.560	29.085	
						4	6	6	5							5.9	4.6	3.70	6.325	20.525		
6.	RODRIGUES	José Pedro		AAC	2008	4										1.6		1.00	1.670	4.270	16.555	
						6	8									2.6	2.5	4.00	3.185	12.285		





Taça de Portugal e CNU *Event subtitle*
Individual trampoline – Team competitions – Juniores Masc – Qualification

Team Score												E	D	HD	ToF	Total	Score								
1. T3	130.795		AAC	REIS	Francisco	2007	2	2	4	6	5	5	4	4	4	5	2	15.7	9.50	14.630	39.830	85.155			
							4	5	4	7	7	8	6	6	6	6	3	13.8	8.8	8.60	14.125	45.325			
1. T3	130.795		AAC	NETO	Gaspar	2008	4	5											3.1	2.00	3.460	8.560	29.085		
							4	6	6	5											5.9	4.6	3.70	6.325	20.525
1. T3	130.795		AAC	RODRIGUES José Pedro	2008	4											1.6	1.00	1.670	4.270	16.555				
						6	8											2.6	2.5	4.00	3.185	12.285			

Generated by sporttech.io official scoring system at Nov 25, 2023 2:46:12 PM. Live results at www.sporttech.io/explore.





Taça de Portugal e CNU *Event subtitle*
Individual trampoline – Seniores Masc – Qualification


















Group 1

1. T3	CATARINO	Bruno		LGC	2004
2. T5	DIAS	Leonardo		AAC	2004
3.	FERREIRA	David		LGC	2004
4. T5	SOARES	João		AAC	1999
5. T4	LOBO	João		SCP	2004
6. T5	FERNANDES	Diogo		AAC	2002
7. T3	CAVACO	Daniel		LGC	2002
8. T3	MARIANITO	Miguel		LGC	2003
9. T4	VICÊNCIO	Pedro		SCP	2005
10. T6	CABRAL	Diogo		AAE	1999
11. T3	BRITO	Simão		LGC	2003
12. T4	FERREIRA	Pedro		SCP	1997
13. T6	PINHEIRO	João		AAE	2004

Group 2

1.	FERREIRA	Diogo		LGC	2006
2. T4	ABREU	Diogo		SCP	1993
3.	JOSÉ	Francisco		CFE	2007
4. T6	OLIVEIRA	Bruno		AAE	1998



				S1	S2	S3	S4	S5	S6	S7	S8	S9	S10	L	E	D	HD	ToF	Total	Score			
1.	ABREU	Diogo	 SCP	1993	6	6	4	4	4	4	5	4	4	3	4	0	15.6	15.8	8.70	17.600	57.700	57.700	
					6	5	5	5	6	6	4	4	4	4	1	15.0	15.8	8.50	17.460	56.760			
2.	OLIVEIRA	Bruno	 AAE	1998	1	2	4	4	4	3	4	3	4	6	3	16.2	7.2	8.70	16.010	48.110	48.110		
					2	3	6	4	6	4	4	4	6	6	4	15.1	7.4	9.30	16.300	48.100			
3.	FERREIRA	Diogo	 LGC	2006	6	5										2.9	2.3	1.70	3.390	10.290	46.550		
					4	4	6	8	6	7	7	6	6	6	20	12.0	10.0	8.80	15.750	46.550			
4.	CATARINO	Bruno	 LGC	2004																–	0		
																					–		
4.	DIAS	Leonardo	 AAC	2004																	–	0	
																						–	
4.	FERREIRA	David	 LGC	2004																	–	0	
																						–	
4.	SOARES	João	 AAC	1999																	–	0	
																						–	
4.	LOBO	João	 SCP	2004																	–	0	
																						–	
4.	FERNANDES	Diogo	 AAC	2002																	–	0	
																						–	
4.	CAVACO	Daniel	 LGC	2002																	–	0	
																						–	
4.	MARIANITO	Miguel	 LGC	2003																	–	0	
																						–	
4.	VICÊNCIO	Pedro	 SCP	2005																	–	0	
																						–	
4.	CABRAL	Diogo	 AAE	1999																	–	0	
																						–	
4.	BRITO	Simão	 LGC	2003																	–	0	
																						–	
4.	FERREIRA	Pedro	 SCP	1997																	–	0	
																						–	
4.	PINHEIRO	João	 AAE	2004																	–	0	
																						–	
4.	JOSÉ	Francisco	 CFE	2007																	DNS	0	
																					DNS		








Taça de Portugal e CNU *Event subtitle*
Individual trampoline – Seniores Masc – Team final

Group 1

1. T5	SOARES	João		AAC	1999
2. T3	CAVACO	Daniel		LGC	2002
3. T6	PINHEIRO	João		AAE	2004
4. T4	LOBO	João		SCP	2004
5. T5	DIAS	Leonardo		AAC	2004
6. T3	MARIANITO	Miguel		LGC	2003
7. T6	CABRAL	Diogo		AAE	1999
8. T4	FERREIRA	Pedro		SCP	1997
9. T5	FERNANDES	Diogo		AAC	2002
10. T3	BRITO	Simão		LGC	2003
11. T6	OLIVEIRA	Bruno		AAE	1998
12. T4	ABREU	Diogo		SCP	1993



Team Score				S1	S2	S3	S4	S5	S6	S7	S8	S9	S10	L	E	D	HD	ToF	Total	Score
1.	T4	15(5)	 SCP LOBO João 2004 6 7 8 6 6 6 8 6 8 6 6 12.7 13.8 8.60 16.480 51.580 51.580																	
1.	T4	15(5)	 SCP FERREIRA Pedro 1997 2 4 3 4 4 4 6 6 6 4 4 4 15.5 16.2 9.20 17.180 58.080 58.080																	
1.	T4	15(5)	 SCP ABREU Diogo 1993 4 6 4 4 4 6 4 4 4 4 4 1 15.5 15.8 9.10 17.910 58.310 58.310																	
2.	T3	10(2)	 LGC CAVACO Daniel 2002 4 4 3.2 2.3 1.70 3.430 10.630 10.630																	
2.	T3	10(4)	 LGC MARIANITO Miguel 2003 4 5 4 4 4 4 4 4 6 4 5 2 15.4 14.5 9.00 16.820 -0.2→55.520 55.520																	
2.	T3	10(4)	 LGC BRITO Simão 2003 4 3 4 4 6 4 4 6 4 6 2 15.3 12.9 9.20 16.540 53.940 53.940																	
3.	T6	9(4)	 AAE PINHEIRO João 2004 5 4 4 6 8 6 6 6 6 7 4 13.8 8.5 9.20 15.420 46.920 46.920																	
3.	T6	9(2)	 AAE CABRAL Diogo 1999 4 5 6 6 6 6 6 6 11.5 12.1 7.10 13.060 43.760 43.760																	
3.	T6	9(5)	 AAE OLIVEIRA Bruno 1998 2 2 4 4 4 2 4 3 5 6 4 16.0 7.4 9.70 15.600 48.700 48.700																	
4.	T5	8(3)	 AAC SOARES João 1999 4 5 8 4.3 3.6 2.40 4.660 -0.2→14.760 14.760																	
4.	T5	8(5)	 AAC DIAS Leonardo 2004 6 4 4 4 4 5 6 5 6 13.6 9.4 9.20 14.720 46.920 46.920																	
4.	T5	8(2)	 AAC FERNANDES Diogo 2002 4 4 5 5 5 4 4 5 6 6 20 13.2 4.4 9.20 14.770 41.570 41.570																	



Group 1

1. T6	CRUZ	Valentina		EDV	2012
2. T12	PIRES	Carlota		AAC	2011
3. T12	MONTEIRO	Maria Carlota		AAC	2013
4.	CORREIA	Beatriz		CGG	2011
5. T4	CUNHA	Matilde		AGCM	2012
6. T5	GUERRA	Mariana		CPSBM	2011
7. T3	RODRIGUES	Leonor		ADL	2011
8. T7	SOUSA	Maria		GCV	2012
9. T7	VIEIRA	Carminho		GCV	2011
10. T9	LIZ	Marta		SCP	2012
11. T6	FELGUEIRAS	Sara		EDV	2012
12. T7	GOUVEIA	Giana		GCV	2012
13. T5	ESTEVENS	Alice		CPSBM	2012
14. T4	SCHURMANN	Maria		AGCM	2011

Group 2










1.	RODRIGUES	Sofia		ADL	2013
2. T7	GRAÇA	Mónica		GCV	2011
3. T8	GONÇALVES	Leonor		GSC	2013
4.	CUNHA	Mariana		CGG	2012
5. T6	SILVA	Carolina		EDV	2013
6. T10	JESUS	Carolina		GCO	2012
7. T9	PINTO	Mariana		SCP	2012
8. T9	TAVARES	Joana		SCP	2011
9. T10	SAVCHENKO	Yulia		GCO	2012
10. T10	LOURO	Matilde		GCO	2013
11. T5	CIPRIANO	Raquel		CPSBM	2012
12. T3	JORDÃO	Mariana		ADL	2012
13.	TEIXEIRA	Inês		ADL	2012
14. T4	MOREIRA	Tânia		AGCM	2011

Group 3

1. T12	AFONSO	Rita		AAC	2011
2. T12	CAVALEIRO	Matilde		AAC	2011
3.	RIBEIRO	Beatriz		ADL	2013
4. T9	PIRES	Iris		SCP	2012
5. T6	SAMPAIO	Íris		EDV	2012
6. T5	SILVA	Eva		CPSBM	2011
7. T3	POMBO	Bruna		ADL	2011
8. T8	PIRES	Sofia		GSC	2011
9.	FERRÃO	Rita		AGCM	2011
10. T4	FREITAS	Inês		AGCM	2011
11. T10	FALARDO	Bruna		GCO	2013
12. T3	SILVA	Constança		ADL	2011
13. T8	ROSADO	Madalena		GSC	2012

				S1	S2	L	E	D	Total	Score
1.	FREITAS Inês		AGCM	2011	4 5 4	18.7	3.4	-0.6→	21.500	43.900
					5 6 2	18.7	3.7		22.400	
2.	CUNHA Matilde		AGCM	2012	5 6 2	18.7	3.3		22.000	43.600
					4 6 4	18.6	3.0		21.600	
3.	LOURO Matilde		GCO	2013	4 7 2	18.7	2.8		21.500	42.900
					2 6 2	19.0	2.4		21.400	
4.	RODRIGUES Leonor		ADL	2011	4 7 2	18.7	2.4		21.100	42.700
					2 7 3	18.8	2.8		21.600	
5.	SCHURMANN Maria		AGCM	2011	6 7 5	18.2	3.3		21.500	42.500
					4 6 4	18.6	3.0	-0.6→	21.000	
6.	SILVA Eva		CPSBM	2011	3 7 2	18.8	2.8		21.600	42.500
					4 6 4	18.6	2.9	-0.6→	20.900	
7.	MOREIRA Tânia		AGCM	2011	4 8 4	18.4	2.9	-0.6→	20.700	41.100
					2 4 2	19.2	1.2		20.400	
8.	POMBO Bruna		ADL	2011	3 4 2	19.1	1.3		20.400	40.800
					5 6 2	18.7	1.7		20.400	
9.	CIPRIANO Raquel		CPSBM	2012	4 6 5	18.5	1.2		19.700	40.600
					4 8 3	18.5	2.4		20.900	
10.	MONTEIRO Maria Carlota		AAC	2013	7 4 0	18.9	1.3		20.200	40.300
					5 6 0	18.9	1.2		20.100	
11.	PINTO Mariana		SCP	2012	5 6 4	18.5	1.7		20.200	40.200
					6 5 2	18.7	1.3		20.000	
12.	TAVARES Joana		SCP	2011	5 4 4	18.7	1.3		20.000	40.200
					5 4 1	19.0	1.2		20.200	
13.	GUERRA Mariana		CPSBM	2011	6 8 6	18.0	2.4	-0.6→	19.800	40.100
					6 6 2	18.6	1.7		20.300	
14.	PIRES Sofia		GSC	2011	6 5 1	18.8	1.2		20.000	40.100
					7 5 0	18.8	1.3		20.100	
15.	FELGUEIRAS Sara		EDV	2012	4 6 0	19.0	1.2		20.200	39.900
					7 6 2	18.5	1.2		19.700	
16.	SOUSA Maria		GCV	2012	4 5 2	18.9	1.2		20.100	39.800
					8 6 2	18.4	1.3		19.700	
17.	ROSADO Madalena		GSC	2012	8 6 0	18.6	1.2		19.800	39.800
					6 7 0	18.7	1.3		20.000	
18.	JESUS Carolina		GCO	2012	6 6 2	18.6	1.2		19.800	39.800
					3 6 3	18.8	1.2		20.000	
19.	VIEIRA Carminho		GCV	2011	6 4 2	18.8	1.3		20.100	39.500
					6 7 0	18.7	1.3	-0.6→	19.400	
20.	GRAÇA Mónica		GCV	2011	6 5 2	18.7	1.3		20.000	39.500
					4 6 2	18.8	1.3	-0.6→	19.500	
21.	GOUVEIA Giana		GCV	2012	6 7 2	18.5	1.2		19.700	39.400
					7 6 3	18.4	1.3		19.700	
22.	PIRES Carlota		AAC	2011	4 4 0	19.2	0.7		19.900	39.400
					4 6 2	18.8	0.7		19.500	
23.	CORREIA Beatriz		CGG	2011	6 6 0	18.8	1.3		20.100	39.300
					8 6 0	18.6	1.2	-0.6→	19.200	
24.	SILVA Carolina		EDV	2013	8 6 4	18.2	1.2		19.400	39.000
					2 7 2	18.9	0.7		19.600	
25.	PIRES Iris		SCP	2012	4 6 2	18.8	0.7		19.500	39.000
					4 6 2	18.8	0.7		19.500	
26.	ESTEVENS Alice		CPSBM	2012	10 7 0	18.3	1.3		19.600	38.900
					4 7 2	18.7	1.2	-0.6→	19.300	
27.	TEIXEIRA Inês		ADL	2012	8 6 2	18.4	1.2	-0.6→	19.000	38.800
					7 6 2	18.5	1.3		19.800	
28.	RODRIGUES Sofia		ADL	2013	3 6 4	18.7	0.7		19.400	38.800
					4 6 3	18.7	0.7		19.400	
29.	JORDÃO Mariana		ADL	2012	8 7 2	18.3	1.2	-0.6→	18.900	38.500
					8 6 3	18.3	1.3		19.600	
30.	FERRÃO Rita		AGCM	2011	2 4 6	18.8	0.7	-0.6→	18.900	38.500
					2 6 6	18.6	1.2	-0.2→	19.600	
31.	SAMPAIO Íris		EDV	2012	6 6 2	18.6	1.2	-0.6→	19.200	38.400
					6 6 3	18.5	1.3	-0.6→	19.200	
32.	CAVALEIRO Matilde		AAC	2011	6 6 2	18.6	1.3		19.900	38.400
					8 7 6	17.9	1.2	-0.6→	18.500	



				S1	S2	L	E	D	Total	Score	
33.	LIZ	Marta	 SCP	2012	4	6	4	18.6	0.7	-0.6→18.700	38.400
					4	6	0	19.0	0.7	19.700	
34.	AFONSO	Rita	 AAC	2011	4	6	4	18.6	0.7	-0.2→19.100	38.400
					4	6	4	18.6	0.7	19.300	
35.	RIBEIRO	Beatriz	 ADL	2013	2	5	2	19.1	0.7	-0.6→19.200	38.100
					2	6	4	18.8	0.7	-0.6→18.900	
36.	CRUZ	Valentina	 EDV	2012	4	8	6	18.2	1.2	-0.2→19.200	38.000
					8	6	4	18.2	1.2	-0.6→18.800	
37.	CUNHA	Mariana	 CGG	2012	2	6	2	19.0	0.7	-0.6→19.100	37.900
					8	8	2	18.2	1.2	-0.6→18.800	
38.	SAVCHENKO	Yulia	 GCO	2012	6	6	2	18.6	0.7	-0.6→18.700	37.600
					6	6	6	18.2	0.7	18.900	
39.	FALARDO	Bruna	 GCO	2013	4	6	20	17.0	0.7	17.700	37.400
					3	6	1	19.0	0.7	19.700	
40.	SILVA	Constança	 ADL	2011	8			17.2	0.5	17.700	35.400
					3			17.7		17.700	
41.	GONÇALVES	Leonor	 GSC	2013	4	8	20	16.8	0.5	-0.6→16.700	33.100
					6	10	20	16.4	0.6	-0.6→16.400	





Taça de Portugal e CNU *Event subtitle*
Double mini-trampoline – Iniciados Fem – Team final

Group 1

1. T9	PINTO	Mariana		SCP	2012
2. T10	SAVCHENKO	Yulia		GCO	2012
3. T3	JORDÃO	Mariana		ADL	2012
4. T5	GUERRA	Mariana		CPSBM	2011
5. T4	SCHURMANN	Maria		AGCM	2011
6. T9	TAVARES	Joana		SCP	2011
7. T10	JESUS	Carolina		GCO	2012
8. T3	POMBO	Bruna		ADL	2011
9. T5	SILVA	Eva		CPSBM	2011
10. T4	CUNHA	Matilde		AGCM	2012
11. T9	PIRES	Iris		SCP	2012
12. T10	LOURO	Matilde		GCO	2013
13. T3	RODRIGUES	Leonor		ADL	2011
14. T5	CIPRIANO	Raquel		CPSBM	2012
15. T4	FREITAS	Inês		AGCM	2011



Team Score					S1	S2	L	E	D	Total	Score	
1. T4	14(5)		AGCM	SCHURMANN Maria	2011	4	5	2	18.9	3.0	21.900	21.900
1. T4	14(4)		AGCM	CUNHA Matilde	2012	6	6	2	18.6	3.0	-0.6→21.000	21.000
1. T4	14(5)		AGCM	FREITAS Inês	2011	4	6	5	18.5	3.7	-0.6→21.600	21.600
2. T5	10(4)		CPSBM	GUERRA Mariana	2011	4	6	6	18.4	2.4		20.800
2. T5	10(5)		CPSBM	SILVA Eva	2011	6	8	2	18.4	3.3		21.700
2. T5	10(1)		CPSBM	CIPRIANO Raquel	2012	4			17.6			17.600
3. T3	9(2)		ADL	JORDÃO Mariana	2012	8	6	2	18.4	1.2	-0.6→19.000	19.000
3. T3	9(3)		ADL	POMBO Bruna	2011	5	6	2	18.7	1.7		20.400
3. T3	9(4)		ADL	RODRIGUES Leonor	2011	4	6	3	18.7	2.8		21.500
4. T10	6(1)		GCO	SAVCHENKO Yulia	2012	4	6	3	18.7	0.7	-0.6→18.800	18.800
4. T10	6(2)		GCO	JESUS Carolina	2012	2	5	2	19.1	1.2		20.300
4. T10	6(3)		GCO	LOURO Matilde	2013	2	6	2	19.0	2.4		21.400
5. T9	6(3)		SCP	PINTO Mariana	2012	6	6	2	18.6	1.7	-0.2→20.100	20.100
5. T9	6(1)		SCP	TAVARES Joana	2011	5	6	2	18.7	1.2	-0.6→19.300	19.300
5. T9	6(2)		SCP	PIRES Iris	2012	4	6	2	18.8	0.7		19.500





Taça de Portugal e CNU *Event subtitle*
Double mini-trampoline – Juvenis Fem – Qualification

Group 1

1. T6	GARCIA	Maria Luis		AAC	2010
2. T4	GOMES	Carolina		GCV	2010
3.	BENTO	Rita		GSC	2009
4. T5	CAETANO	Sofia		SCP	2010
5. T4	PAULO	Bianca		GCV	2010
6. T4	MEIRELES	Matilde		GCV	2010
7. T3	ARÁJIO	Margarida		CGG	2010
8. T3	MIRANDA	Rita		CGG	2010

Group 2

1. T5	BRANCO	Lua		SCP	2009
2.	RIBEIRO	Núria		ADL	2010
3.	ALMEIDA	Sofia		AGCM	2010
4. T6	COSTA	Iris		AAC	2010
5. T3	CASTRO	Gabriela		CGG	2009
6. T5	GONÇALVES	Ana Carolina		SCP	2010
7. T5	ROQUETE	Luisa		SCP	2010
8. T6	FRANCISCO	Rita		AAC	2010
9. T6	MONTEIRO	Maria Beatriz		AAC	2009



				S1	S2	L	E	D	Total	Score	
1.	ALMEIDA Sofia		AGCM	2010	6	6	2	18.6	3.3	21.900	43.600
					6	6	3	18.5	3.2	21.700	
2.	BENTO Rita		GSC	2009	6	6	0	18.8	1.2	20.000	39.300
					8	6	6	18.0	1.3	19.300	
3.	PAULO Bianca		GCV	2010	7	8	4	18.1	1.2	19.300	39.000
					6	8	2	18.4	1.3	19.700	
4.	GOMES Carolina		GCV	2010	8	8	2	18.2	1.2	-0.6→18.800	38.600
					3	6	0	19.1	0.7	19.800	
5.	MIRANDA Rita		CGG	2010	4	6	0	19.0	0.7	19.700	38.200
					4	6	6	18.4	0.7	-0.6→18.500	
6.	ARÁUJO Margarida		CGG	2010	6	8	0	18.6	0.7	19.300	37.700
					5	8	3	18.4		18.400	
7.	MEIRELES Matilde		GCV	2010						0	22.500
					6	9	2	18.3	4.4	-0.2→22.500	
8.	GARCIA Maria Luis		AAC	2010						DNS	0
										-	
8.	CAETANO Sofia		SCP	2010						DNS	0
										-	
8.	BRANCO Lua		SCP	2009						-	0
										-	
8.	RIBEIRO Núria		ADL	2010						-	0
										-	
8.	COSTA Iris		AAC	2010						-	0
										-	
8.	CASTRO Gabriela		CGG	2009						-	0
										-	
8.	GONÇALVES Ana Carolina		SCP	2010						-	0
										-	
8.	ROQUETE Luisa		SCP	2010						-	0
										-	
8.	FRANCISCO Rita		AAC	2010						-	0
										-	
8.	MONTEIRO Maria Beatriz		AAC	2009						-	0
										-	









Taça de Portugal e CNU *Event subtitle*
Double mini-trampoline – Juvenis Fem – Team final

Group 1

1R	GONÇALVES	Ana Carolina		SCP	2010	
2R	FRANCISCO	Rita		AAC	2010	
3.	T5	ROQUETE	Luisa		SCP	2010
4.	T6	COSTA	Iris		AAC	2010
5.	T4	GOMES	Carolina		GCV	2010
6.	T5	CAETANO	Sofia		SCP	2010
7.	T6	MONTEIRO	Maria Beatriz		AAC	2009
8.	T4	PAULO	Bianca		GCV	2010
9.	T5	BRANCO	Lua		SCP	2009
10.	T6	GARCIA	Maria Luis		AAC	2010
11.	T4	MEIRELES	Matilde		GCV	2010



Team Score				S1	S2	L	E	D	Total	Score			
1.	T5	14(5)	 SCP	ROQUETE	Luisa	2010	7	6	2	18.5	1.7	20.200	20.200
1.	T5	14(5)	 SCP	CAETANO	Sofia	2010	6	4	4	18.6	1.3	19.900	19.900
1.	T5	14(4)	 SCP	BRANCO	Lua	2009	6	6	2	18.6	1.8	20.400	20.400
2.	T4	13(4)	 GCV	GOMES	Carolina	2010	8	6	0	18.6	1.2	19.800	19.800
2.	T4	13(4)	 GCV	PAULO	Bianca	2010	6	6	2	18.6	1.2	19.800	19.800
2.	T4	13(5)	 GCV	MEIRELES	Matilde	2010	4	6	2	18.8	3.4	22.200	22.200
3.	T6	9(3)	 AAC	COSTA	Iris	2010	8	8	0	18.4	1.3	-0.6→19.100	19.100
3.	T6	9(3)	 AAC	MONTEIRO	Maria Beatriz	2009	9	8	2	18.1	1.2	-0.6→18.700	18.700
3.	T6	9(3)	 AAC	GARCIA	Maria Luis	2010	7	6	2	18.5	1.3	19.800	19.800






















Taça de Portugal e CNU *Event subtitle*
Double mini-trampoline – Juniores Fem – Qualification

Group 1

1.	MENDES	Beatriz		AGDM	2008
2.	REIS	Laura		AAC	2008
3.	FERNANDES	Mariana		GSC	2010
4.	OLIVEIRA	Matilde		AGCM	2007
5.	RAMALHO	Victória		CGG	2008
6.	SCHURMANN	Leonor		AGCM	2008
7.	REIS	Inês		SFRUA	2008
8.	GOELHO	Joana		AAC	2007
9.	CORREIA	Francisca		AAC	2007
10.	LOUREIRO	Sofia		AAC	2008
11.	MARTINS	Leonor		CGG	2008
12.	MOREIRA	Carolina		SCP	2007
13.	ODAINII	Anna		GSC	2009
14.	ARAGUES	Maria		SCP	2008
15.	FAUSTINO	Maria		GSC	2008
16.	CORREIA	Inês		CFE	2010
17.	SANTOS-SOARES	Beatriz		SCP	2008



					S1	S2	L	E	D	Total	Score
1.	OLIVEIRA	Matilde	 AGCM	2007	5	4	2	18.9	5.2	24.100	49.300
					6	4	2	18.8	6.4	25.200	
2.	REIS	Inês	 SFRUA	2008	6	6	2	18.6	4.8	-0.6→22.800	45.300
					6	7	4	18.3	4.8	-0.6→22.500	
3.	MENDES	Beatriz	 AGDM	2008	6	8	2	18.4	4.8	-1.0→22.200	44.700
					7	8	2	18.3	4.8	-0.6→22.500	
4.	FERNANDES	Mariana	 GSC	2010	6			17.4	2.0	19.400	41.100
					4	6	6	18.4	3.3	21.700	
5.	MARTINS	Leonor	 CGG	2008	9	8	3	18.0	1.2	19.200	38.700
					8	8	2	18.2	1.3	19.500	
6.	ODAINII	Anna	 GSC	2009	5	6	6	18.3	2.8	21.100	38.500
					6			17.4		17.400	
7.	SCHURMANN	Leonor	 AGCM	2008	6			17.4	2.4	19.800	37.500
					8			17.2	0.5	17.700	
8.	RAMALHO	Victória	 CGG	2008						0	17.600
					9			17.1	0.5	17.600	
9.	REIS	Laura	 AAC	2008						DNS	0
										-	
9.	COELHO	Joana	 AAC	2007						DNS	0
										-	
9.	CORREIA	Francisca	 AAC	2007						DNS	0
										-	
9.	LOUREIRO	Sofia	 AAC	2008						DNS	0
										-	
9.	MOREIRA	Carolina	 SCP	2007						DNS	0
										-	
9.	ARAGUES	Maria	 SCP	2008						DNS	0
										-	
9.	FAUSTINO	Maria	 GSC	2008						DNS	0
										-	
9.	CORREIA	Inês	 CFE	2010						DNS	0
										-	
9.	SANTOS SOARES	Beatriz	 SCP	2008						DNS	0
										-	





Taça de Portugal e CNU *Event subtitle*
Double mini-trampoline – Juniores Fem – Team final

Group 1

1. T5	COELHO	Joana		AAC	2007
2. T3	FAUSTINO	Maria		GSC	2008
3. T4	MOREIRA	Carolina		SCP	2007
4. T5	LOUREIRO	Sofia		AAC	2008
5. T3	FERNANDES	Mariana		GSC	2010
6. T4	SANTOS SOARES	Beatriz		SCP	2008
7. T5	CORREIA	Francisca		AAC	2007
8. T3	ODAINII	Anna		GSC	2009
9. T4	ARAGUES	Maria		SCP	2008
10R	REIS	Laura		AAC	2008





Taça de Portugal e CNU *Event subtitle*
Double mini-trampoline – Team competitions – Juniores Fem – Team final

Team Score												Score	
						S1	S2	L	E	D	Total		
1. T3	15(5)		GSC	FAUSTINO	Maria	2008	7	6	2	18.5	1.7	20.200	20.200
1. T3	15(5)		GSC	FERNANDES	Mariana	2010	4	6	1	18.9	3.3	-0.6→21.600	21.600
1. T3	15(5)		GSC	ODAINII	Anna	2009	6	8	0	18.6	5.2	23.800	23.800
2. T5	11(4)		AAC	COELHO	Joana	2007	6	7	2	18.5	1.7	-0.6→19.600	19.600
2. T5	11(4)		AAC	LOUREIRO	Sofia	2008	5	6	2	18.7	1.2	19.900	19.900
2. T5	11(3)		AAC	CORREIA	Francisca	2007						0	0
3. T4	10(3)		SCP	MOREIRA	Carolina	2007						0	0
3. T4	10(3)		SCP	SANTOS SOARES	Beatriz	2008	6	5	2	18.7	1.2	-0.6→19.300	19.300
3. T4	10(4)		SCP	ARAGUES	Maria	2008	6	6	4	18.4	1.7	20.100	20.100





Taça de Portugal e CNU *Event subtitle*
Double mini-trampoline – Seniores Fem – Qualification

Group 1

1. T3	CARVALHO	Maria		LGC	2002
2.	ABRANTES	Rita		AAC	2004
3. T2	MATIAS	Sofia		GCO	2002
4. T4	LOURINHO	Sofia		CCRAM	2004

Group 2

1. T2	TEIXEIRA	Ana		GCO	2002
2. T3	GAGO	Diana		LGC	2002
3.	PEIXOTO	Mariana		CGG	2005
4.	MARTINS	Inês		CEDF	1994
5.	GARCIA	Alexandra		AGCM	2006
6. T4	NOBRE	Matilde		CCRAM	2006
7. T3	GUIDO	Sara		LGC	2001
8.	COSTA	Matilde		SCP	2003
9.	SOUSA	Joana		CGG	2006
10.	CARREIRO	Margarida		SAR	2004
11. T4	SILVA	Ana		CCRAM	2004
12. T4	NOBRE	Alice		CCRAM	2003
13. T2	PRAZERES	Tatiana		GCO	2005



		S1	S2	L	E	D	Total	Score
1.	GAGO Diana	LGC	2002	4 6 2 5 5 0	18.8 19.0	7.2 6.8	26.000 25.800	51.800
2.	GARCIA Alexandra	AGCM	2006	6 4 2 4 6 2	18.8 18.8	5.6 6.0	24.400 24.800	49.200
3.	MARTINS Inês	CEDF	1994	8 8 0 6 6 0	18.4 18.8	5.6 6.0	24.000 24.800	48.800
4.	GUIDO Sara	LGC	2001	6 6 2 6 6 0	18.6 18.8	5.6 5.6	24.200 24.400	48.600
5.	COSTA Matilde	SCP	2003	5 6 0 5 6 4	18.9 18.5	5.6 5.6	24.500 -0.2→23.900	48.400
6.	LOURINHO Sofia	CCRAM	2004	7 7 2 7 6 0	18.4 18.7	5.6 5.6	24.000 24.300	48.300
7.	ABRANTES Rita	AAC	2004	4 6 4 6 6 3	18.6 18.5	6.0 5.2	24.600 23.700	48.300
8.	CARVALHO Maria	LGC	2002	6 8 4 7 8 0	18.2 18.5	5.6 5.6	-0.2→23.600 -0.6→23.500	47.100
9.	CARREIRO Margarida	SAR	2004	6 7 2 6	18.5 17.4	6.0 2.8	-0.2→24.300 20.200	44.500
10.	NOBRE Matilde	CCRAM	2006	4 6 2 5	18.8 17.5	5.2 2.8	24.000 20.300	44.300
11.	NOBRE Alice	CCRAM	2003	6 6 0 4 6 0	18.8 19.0	3.3 2.7	22.100 21.700	43.800
12.	MATIAS Sofia	GCO	2002	4 8 4 4 8 6	18.4 18.2	3.0 0.5	-0.6→20.800 -0.2→18.500	39.300
13.	PEIXOTO Mariana	CGG	2005	9 10 2 8 8 0	17.9 18.4	1.2 1.3	19.100 19.700	38.800
14.	TEIXEIRA Ana	GCO	2002	6 9 2 6	18.3 17.4	2.9 0.6	-0.6→20.600 18.000	38.600
15.	SOUSA Joana	CGG	2006	8 8 0 8	18.4 17.2	1.2 0.7	19.600 17.900	37.500
16.	SILVA Ana	CCRAM	2004				0 DNS	0
16.	PRAZERES Tatiana	GCO	2005				-- --	0





Taça de Portugal e CNU *Event subtitle*
Double mini-trampoline – Seniores Fem – Team final

Group 1

1. T2	PRAZERES	Tatiana		GCO	2005
2. T4	NOBRE	Alice		CCRAM	2003
3. T3	GUIDO	Sara		LGC	2001
4. T2	TEIXEIRA	Ana		GCO	2002
5. T4	NOBRE	Matilde		CCRAM	2006
6. T3	CARVALHO	Maria		LGC	2002
7. T2	MATIAS	Sofia		GCO	2002
8. T4	LOURINHO	Sofia		CCRAM	2004
9. T3	GAGO	Diana		LGC	2002





Taça de Portugal e CNU *Event subtitle*
Double mini-trampoline – Team competitions – Seniores Fem – Team final

Team Score												Score
					S1	S2	L	E	D	Total		
1. T3	15(5)		LGC	GUIDO Sara	2001	8	6	2	18.4	5.6	-0.6→23.400	23.400
1. T3	15(5)		LGC	CARVALHO Maria	2002	7	8	0	18.5	5.6	24.100	24.100
1. T3	15(5)		LGC	GAGO Diana	2002	6	6	2	18.6	8.4	-0.6→26.400	26.400
2. T4	11(4)		CCRAM	NOBRE Alice	2003	6	6	2	18.6	3.3	-0.6→21.300	21.300
2. T4	11(4)		CCRAM	NOBRE Matilde	2006	6	7	2	18.5	5.6	24.100	24.100
2. T4	11(3)		CCRAM	LOURINHO Sofia	2004						0	0
3. T2	10(3)		GCO	PRAZERES Tatiana	2005	8	7	6	17.9	3.2	21.100	21.100
3. T2	10(3)		GCO	TEIXEIRA Ana	2002	7			17.3	0.5	17.800	17.800
3. T2	10(4)		GCO	MATIAS Sofia	2002	4	8	6	18.2	3.3	-0.2→21.300	21.300







Taça de Portugal e CNU *Event subtitle*
Double mini-trampoline – Iniciados Masc – Qualification

Group 1

1.	CHAVES	Tomás		CGG	2013
2.	T4 KHARITONOV	Platon		SCP	2012
3.	T4 MOREIRA	Miguel		SCP	2012
4.	T3 MATIAS	Miguel		GCO	2013
5.	T3 CHEPRAZOV	Anton		GCO	2013
6.	LEITE	Francisco		CGG	2013
7.	T4 MARTINS	Artur		SCP	2011
8.	T3 SOUSA	Rafael		GCO	2013
9.	T4 MARTINS	Martim		SCP	2011



					S1	S2	L	E	D	Total	Score	
1.	MARTINS	Artur		SCP	2011	4		17.6	0.6	18.200	39.200	
						6	6	2	18.6	2.6	-0.2→21.000	
2.	CHAVES	Tomás		CGG	2013	8	6	2	18.4	1.2	19.600	38.900
						8	8	2	18.2	1.3	-0.2→19.300	
3.	LEITE	Francisco		CGG	2013	4	6	10	18.0	0.7	18.700	37.300
						8	8	4	18.0	1.2	-0.6→18.600	
4.	KHARITONOV	Platon		SCP	2012						–	0
											–	
4.	MOREIRA	Miguel		SCP	2012						–	0
											–	
4.	MATIAS	Miguel		GCO	2013						–	0
											–	
4.	CHEPRAZOV	Anton		GCO	2013						–	0
											–	
4.	SOUSA	Rafael		GCO	2013						–	0
											–	
4.	MARTINS	Martim		SCP	2011						–	0
											–	





Taça de Portugal e CNU *Event subtitle*
Double mini-trampoline – Iniciados Masc – Team final

Group 1

1R	MOREIRA	Miguel		SCP	2012
2.	T3 SOUSA	Rafael		GCO	2013
3.	T4 MARTINS	Martim		SCP	2011
4.	T3 CHEPRAZOV	Anton		GCO	2013
5.	T4 KHARITONOV	Platon		SCP	2012
6.	T3 MATIAS	Miguel		GCO	2013
7.	T4 MARTINS	Artur		SCP	2011





Taça de Portugal e CNU *Event subtitle*
Double mini-trampoline – Team competitions – Iniciados Masc – Team final

Team Score												Score		
						S1	S2	L	E	D	Total			
1.	T4	14(5)		SCP	MARTINS	Martim	2011	4	6	2	18.8	1.2	20.000	20.000
1.	T4	14(5)		SCP	KHARITONOV	Platon	2012	8	6	2	18.4	1.2	19.600	19.600
1.	T4	14(4)		SCP	MARTINS	Artur	2011	4			17.6	0.6	18.200	18.200
2.	T3	13(4)		GCO	SOUSA	Rafael	2013	7	10	6	17.7	1.2	-0.2→18.700	18.700
2.	T3	13(4)		GCO	CHEPRAZOV	Anton	2013	6	6	6	18.2	1.2	-0.6→18.800	18.800
2.	T3	13(5)		GCO	MATIAS	Miguel	2013	4	8	6	18.2	2.4	-0.8→19.800	19.800





Taça de Portugal e CNU *Event subtitle*
Double mini-trampoline – Juvenis Masc – Qualification

Group 1

1. T3	GREGÓRIO	Lucas		GCV	2009
2. T3	BERNARDO	Miguel		GCV	2010
3.	MENDES	Pedro		VFC	2009
4. T3	RIBEIRO	Duarte		GCV	2010
5.	TEIXEIRA	Manuel		ACM	2010





Taça de Portugal e CNU *Event subtitle*
Double mini-trampoline – Juvenis Masc – Qualification

					S1	S2	L	E	D	Total	Score	
1.	GREGÓRIO	Lucas		GCV	2009	8	8	1	18.3	5.2	23.500	45.600
						8	7	2	18.3	4.8	-1.0→22.100	
2.	RIBEIRO	Duarte		GCV	2010	7	6	6	18.1	1.2	19.300	39.200
						6	6	2	18.6	1.3	19.900	
3.	BERNARDO	Miguel		GCV	2010	6	7	3	18.4	1.2	-0.6→19.000	38.400
						7	8	4	18.1	1.3	19.400	
4.	MENDES	Pedro		VFC	2009	6			17.4	2.0	19.400	36.600
						8			17.2		17.200	
5.	TEIXEIRA	Manuel		ACM	2010						DNS	0
											-	





Taça de Portugal e CNU *Event subtitle*
 Double mini-trampoline – Team competitions – Juvenis Masc – Qualification

Team Score				S1	S2	L	E	D	Total	Score	
1. T3	123.200		GCV GREGÓRIO Lucas	2009	8	8	1	18.3	5.2	23.500	45.600
					8	7	2	18.3	4.8	-1.0→22.100	
1. T3	123.200		GCV RIBEIRO Duarte	2010	7	6	6	18.1	1.2	19.300	39.200
					6	6	2	18.6	1.3	19.900	
1. T3	123.200		GCV BERNARDO Miguel	2010	6	7	3	18.4	1.2	-0.6→19.000	38.400
					7	8	4	18.1	1.3	19.400	

Generated by sporttech.io official scoring system at Nov 16, 2023 2:46:45 PM. Live results at www.sporttech.io/explore.





Taça de Portugal e CNU *Event subtitle*
Double mini-trampoline – Juniores Masc – Qualification

Group 1

1.	COSTA	Gonçalo		CEDF	2008
2.	T3 REIS	Francisco		AAC	2007
3.	T3 RODRIGUES	José Pedro		AAC	2008
4.	NOBRE	Rodrigo		CEDF	2008
5.	FIGUEIRA	Manuel		GCO	2009
6.	T3 NETO	Gaspar		AAC	2008



				S1	S2	L	E	D	Total	Score	
1.	NOBRE	Rodrigo	 CEDF	2008	8	7	2	18.3	5.6	-0.6→23.300	46.700
					6	8	2	18.4	6.0	-1.0→23.400	
2.	COSTA	Gonçalo	 CEDF	2008	7	8	4	18.1	5.6	-1.0→22.700	45.600
					6	6	3	18.5	4.4	22.900	
3.	RODRIGUES	José Pedro	 AAC	2008	8	8	20	16.4	6.0	-1.2→21.200	42.500
					7	8	20	16.5	6.0	-1.2→21.300	
4.	FIGUEIRA	Manuel	 GCO	2009	6			17.4	2.8	20.200	40.500
					9			17.1	3.2	20.300	
5.	REIS	Francisco	 AAC	2007						0	24.000
					6	8	2	18.4	5.6	24.000	
6.	NETO	Gaspar	 AAC	2008						0	20.900
					8	7	20	16.5	5.6	-1.2→20.900	





Taça de Portugal e CNU *Event subtitle*
 Double mini-trampoline – Team competitions – Juniores Masc – Qualification

Team Score				S1	S2	L	E	D	Total	Score	
1. T3	87.400		AAC RODRIGUES José Pedro	2008	8	8	20	16.4	6.0	-1.2→21.200	42.500
					7	8	20	16.5	6.0	-1.2→21.300	
1. T3	87.400		AAC REIS Francisco	2007	6	8	2	18.4	5.6		0 24.000
											24.000
1. T3	87.400		AAC NETO Gaspar	2008	8	7	20	16.5	5.6	-1.2→20.900	0 20.900

Generated by sporttech.io official scoring system at Nov 16, 2023 2:47:08 PM. Live results at www.sporttech.io/explore.





Taça de Portugal e CNU *Event subtitle*
Double mini-trampoline – Seniores Masc – Qualification

Group 1

1. T6	DIAS	Leonardo		AAC	2004
2. T4	RAMOS	Tiago		LGC	2003
3. T6	SOARES	João		AAC	1999
4. T5	LOBO	João		SCP	2004
5. T5	VICÊNCIO	Pedro		SCP	2005
6. T6	FERNANDES	Diogo		AAC	2002
7. T7	CABRAL	Diogo		AAE	1999
8. T7	PINHEIRO	João		AAE	2004

Group 2

1. T5	DOMINGUES	Rafaet		SCP	1996
2. T4	DIAS	André		LGC	2003
3. T3	COSTA	João		CFE	2003
4. T4	NOBRE	Rafael		LGC	2005
5. T5	TEIXEIRA	Tiago		GEO	2006
6. T3	JOSÉ	Francisco		CFE	2007
7. T5	NUNES	André		SCP	1996
8. T3	DOMINGUES	Guilherme		CFE	2006
9. T4	LUCAS	Ricardo		LGC	1997
10. T7	OLIVEIRA	Bruno		AAE	1998



				S1	S2	L	E	D	Total	Score	
1.	CABRAL	Diogo	 AAE	1999	4	6	2	18.8	8.8	27.600	55.200
					6	8	2	18.4	9.2	27.600	
2.	COSTA	João	 CFE	2003	6	6	0	18.8	7.2	26.000	51.800
					6	6	4	18.4	7.6	-0.2→25.800	
3.	NOBRE	Rafael	 LGC	2005	5	6	2	18.7	7.2	25.900	47.700
					5	5	3	18.7	3.7	-0.6→21.800	
4.	LOBO	João	 SCP	2004	5	6	2	18.7	6.0	-0.8→23.900	47.600
					7	6	2	18.5	6.0	-0.8→23.700	
5.	DIAS	Leonardo	 AAC	2004	4	6	20	17.0	6.0	-1.0→22.000	46.600
					4	5	1	19.0	5.6	24.600	
6.	LUCAS	Ricardo	 LGC	1997	6			17.4	3.2	20.600	46.600
					6	6	2	18.6	8.4	-1.0→26.000	
7.	PINHEIRO	João	 AAE	2004	4	6	2	18.8	4.8	23.600	46.400
					6	6	2	18.6	4.8	-0.6→22.800	
8.	SOARES	João	 AAC	1999	7			17.3	4.0	21.300	45.100
					6	8	6	18.0	6.4	-0.6→23.800	
9.	DIAS	André	 LGC	2003	8			17.2	5.1	22.300	43.800
					5			17.5	4.0	21.500	
10.	VICÊNCIO	Pedro	 SCP	2005	7	6	2	18.5	4.8	23.300	43.100
					6			17.4	2.4	19.800	
11.	RAMOS	Tiago	 LGC	2003						0	26.600
					4	6	2	18.8	8.0	-0.2→26.600	
12.	FERNANDES	Diogo	 AAC	2002	5	6	20	16.9	9.2	-0.8→25.300	25.300
										0	
13.	JOSÉ	Francisco	 CFE	2007	5			17.5	4.0	21.500	21.500
										0	
13.	OLIVEIRA	Bruno	 AAE	1998						0	21.500
					5			17.5	4.0	21.500	
15.	DOMINGUES	Guilherme	 CFE	2006	8			17.2	2.4	19.600	19.600
										0	
16.	DOMINGUES	Rafael	 SCP	1996						DNS	0
										-	
16.	TEIXEIRA	Tiago	 GCO	2006						DNS	0
										-	
16.	NUNES	André	 SCP	1996						DNS	0
										-	





Taça de Portugal e CNU *Event subtitle*
Double mini-trampoline – Seniores Masc – Team final

Group 1

1R	LUCAS	Ricardo		LGC	1997
2. T4	NOBRE	Rafael		LGC	2005
3. T7	PINHEIRO	João		AAE	2004
4. T6	SOARES	João		AAC	1999
5. T4	RAMOS	Tiago		LGC	2003
6. T7	CABRAL	Diogo		AAE	1999
7. T6	DIAS	Leonardo		AAC	2004
8. T4	DIAS	André		LGC	2003
9. T7	OLIVEIRA	Bruno		AAE	1998
10. T6	FERNANDES	Diogo		AAC	2002





Taça de Portugal e CNU *Event subtitle*
 Double mini-trampoline – Team competitions – Seniores Masc – Team final

Team Score												Score	
						S1	S2	L	E	D	Total		
1. T7	13(3)		AAE	PINHEIRO	João	2004	6	6	2	18.6	4.8	-0.2→23.200	23.200
1. T7	13(5)		AAE	CABRAL	Diogo	1999	6	6	4	18.4	8.4	-0.6→26.200	26.200
1. T7	13(5)		AAE	OLIVEIRA	Bruno	1998	8	6	2	18.4	9.5	-0.6→27.300	27.300
2. T4	13(5)		LGC	NOBRE	Rafael	2005	8	8	2	18.2	5.6		23.800
2. T4	13(4)		LGC	RAMOS	Tiago	2003	6	8	5	18.1	6.8	-0.6→24.300	24.300
2. T4	13(4)		LGC	DIAS	André	2003	4	8	6	18.2	8.4	-0.8→25.800	25.800
3. T6	10(4)		AAC	SOARES	João	1999	6	6	2	18.6	5.6	-0.6→23.600	23.600
3. T6	10(3)		AAC	DIAS	Leonardo	2004	6	5	2	18.7	5.2	-0.6→23.300	23.300
3. T6	10(3)		AAC	FERNANDES	Diogo	2002							0

Generated by sporttech.io official scoring system at Nov 25, 2023 7:33:00 PM. Live results at www.sporttech.io/explore.





Taça de Portugal e CNU *Event subtitle*
Tumbling – Iniciados Fem – Qualification

Group 1

1. T4	MARQUES	Matilde		AAC	2011
2. T4	CASTRO	Inês		AAC	2011
3. T3	SILVA	Gabriela		CA4	2012
4. T3	MAGALHAES	Clara		CA4	2012
5. T4	FIGUEIREDO	Carolina		AAC	2011
6.	DORES	Maria		VFC	2011
7. T3	SILVA	Isabela		CA4	2012
8. T3	PINHO	Lilia		CA4	2011



					S1	S2	S3	S4	S5	S6	S7	S8	L	E	D	Total	Score
1.	DORES	Maria	 VFC	2011	2	2	3	3	2	2	2	6	6	17.2	2.1	19.300	38.900
					2	2	2	3	3	3	2	6	6	17.1	2.5	19.600	
2.	MAGALHAES	Clara	 CA4	2012	2	2	3	3	8	0	0	0	4	17.8	0.9	18.700	36.900
					3	3	3	4	8	0	0	0	6	17.3	0.9	18.200	
3.	SILVA	Gabriela	 CA4	2012	4	4	4	7	6	0	0	0	2	17.3	1.4	18.700	36.800
					4	4	5	5	7	0	0	0	4	17.1	1.0	18.100	
4.	SILVA	Isabela	 CA4	2012	3	4	4	4	5	0	0	0	2	17.8	1.0	18.800	36.800
					6	5	5	6	6	0	0	0	6	16.6	1.4	18.000	
5.	PINHO	Lilía	 CA4	2011	8	5	0	0					0	10.7		10.700	28.600
					4	5	4	5	6	0	0	0	6	17.0	0.9	17.900	
6.	MARQUES	Matilde	 AAC	2011												–	0
																–	
6.	CASTRO	Inês	 AAC	2011												–	0
																–	
6.	FIGUEIREDO	Carolina	 AAC	2011												–	0
																–	





Taça de Portugal e CNU *Event subtitle*
Tumbling – Iniciados Fem – Team final

Group 1

1R	PINHO	Lilia		CA4	2011
2.	T3 SILVA	Gabriela		CA4	2012
3.	T4 MARQUES	Matilde		AAC	2011
4.	T3 MAGALHAES	Clara		CA4	2012
5.	T4 CASTRO	Inês		AAC	2011
6.	T3 SILVA	Isabela		CA4	2012
7.	T4 FIGUEIREDO	Carolina		AAC	2011





Taça de Portugal e CNU *Event subtitle*
 Tumbling – Team competitions – Iniciados Fem – Team final

Team Score																Total	Score		
						S1	S2	S3	S4	S5	S6	S7	S8	L	E	D			
1. T3	14(5)		CA4	SILVA	Gabriela	2012	2	4	4	6	6	0	0	0	2	17.6	1.4	19.000	19.000
1. T3	14(5)		CA4	MAGALHAES	Clara	2012	2	2	3	3	8	0	0	0	6	17.6	1.0	18.600	18.600
1. T3	14(4)		CA4	SILVA	Isabela	2012	6	4	4	5	7	0	0	0	2	17.2	1.5	18.700	18.700
2. T4	13(4)		AAC	MARQUES	Matilde	2011	2	4	5	4	7	0	0	0	4	17.4	1.1	18.500	18.500
2. T4	13(4)		AAC	CASTRO	Inês	2011	2	6	6	9	0	0	0	0	15.7	1.4	17.100	17.100	
2. T4	13(5)		AAC	FIGUEIREDO	Carolina	2011	2	4	4	4	6	0	0	0	4	17.6	1.6	19.200	19.200





Taça de Portugal e CNU *Event subtitle*
Tumbling – Juvenis Fem – Qualification

Group 1

1. T3	FEIO	Inês		AAC	2009
2.	CORREIA	Inês		CFE	2010
3. T3	SIMÕES	Constança		AAC	2010
4. T3	GAGO	Madalena		AAC	2009
5. T3	JORGE	Rita		AAC	2009





Taça de Portugal e CNU *Event subtitle*
 Tumbling – Juvenis Fem – Qualification

				S1	S2	S3	S4	S5	S6	S7	S8	L	E	D	Total	Score	
1.	FEIO Inês		AAC	2009	2	3	4	5	6	2	0	0	6	17.2	2.2	19.400	38.800
					2	2	4	6	7	0	0	3	17.6	2.2	-0.4→19.400		
2.	GAGO Madalena		AAC	2009	4	6	6	7	10	0	0	0	5	16.2	2.3	18.500	36.700
					4	6	6	8	8	5	0	0	4	15.9	2.3	18.200	
3.	SIMÕES Constança		AAC	2010	4	6	6	4	8	5	0	0	6	16.1	1.6	17.700	35.700
					4	6	6	6	8	0	0	6	16.4	1.6	18.000		
4.	JORGE Rita		AAC	2009	3	6	7	8	0	0	0	0	0	15.6	1.3	16.900	28.700
					3	0	0	0	0	0	0	0	11.7	0.1	11.800		
5.	CORREIA Inês		CFE	2010									0			DNS	0





Taça de Portugal e CNU *Event subtitle*
 Tumbling – Team competitions – Juvenis Fem – Qualification

Team Score															Total	Score			
						S1	S2	S3	S4	S5	S6	S7	S8	L	E	D			
1. T3	111.200		AAC	FEIO	Inês	2009	2	3	4	5	6	2	0	0	6	17.2	2.2	19.400	38.800
							2	2	4	6	7	0	0	3	17.6	2.2	-0.4→19.400		
1. T3	111.200		AAC	GAGO	Madalena	2009	4	6	6	7	10	0	0	5	16.2	2.3	18.500	36.700	
							4	6	6	8	8	5	0	4	15.9	2.3	18.200		
1. T3	111.200		AAC	SIMÕES	Constança	2010	4	6	6	4	8	5	0	6	16.1	1.6	17.700	35.700	
							4	6	6	6	8	0	0	6	16.4	1.6	18.000		
1. T3	111.200		AAC	JORGE	Rita	2009	3	6	7	8	0	0	0	0	15.6	1.3	16.900	28.700	
							3	0	0	0				0	11.7	0.1	11.800		

Generated by sporttech.io official scoring system at Nov 25, 2023 11:42:12 AM. Live results at www.sporttech.io/explore.





Taça de Portugal e CNU *Event subtitle*
Tumbling – Juniores Fem – Qualification

Group 1

1.	T3	PAIVA	Victória		CA4	2008
2.	T4	COSTA	Maria		SFEM	2008
3.	T4	GUILHERME	Gabriela		SFEM	2008
4.	T4	GONÇALVES	Maria		SFEM	2008
5.	T3	SANTOS	Mariana		CA4	2007
6.	FERRAZ	Salomé		SFEM	2009	
7.	T4	ESTEVES	Constança		SFEM	2008
8.	MADEIRA	Marie		AAC	2008	
9.	T3	PINHO	Sthefanie		CA4	2007





Taça de Portugal e CNU *Event subtitle*
 Tumbling – Juniores Fem – Qualification

					S1	S2	S3	S4	S5	S6	S7	S8	L	E	D	Total	Score	
1.	COSTA	Maria		SFEM	2008	2	4	4	4	2	2	2	6	4	17.0	4.3	21.300	42.900
						2	5	4	3	2	2	2	5	2	17.3	4.3	21.600	
2.	GUILHERME	Gabriela		SFEM	2008	3	3	2	2	2	2	2	6	4	17.4	3.6	21.000	41.700
						3	6	4	3	3	3	2	7	3	16.6	4.1	20.700	
3.	FERRAZ	Salomé		SFEM	2009	2	6	3	2	2	2	2	7	20	15.4	3.9	19.300	40.600
						2	4	4	2	2	2	1	6	5	17.2	4.1	21.300	
4.	ESTEVES	Constança		SFEM	2008	2	2	2	2	2	1	2	8	20	15.9	3.2	19.100	39.700
						2	3	2	1	2	2	2	8	6	17.2	3.4	20.600	
5.	GONÇALVES	Maria		SFEM	2008	2	6	4	4	3	3	4	0	15.4	1.9	17.300	37.600	
						3	4	3	4	4	3	3	6	6	16.4	3.9	20.300	
6.	SANTOS	Mariana		CA4	2007	4	6	6	6	6	6	8	0	13.8	1.1	14.900	30.600	
						4	5	5	6	6	6	7	6	14.9	1.2	-0.4→15.700		
7.	PAIVA	Victória		CA4	2008	4	6						0	7.0	0.2	7.200	19.800	
						4	6	6	8	8	8		0	12.0	0.6	12.600		
8.	PINHO	Sthefanie		CA4	2007	4	5						0	7.1	0.2	7.300	14.700	
						4	4						0	7.2	0.2	7.400		
9.	MADEIRA	Maria		AAC	2008								0			DNS	0	
													0			DNS		





Taça de Portugal e CNU *Event subtitle*
Tumbling – Juniores Fem – Team final

Group 1

1R	FERRAZ	Salomé		SFEM	2009
2R	GONÇALVES	Maria		SFEM	2008
3.	T3 PAIVA	Victória		CA4	2008
4.	T4 ESTEVES	Constança		SFEM	2008
5.	T3 SANTOS	Mariana		CA4	2007
6.	T4 GUILHERME	Gabriela		SFEM	2008
7.	T3 PINHO	Sthefanie		CA4	2007
8.	T4 COSTA	Maria		SFEM	2008





Taça de Portugal e CNU *Event subtitle*
Tumbling – Team competitions – Juniores Fem – Team final



Team Score						S1	S2	S3	S4	S5	S6	S7	S8	L	E	D	Total	Score	
1. T4	15(5)		SFEM	ESTEVES	Constança	2008	0	2	2	2	2	2	0	7	4	17.9	3.4	21.300	21.300
1. T4	15(5)		SFEM	GUILHERME	Gabriela	2008	2	2	1	1	2	2	1	6	5	17.8	3.6	21.400	21.400
1. T4	15(5)		SFEM	COSTA	Maria	2008	2	4	4	2	2	2	2		0	16.2	1.9	18.100	18.100
2. T3	12(4)		CA4	PAIVA	Victória	2008	4	6	6	6	6	6			0	12.6	0.6	13.200	13.200
2. T3	12(4)		CA4	SANTOS	Mariana	2007	2	4	5	5	6	5	8	8	6	15.1	1.7	16.800	16.800
2. T3	12(4)		CA4	PINHO	Sthefanie	2007	2	4							0	7.4	0.2	7.600	7.600





Taça de Portugal e CNU *Event subtitle*
Tumbling – Seniores Fem – Qualification

Group 1

- | | | | | |
|----|-----------------|---|-----|------|
| 1. | GRÁCIO Inês |  | VFC | 2005 |
| 2. | PINTO Francisca |  | AAC | 2004 |





Taça de Portugal e CNU *Event subtitle*
Tumbling – Seniores Fem – Qualification




			S1	S2	S3	S4	S5	S6	S7	S8	L	E	D	Total	Score		
1.	GRÁCIO Inês		VFC	2005	2	5	6	4	4	3	2	7	2	16.5	4.6	21.100	41.900
					2	4	5	4	4	4	3	8	6	16.0	4.8	20.800	
2.	PINTO Francisca		AAC	2004	2	3	3	5	5	8		0	13.4	3.0	16.400	37.600	
					2	3	3	2	2	1	0	5	6	17.6	3.6	21.200	





Taça de Portugal e CNU *Event subtitle*
Tumbling – Juvenis Masc – Qualification

Group 1

1.	AZINHEIRA João		GMNA	2009
2.	ROCHA Duarte		VFC	2010
3.	SANTOS Manuel		GMNA	2010





Taça de Portugal e CNU *Event subtitle*
 Tumbling – Juvenis Masc – Qualification

		S1	S2	S3	S4	S5	S6	S7	S8	L	E	D	Total	Score			
1.	AZINHEIRA João		GMNA	2009	2	5	3	4	3	3	2	7	3	16.8	4.3	21.100	41.700
					4	5	4	4	4	4	2	8	4	16.1	4.5	20.600	
2.	SANTOS Manuel		GMNA	2010	2	3	5	4	5	6	5	7	4	15.9	3.0	18.900	36.200
					3	4	7	5	6	6	6	8	6	14.9	2.8	-0.4→17.300	
3.	ROCHA Duarte		VFC	2010	2	4	4	4	4			0	12.2	0.9	13.100	30.600	
					4	5	5	5	4	4	8	6	15.4	2.5	-0.4→17.500		





Taça de Portugal e CNU *Event subtitle*
Tumbling – Juniores Masc – Qualification

Group 1

1. T2	FERNANDES	Joao	AA	CA4	2008
2. T2	ALMEIDA	Tiago	AA	CA4	2008
3. T2	MARTINS	Guilherme	AA	CA4	2008





Taça de Portugal e CNU *Event subtitle*
Tumbling – Juniores Masc – Qualification

					S1	S2	S3	S4	S5	S6	S7	S8	L	E	D	Total	Score
1.	ALMEIDA	Tiago	CA4	2008	4	4	7	6	7	8	7	8	4	14.5	1.6	16.100	32.900
					7	7	7	6	4	4	8	9	4	14.4	2.4	16.800	
2.	MARTINS	Guilherme	CA4	2008	3	5	6	6	5	5	6		0	14.4	0.7	15.100	31.500
					6	6	6	6	6	6	8	4		14.6	1.8	16.400	
3.	FERNANDES	Joao	CA4	2008	4	7	7	8	8	8			0	11.8	0.6	12.400	24.100
					6	8	8	7	8	8	8	6		13.3	0.8	-2.4	-11.700





Taça de Portugal e CNU *Event subtitle*
 Tumbling – Team competitions – Juniores Masc – Qualification

Team Score															Score				
						S1	S2	S3	S4	S5	S6	S7	S8	L	E	D	Total		
1. T2	88.500		CA4	ALMEIDA	Tiago	2008	4	4	7	6	7	8	7	8	4	14.5	1.6	16.100	32.900
							7	7	7	6	4	4	8	9	4	14.4	2.4	16.800	
1. T2	88.500		CA4	MARTINS	Guilherme	2008	3	5	6	6	5	5	6		0	14.4	0.7	15.100	31.500
							6	6	6	6	6	6	8	4	14.6	1.8	16.400		
1. T2	88.500		CA4	FERNANDES Joao		2008	4	7	7	8	8	8			0	11.8	0.6	12.400	24.100
							6	8	8	7	8	8	8	6	13.3	0.8	-2.4→11.700		

Generated by sporttech.io official scoring system at Nov 25, 2023 11:41:34 AM. Live results at www.sporttech.io/explore.





Taça de Portugal e CNU *Event subtitle*
Tumbling – Seniores Masc – Qualification

Group 1

1.	CRUZ	Paulo		1993
2.	RODRIGUES	Francisco		2007
3.	T3 PESO	Vasco		2002
4.	T3 NUNES	Gonçalo		2006
5.	T3 PALMA	André		2003





Taça de Portugal e CNU *Event subtitle*
 Tumbling – Seniores Masc – Qualification

		S1 S2 S3 S4 S5 S6 S7 S8 L E D Total											Score					
1.	PESO	Vasco		SFEM	2002	1	2	6	2	2	2	1	7	6	17.1	9.6	26.700	51.700
						2	1	6	4	6	4	4	6	6	16.1	8.9	25.000	
2.	NUNES	Gonçalo		SFEM	2006	1	2	4	3	2	2	0	7	6	17.3	7.8	-0.2→24.900	49.100
						2	1	4	4	4	3	1	6	2	17.3	6.9	24.200	
3.	PALMA	André		SFEM	2003	2	2	6	4	2	4	3	8	3	16.6	7.0	23.600	47.000
						1	2	4	4	2	2	0	8	20	15.7	7.9	-0.2→23.400	
4.	CRUZ	Paulo		GMNA	1993	0											DNS	0
4.	RODRIGUES	Francisco		AACx	2007	0											DNS	0





Taça de Portugal e CNU *Event subtitle*
Tumbling – Team competitions – Seniores Masc – **Qualification**

Team Score													Total	Score					
						S1	S2	S3	S4	S5	S6	S7	S8	L	E	D			
1. T3	147.800		SFEM	PESO	Vasco	2002	1	2	6	2	2	2	1	7	6	17.1	9.6	26.700	51.700
							2	1	6	4	6	4	4	6	6	16.1	8.9	25.000	
1. T3	147.800		SFEM	NUNES	Gonçalo	2006	1	2	4	3	2	2	0	7	6	17.3	7.8	-0.2→24.900	49.100
							2	1	4	4	4	3	1	6	2	17.3	6.9	24.200	
1. T3	147.800		SFEM	PALMA	André	2003	2	2	6	4	2	4	3	8	3	16.6	7.0	23.600	47.000
							1	2	4	4	2	2	0	8	20	15.7	7.9	-0.2→23.400	

Generated by sporttech.io official scoring system at **Nov 25, 2023 2:36:21 PM**. Live results at www.sporttech.io/explore.





Group 1

1. CORREIA Inês  CFE 2010





Taça de Portugal e CNU *Event subtitle*
 Tumbling – Apuramento CE – Qualification

		S1	S2	S3	S4	S5	S6	S7	S8	L	E	D	Total	Score		
1.	CORREIA Inês		2010	1	4	4	2	2	1	0	8	10	16.8	4.6	-0.2→21.200	43.900
				2	4	3	2	2	0	0	6	2	17.9	4.8	22.700	

Generated by sporttech.io official scoring system at Nov 25, 2023 5:10:25 PM. Live results at www.sporttech.io/explore.

