

Ginástica Rítmica **PROVA** **QUALIFICATIVA**

CAMPEONATO NACIONAL

27 | Maio
28 | 2023

PAVILHÃO
MULTIUSOS
DE PAREDES

RESULTADOS

Organização:



Apoios Institucionais:





Apoios:



Lista de ginastas

Iniciadas

Group A

1.	TSURKAN	Karina		GCP
2.	SAXE	Carolina		AAE
3.	RYBALKA	Mariya		EGA
4.	PEREIRA	Inês		SAD
5.	LUÍS	Maria		CNM
6.	SILVA	Joana		CRP
7.	SANTOS	Mafalda		CSSPF
8.	MOTA	Leonor		CSSPF
9.	FEDORCHENKO	Mariia		CIRM
10.	FERNANDES	Gabriela		BFC
11.	CARDOSO	Marta		CNM
12.	FERREIRA	Maria		CNM
13.	MARQUES	Helena		CNM
14.	MOTA	Carolina		AAE
15.	BESPALA	Miroslava		GUI
16.	ALMEIDA	Beatriz		BFC

















Painel de Juizes

Iniciadas

INICIADAS		
	Júri 1 ML	Júri 2 Corda
DB1	SARA MARTINS	SARA MONTEIRO
DB2	EMÍLIA COSTA	RAQUEL LIMA
DA1		GABRIELA SALVADOR
DA2		CARLA ANDRADE
A1	AMANDA BATISTA	IDA PEREIRA
A2	M ^ª AMÉLIA PAREDES	CATARINA SILVEIRA
A3	GABRIELA BATISTA	PAULA SILVA
A4	SUSANA MIGUEL	HELENA FERREIRA
E1	MARIANA VIDEIRA	RENATA FILHÓ
E2	JOÃO FERNANDES	ANDRÉ REIS
E3	RITA ARAÚJO	RAFAELA VIDAL
E4	ÂNGELA LIMA	M ^ª FERNANDA TRIGO
JR1	PATRÍCIA JORGE	
JR2	SANDRA NUNES	
DT	MIGUELA CARRIÇO	

Resultados All Around

Iniciadas

Place	Surname	Name	Repr.	Year	Level	Coach	DB	DA	D	A1	A2	A3	A4	A	E1	E2	E3	E4	E	pD1	L1	L2	T	P	Total	
1.	TSURKAN	Karina	 GCP				□ (3)	3.2	3.20	2.0	1.7	2.9	2.6	7.700	1.6	2.4	2.2	1.8	8.000					0	18.900	40.150
							∩ (1)	4.3	2.3	6.60	2.8	2.6	2.3	2.5	7.450	2.2	2.9	3.1	2.7	7.200						
2.	BESPALA	Miroslava	 GUI				□ (1)	3.5	3.50	1.3	2.2	2.2	2.2	7.800	1.7	2.2	1.3	1.7	8.300					0	19.600	39.450
							∩ (2)	3.0	2.1	5.10	3.0	2.9	3.5	3.1	6.950	2.9	2.0	2.4	2.0	7.800						
3.	FERNANDES	Gabriela	 BFC				□ (2)	3.1	3.10	1.0	1.8	2.1	2.0	8.100	1.7	1.8	1.2	1.7	8.300					0	19.500	38.650
							∩ (4)	3.2	2.0	5.20	2.9	2.9	2.9	3.2	7.100	2.8	3.5	3.3	3.0	6.850						
4.	SILVA	Joana	 CRP				□ (8)	2.7	2.70	2.8	2.6	3.0	2.5	7.300	2.1	2.6	2.0	2.4	7.750					0	17.750	37.050
							∩ (3)	3.2	2.1	5.30	3.2	2.5	3.6	3.6	6.600	2.4	2.9	2.1	2.8	7.400						
5.	PEREIRA	Inês	 SAD				□ (5)	2.8	2.80	2.1	2.6	2.6	2.3	7.550	1.9	2.5	1.5	1.9	8.100					0	18.450	36.850
							∩ (5)	2.9	1.6	4.50	2.9	3.4	3.7	2.7	6.850	2.9	3.6	3.0	2.9	7.050						
6.	MOTA	Carolina	 AAE				□ (4)	2.9	2.90	1.8	2.3	2.4	2.4	7.650	1.9	2.2	2.0	2.0	8.000					0	18.550	36.700
							∩ (7)	3.0	1.4	4.40	3.4	3.2	3.4	2.9	6.700	2.8	3.1	3.1	2.7	7.050						
7.	MOTA	Leonor	 CSSPF				□ (6)	3.0	3.00	1.8	2.6	2.0	2.1	7.950	2.5	2.4	3.2	2.6	7.450					0	18.400	36.600
							∩ (6)	2.3	1.8	4.10	3.1	3.3	3.3	3.6	6.700	2.5	2.7	4.0	2.5	7.400						
8.	RYBALKA	Mariya	 EGA				□ (7)	2.3	2.30	1.3	2.1	2.0	2.5	7.950	1.9	2.0	2.1	2.0	8.000					0	18.250	36.050
							∩ (8)	2.1	1.8	3.90	2.5	2.7	2.4	3.4	7.400	2.9	3.6	4.1	3.4	6.500						
9.	SANTOS	Mafalda	 CSSPF				□ (10)	1.9	1.90	2.7	2.9	2.9	2.4	7.200	2.0	2.5	2.4	1.9	7.800					0	16.900	33.600
							∩ (10)	2.1	1.2	3.30	3.5	3.5	4.3	3.7	6.400	2.9	3.6	3.0	3.0	7.000						
10.	FEDORCHENKO	Mariia	 CIRM				□ (9)	2.4	2.40	2.6	3.0	2.8	2.4	7.300	2.6	3.0	2.8	1.8	7.300					0	17.000	33.350
							∩ (12)	1.9	1.8	3.70	3.5	3.8	3.7	3.4	6.400	2.9	3.6	3.9	4.0	6.250						
11.	CARDOSO	Marta	 CNM				□ (13)	1.9	1.90	2.7	2.6	2.8	2.2	7.350	2.4	2.6	3.1	2.8	7.300					0	16.550	33.050
							∩ (11)	2.2	1.8	4.00	3.7	4.0	4.2	3.0	6.150	3.6	3.7	3.5	3.7	6.350						
12.	ALMEIDA	Beatriz	 BFC				□ (15)	0.4	0.40	1.9	2.8	2.9	2.2	7.500	2.5	2.6	2.7	2.5	7.450					0	15.350	32.300
							∩ (9)	2.0	1.5	3.50	4.0	2.8	3.5	3.1	6.700	3.1	3.6	3.4	2.6	6.750						
13.	LUÍS	Maria	 CNM				□ (12)	2.0	2.00	3.0	2.4	3.0	2.4	7.300	2.2	2.7	3.0	2.4	7.450					0	16.750	32.050
							∩ (13)	1.1	1.7	2.80	4.0	3.8	4.5	3.1	6.100	3.7	4.2	3.2	3.5	6.400						
14.	FERREIRA	Maria	 CNM				□ (11)	1.6	1.60	2.4	2.2	2.6	1.9	7.700	2.4	2.5	2.9	2.3	7.550					0	16.850	31.950
							∩ (14)	0.7	1.6	2.30	3.0	3.6	4.1	3.0	6.700	3.9	3.3	4.0	3.9	6.100						
15.	MARQUES	Helena	 CNM				□ (14)	2.0	2.00	2.9	2.7	3.0	2.6	7.200	2.8	2.8	2.6	2.9	7.200					0	16.400	31.100
							∩ (15)	1.2	1.8	3.00	3.8	4.1	4.5	3.7	6.050	3.2	4.1	4.6	5.3	5.650						
16.	SAXE	Carolina	 AAE				□ (16)		0					0					0					0	0	0
							∩ (16)		0					0					0					0		

















Resultados Mãos Livres

Iniciadas

Place	Surname	Name	Repr.	Year	Level	Coach	DB	DA	D	A1	A2	A3	A4	A	E1	E2	E3	E4	E	pD1	L1	L2	T	P
1.	BESPALA	Miroslava	 GUI				<input type="checkbox"/>	3.5	3.50	1.3	2.2	2.2	2.2	7.800	1.7	2.2	1.3	1.7	8.300				0	19.600
2.	FERNANDES	Gabriela	 BFC				<input type="checkbox"/>	3.1	3.10	1.0	1.8	2.1	2.0	8.100	1.7	1.8	1.2	1.7	8.300				0	19.500
3.	TSURKAN	Karina	 GCP				<input type="checkbox"/>	3.2	3.20	2.0	1.7	2.9	2.6	7.700	1.6	2.4	2.2	1.8	8.000				0	18.900
4.	MOTA	Carolina	 AAE				<input type="checkbox"/>	2.9	2.90	1.8	2.3	2.4	2.4	7.650	1.9	2.2	2.0	2.0	8.000				0	18.550
5.	PEREIRA	Inês	 SAD				<input type="checkbox"/>	2.8	2.80	2.1	2.6	2.6	2.3	7.550	1.9	2.5	1.5	1.9	8.100				0	18.450
6.	MOTA	Leonor	 CSSPF				<input type="checkbox"/>	3.0	3.00	1.8	2.6	2.0	2.1	7.950	2.5	2.4	3.2	2.6	7.450				0	18.400
7.	RYBALKA	Mariya	 EGA				<input type="checkbox"/>	2.3	2.30	1.3	2.1	2.0	2.5	7.950	1.9	2.0	2.1	2.0	8.000				0	18.250
8.	SILVA	Joana	 CRP				<input type="checkbox"/>	2.7	2.70	2.8	2.6	3.0	2.5	7.300	2.1	2.6	2.0	2.4	7.750				0	17.750
9.	FEDORCHENKO	Mariia	 CIRM				<input type="checkbox"/>	2.4	2.40	2.6	3.0	2.8	2.4	7.300	2.6	3.0	2.8	1.8	7.300				0	17.000
10.	SANTOS	Mafalda	 CSSPF				<input type="checkbox"/>	1.9	1.90	2.7	2.9	2.9	2.4	7.200	2.0	2.5	2.4	1.9	7.800				0	16.900
11.	FERREIRA	Maria	 CNM				<input type="checkbox"/>	1.6	1.60	2.4	2.2	2.6	1.9	7.700	2.4	2.5	2.9	2.3	7.550				0	16.850
12.	LUÍS	Maria	 CNM				<input type="checkbox"/>	2.0	2.00	3.0	2.4	3.0	2.4	7.300	2.2	2.7	3.0	2.4	7.450				0	16.750
13.	CARDOSO	Marta	 CNM				<input type="checkbox"/>	1.9	1.90	2.7	2.6	2.8	2.2	7.350	2.4	2.6	3.1	2.8	7.300				0	16.550
14.	MARQUES	Helena	 CNM				<input type="checkbox"/>	2.0	2.00	2.9	2.7	3.0	2.6	7.200	2.8	2.8	2.6	2.9	7.200				0	16.400
15.	ALMEIDA	Beatriz	 BFC				<input type="checkbox"/>	0.4	0.40	1.9	2.8	2.9	2.2	7.500	2.5	2.6	2.7	2.5	7.450				0	15.350
16.	SAXE	Carolina	 AAE				<input type="checkbox"/>		0					0					0				0	∅

Resultados Corda

Iniciadas

Place	Surname	Name	Repr.	Year	Level	Coach	DB	DA	D	A1	A2	A3	A4	A	E1	E2	E3	E4	E	pD1	L1	L2	T	P	
1.	TSURKAN	Karina	 GCP				U	4.3	2.3	6.60	2.8	2.6	2.3	2.5	7.450	2.2	2.9	3.1	2.7	7.200				0	21.250
2.	BESPALA	Miroslava	 GUI				U	3.0	2.1	5.10	3.0	2.9	3.5	3.1	6.950	2.9	2.0	2.4	2.0	7.800				0	19.850
3.	SILVA	Joana	 CRP				U	3.2	2.1	5.30	3.2	2.5	3.6	3.6	6.600	2.4	2.9	2.1	2.8	7.400				0	19.300
4.	FERNANDES	Gabriela	 BFC				U	3.2	2.0	5.20	2.9	2.9	2.9	3.2	7.100	2.8	3.5	3.3	3.0	6.850				0	19.150
5.	PEREIRA	Inês	 SAD				U	2.9	1.6	4.50	2.9	3.4	3.7	2.7	6.850	2.9	3.6	3.0	2.9	7.050				0	18.400
6.	MOTA	Leonor	 CSSPF				U	2.3	1.8	4.10	3.1	3.3	3.3	3.6	6.700	2.5	2.7	4.0	2.5	7.400				0	18.200
7.	MOTA	Carolina	 AAE				U	3.0	1.4	4.40	3.4	3.2	3.4	2.9	6.700	2.8	3.1	3.1	2.7	7.050				0	18.150
8.	RYBALKA	Mariya	 EGA				U	2.1	1.8	3.90	2.5	2.7	2.4	3.4	7.400	2.9	3.6	4.1	3.4	6.500				0	17.800
9.	ALMEIDA	Beatriz	 BFC				U	2.0	1.5	3.50	4.0	2.8	3.5	3.1	6.700	3.1	3.6	3.4	2.6	6.750				0	16.950
10.	SANTOS	Mafalda	 CSSPF				U	2.1	1.2	3.30	3.5	3.5	4.3	3.7	6.400	2.9	3.6	3.0	3.0	7.000				0	16.700
11.	CARDOSO	Marta	 CNM				U	2.2	1.8	4.00	3.7	4.0	4.2	3.0	6.150	3.6	3.7	3.5	3.7	6.350				0	16.500
12.	FEDORCHENKO	Mariia	 CIRM				U	1.9	1.8	3.70	3.5	3.8	3.7	3.4	6.400	2.9	3.6	3.9	4.0	6.250				0	16.350
13.	LUÍS	Maria	 CNM				U	1.1	1.7	2.80	4.0	3.8	4.5	3.1	6.100	3.7	4.2	3.2	3.5	6.400				0	15.300
14.	FERREIRA	Maria	 CNM				U	0.7	1.6	2.30	3.0	3.6	4.1	3.0	6.700	3.9	3.3	4.0	3.9	6.100				0	15.100
15.	MARQUES	Helena	 CNM				U	1.2	1.8	3.00	3.8	4.1	4.5	3.7	6.050	3.2	4.1	4.6	5.3	5.650				0	14.700
16.	SAXE	Carolina	 AAE				U			0				0					0					0	∅

Resultados Equipas

Iniciadas

Resultados Equipas CN 1ª divisão 2023 - Iniciadas				
Clube	Ginastas	Total Ginasta	Total Equipa	Classificação
CNM	Marta Cardoso	33,050	97,050	1
	Maria Luís	32,050		
	Maria Ferreira	31,950		

Lista de ginastas

Juvenis

Group A

1.	LEÃO	Noa		SAD
2.	CABRAL	Júlia		CDACM
3.	LOPES	Beatriz		GCP
4.	BARROS	Alana		CIRM
5.	YURIEVA	Amélia		CRP
6.	VALENTE	Matilde		BFC
7.	FERNANDES	Núria		SAD
8.	PINTO	Matilde		SAD
9.	TERPUGOVA	Zarina		GCP
10.	CARMO	Camila		SAD
11.	LOPES	Carolina		CRP
12.	LUCAS	Gabriela		CNM

Group B

1.	CALESTRU	Lavinia		GCP
2.	STADNYK	Ailara		GUI
3.	GARRIAPA	Sofia		SAD
4.	ALMEIDA	Maria		BFC
5.	NOGUEIRA	Madalena		SAD
6.	SHAHEYEVA	Kseniya		CRP
7.	JESUS	Sara		CDN
8.	COSTA	Maria		VCQ
9.	NOVO	Margarida		AAE
10.	FERREIRA	Filipa		BFC
11.	CARMO	Rita		GCP
12.	CARDOSO	Matilde		BFC

Group C

1.	KASIANOVA	Myroslava		GCP
2.	MADEIRA	Júlia		VCQ
3.	MARQUES	Benedita		BFC
4.	NOBRE	Maria		CDRV
5.	COXO	Maria		CRP
6.	VRINCEAN	Bianca		SAD
7.	NAYDENKO	Kira		CIRM
8.	SIMÕES	Inês		ACMC
9.	SADOVNIKOVA	Maria		AAE
10.	BRITO	Matilde		SAD
11.	FREITAS	Mariana		GUI
















Painel de Juizes

Juvenis

JUVENIS		
	Júri 1 Bola	Júri 2 Fita
DB1	IDA PEREIRA	GABRIELA SALVADOR
DB2	CARLA ANDRADE	AMANDA BATISTA
DA1	SARA MONTEIRO	SARA MARTINS
DA2	M ^a AMÉLIA PAREDES	RAQUEL LIMA
A1	ANDRÉ REIS	EMÍLIA COSTA
A2	RAFAELA VIDAL	JOÃO FERNANDES
A3	M ^a FERNANDA TRIGO	RITA ARAÚJO
A4	ÂNGELA LIMA	LARA CARVALHO
E1	CATARINA SILVEIRA	PAULA SILVA
E2	GABRIELA BATISTA	SUSANA MIGUEL
E3	HELENA FERREIRA	MARIANA VIDEIRA
E4	RENATA FILHÓ	SUSANA LÁZARO
JR1	PATRÍCIA JORGE	
JR2	SANDRA NUNES	
DT	MIGUELA CARRIÇO	
































Resultados All Around

Juvenis

Place	Surname	Name	Repr.	Year	Level	Coach	DB	DA	D	A1	A2	A3	A4	A	E1	E2	E3	E4	E	pD1	L1	L2	T	P	Total		
21.	NOVO	Margarida	 AAE				● (19)	2.6	2.1	4.70	3.0	3.0	2.2	2.5	7.250	2.8	3.5	2.7	2.9	7.150					0	19.100	37.350
							⊘ (17)	2.7	2.2	4.90	3.4	3.5	3.2	3.4	6.600	3.2	3.3	3.1	3.3	6.750					0	18.250	
22.	VRINCEAN	Bianca	 SAD				● (20)	2.5	2.2	4.70	3.3	3.1	3.0	3.2	6.850	2.0	2.5	2.6	2.7	7.450					0	19.000	37.000
							⊘ (21)	2.4	2.5	4.90	3.0	3.5	3.4	3.8	6.550	3.0	3.6	3.3	3.6	6.550					0	18.000	
23.	BRITO	Matilde	 SAD				● (22)	3.4	1.5	4.90	3.8	3.6	3.1	3.3	6.550	2.5	2.8	2.9	2.4	7.350					0	18.800	36.450
							⊘ (22)	1.7	2.2	3.90	3.9	3.3	3.0	3.2	6.750	3.3	2.7	3.1	2.9	7.000					0	17.650	
24.	ALMEIDA	Maria	 BFC				● (28)	2.9	2.5	5.40	3.8	3.5	3.1	3.8	6.350	4.2	4.7	3.6	3.7	6.050					0	17.800	36.050
							⊘ (18)	3.9	2.0	5.90	3.6	3.7	3.5	3.0	6.450	4.5	3.9	4.3	3.5	5.900					0	18.250	
25.	LEÃO	Noa	 SAD				● (18)	2.9	2.8	5.70	3.6	4.2	3.6	3.6	6.400	3.0	3.2	2.2	2.9	7.050					0	19.150	35.800
							⊘ (25)	2.4	1.5	3.90	3.3	3.7	4.0	3.1	6.500	3.9	3.4	4.0	3.6	6.250					0	16.650	
26.	FERREIRA	Filipa	 BFC				● (16)	2.5	3.0	5.50	3.3	2.4	2.6	3.0	7.200	3.3	3.5	3.8	2.9	6.600					0	19.300	35.350
							⊘ (33)	2.6	1.1	3.70	2.8	3.6	4.1	3.6	6.400	4.3	4.0	3.5	3.3	6.250	0.3				0.30	16.050	
27.	FREITAS	Mariana	 GUI				● (30)	2.4	1.9	4.30	3.4	4.5	3.1	3.8	6.400	2.8	3.0	3.3	3.3	6.850					0	17.550	34.600
							⊘ (24)	2.4	1.9	4.30	3.5	3.5	4.1	3.7	6.400	3.6	3.3	3.7	4.4	6.350					0	17.050	
28.	NOGUEIRA	Madalena	 SAD				● (27)	3.0	1.5	4.50	3.7	4.0	3.9	2.9	6.200	2.6	3.3	2.3	2.9	7.250					0	17.950	34.550
							⊘ (27)	1.7	1.8	3.50	3.2	3.3	3.6	2.8	6.750	3.8	3.9	3.5	3.5	6.350					0	16.600	
29.	NOBRE	Maria	 CDRV				● (26)	3.2	1.8	5.00	3.9	3.8	3.3	3.9	6.150	3.0	3.5	2.9	3.2	6.900					0	18.050	34.450
							⊘ (29)	2.4	1.7	4.10	4.6	4.1	4.7	5.0	5.350	3.1	3.0	3.6	2.9	6.950					0	16.400	
30.	CARDOSO	Matilde	 BFC				● (29)	2.5	2.6	5.10	3.9	2.7	2.5	3.7	6.800	4.0	4.3	3.8	4.3	5.850					0	17.750	34.150
							⊘ (30)	2.1	1.8	3.90	3.2	3.9	3.3	3.1	6.750	4.1	3.4	5.0	4.4	5.750					0	16.400	
31.	BARROS	Alana	 CIRM				● (31)	2.8	2.4	5.20	4.1	4.3	4.6	3.9	5.800	4.3	4.0	4.0	3.6	6.000					0	17.000	33.250
							⊘ (32)	2.2	2.0	4.20	4.4	4.5	4.2	4.6	5.550	3.5	3.5	3.5	3.8	6.500					0	16.250	
32.	YURIEVA	Amélia	 CRP				● (33)	2.9	1.6	4.50	3.2	4.2	5.1	4.0	5.900	5.4	5.9	4.9	5.8	4.400					0	14.800	31.200
							⊘ (31)	2.6	1.3	3.90	2.3	3.1	4.0	2.9	7.000	4.5	4.3	4.5	4.6	5.500					0	16.400	
33.	COSTA	Maria	 VCQ				● (32)	1.9	1.9	3.80	4.6	4.1	4.3	3.9	5.800	4.6	3.8	3.4	3.8	6.200					0	15.800	30.600
							⊘ (34)	1.6	1.9	3.50	4.7	3.8	3.7	4.2	6.000	4.7	4.7	5.1	4.5	5.300					0	14.800	
34.	PINTO	Matilde	 SAD				● (34)	1.4	2.4	3.80	4.2	3.3	4.2	4.0	5.900	6.0	5.5	5.4	5.2	4.550	0.3				0.30	13.950	30.450
							⊘ (28)	1.9	2.0	3.90	4.0	3.8	3.2	2.9	6.500	4.1	3.9	3.9	3.6	6.100					0	16.500	
35.	JESUS	Sara	 CDN				● (35)			0				0						0					0	∅	0
							⊘ (35)			0			0			0			0					0		0	∅




































Resultados Bola

Juvenis

Place	Surname	Name	Repr.	Year	Level	Coach	DB	DA	D	A1	A2	A3	A4	A	E1	E2	E3	E4	E	pD1	L1	L2	T	P	
1.	LUCAS	Gabriela	 CNM				●	5.2	2.7	7.90	2.0	2.3	3.1	2.4	7.650	2.9	2.6	2.5	2.8	7.300				0	22.850
2.	KASIANOVA	Myroslava	 GCP				●	4.8	3.4	8.20	2.9	2.6	3.5	3.2	6.950	2.5	2.9	2.0	2.6	7.450				0	22.600
3.	CABRAL	Júlia	 CDACM				●	4.8	2.8	7.60	3.4	2.4	3.7	3.0	6.800	2.4	2.7	2.9	3.0	7.200				0	21.600
4.	CARMO	Camila	 SAD				●	3.9	3.7	7.60	3.9	3.8	3.5	3.2	6.350	2.0	2.8	3.4	2.3	7.450				0	21.400
5.	FERNANDES	Núria	 SAD				●	3.8	3.8	7.60	3.9	3.1	4.1	3.5	6.300	2.5	2.9	2.9	2.4	7.300				0	21.200
6.	TERPUGOVA	Zarina	 GCP				●	4.5	3.9	8.40	3.4	3.0	3.8	3.5	6.550	3.7	3.3	3.8	4.0	6.250				0	21.200
7.	MARQUES	Benedita	 BFC				●	3.8	3.6	7.40	3.8	3.5	3.2	3.6	6.450	2.7	3.4	3.0	2.5	7.150				0	21.000
8.	SIMÕES	Inês	 ACMC				●	3.8	2.5	6.30	3.5	3.0	2.6	3.1	6.950	2.9	2.9	3.1	2.8	7.100				0	20.350
9.	LOPES	Beatriz	 GCP				●	3.3	3.2	6.50	3.1	2.7	3.7	3.0	6.950	3.9	3.0	2.6	3.3	6.850				0	20.300
10.	SHAHEYEVA	Kseniya	 CRP				●	4.4	2.5	6.90	2.9	3.9	3.5	2.5	6.800	3.3	3.5	3.9	3.1	6.600				0	20.300
11.	VALENTE	Matilde	 BFC				●	3.3	2.6	5.90	3.0	2.0	2.5	3.4	7.250	3.2	3.4	3.2	3.2	6.800				0	19.950
12.	GARRIAPA	Sofia	 SAD				●	4.3	2.3	6.60	3.8	3.0	3.3	2.7	6.850	3.2	3.5	3.6	3.6	6.450				0	19.900
13.	COXO	Maria	 CRP				●	3.3	1.9	5.20	2.1	3.4	2.6	2.5	7.450	3.2	2.8	3.1	2.7	7.050				0	19.700
14.	SADOVNIKOVA	Maria	 AAE				●	2.8	2.7	5.50	3.4	2.9	2.6	2.8	7.150	2.2	2.6	3.0	2.4	7.500		0.6	0.60	0	19.550
15.	LOPES	Carolina	 CRP				●	3.3	3.2	6.50	3.6	2.9	3.5	3.1	6.700	3.8	3.5	4.1	3.7	6.250				0	19.450
16.	FERREIRA	Filipa	 BFC				●	2.5	3.0	5.50	3.3	2.4	2.6	3.0	7.200	3.3	3.5	3.8	2.9	6.600				0	19.300
17.	NAYDENKO	Kira	 CIRM				●	3.4	3.0	6.40	3.5	4.0	4.8	3.5	6.250	4.0	3.3	3.2	3.5	6.600				0	19.250
18.	LEÃO	Noa	 SAD				●	2.9	2.8	5.70	3.6	4.2	3.6	3.6	6.400	3.0	3.2	2.2	2.9	7.050				0	19.150
19.	NOVO	Margarida	 AAE				●	2.6	2.1	4.70	3.0	3.0	2.2	2.5	7.250	2.8	3.5	2.7	2.9	7.150				0	19.100
20.	VRINCEAN	Bianca	 SAD				●	2.5	2.2	4.70	3.3	3.1	3.0	3.2	6.850	2.0	2.5	2.6	2.7	7.450				0	19.000
21.	CARMO	Rita	 GCP				●	3.7	1.7	5.40	4.2	2.6	2.0	3.1	7.150	4.1	4.0	2.6	3.4	6.300				0	18.850
22.	BRITO	Matilde	 SAD				●	3.4	1.5	4.90	3.8	3.6	3.1	3.3	6.550	2.5	2.8	2.9	2.4	7.350				0	18.800
23.	CALESTRU	Lavinia	 GCP				●	2.8	3.1	5.90	4.1	3.4	3.2	2.8	6.700	4.2	3.6	3.8	3.5	6.300		0.3		0.30	18.600
24.	STADNYK	Ailara	 GUI				●	3.8	1.9	5.70	2.8	2.4	3.4	3.2	7.000	4.4	4.5	4.1	4.1	5.750				0	18.450
25.	MADEIRA	Júlia	 VCQ				●	2.8	2.3	5.10	3.7	2.7	4.1	3.1	6.600	3.2	3.4	3.6	3.9	6.500				0	18.200
26.	NOBRE	Maria	 CDRV				●	3.2	1.8	5.00	3.9	3.8	3.3	3.9	6.150	3.0	3.5	2.9	3.2	6.900				0	18.050
27.	NOGUEIRA	Madalena	 SAD				●	3.0	1.5	4.50	3.7	4.0	3.9	2.9	6.200	2.6	3.3	2.3	2.9	7.250				0	17.950
28.	ALMEIDA	Maria	 BFC				●	2.9	2.5	5.40	3.8	3.5	3.1	3.8	6.350	4.2	4.7	3.6	3.7	6.050				0	17.800
29.	CARDOSO	Matilde	 BFC				●	2.5	2.6	5.10	3.9	2.7	2.5	3.7	6.800	4.0	4.3	3.8	4.3	5.850				0	17.750
30.	FREITAS	Mariana	 GUI				●	2.4	1.9	4.30	3.4	4.5	3.1	3.8	6.400	2.8	3.0	3.3	3.3	6.850				0	17.550
31.	BARROS	Alana	 CIRM				●	2.8	2.4	5.20	4.1	4.3	4.6	3.9	5.800	4.3	4.0	4.0	3.6	6.000				0	17.000
32.	COSTA	Maria	 VCQ				●	1.9	1.9	3.80	4.6	4.1	4.3	3.9	5.800	4.6	3.8	3.4	3.8	6.200				0	15.800
33.	YURIEVA	Amélia	 CRP				●	2.9	1.6	4.50	3.2	4.2	5.1	4.0	5.900	5.4	5.9	4.9	5.8	4.400				0	14.800
34.	PINTO	Matilde	 SAD				●	1.4	2.4	3.80	4.2	3.3	4.2	4.0	5.900	6.0	5.5	5.4	5.2	4.550		0.3		0.30	13.950
35.	JESUS	Sara	 CDN				●			0				0					0					0	∅

Resultados Fita

Juvenis

Place	Surname	Name	Repr.	Year	Level	Coach	DB	DA	D	A1	A2	A3	A4	A	E1	E2	E3	E4	E	pD1	L1	L2	T	P	
1.	STADNYK	Ailara	 GUI				⊘	4.5	2.7	7.20	2.6	2.4	2.4	2.9	7.500	2.7	2.2	2.9	2.9	7.200				0	21.900
2.	LUCAS	Gabriela	 CNM				⊘	4.5	1.9	6.40	2.4	2.2	2.9	3.2	7.350	3.3	2.9	2.8	2.8	7.150				0	20.900
3.	CALESTRU	Lavinia	 GCP				⊘	4.0	2.7	6.70	3.8	3.3	3.0	2.6	6.850	2.5	2.9	2.9	2.7	7.200				0	20.750
4.	TERPUGOVA	Zarina	 GCP				⊘	3.3	2.7	6.00	2.8	2.4	2.9	3.0	7.150	2.5	2.6	2.6	2.8	7.400				0	20.550
5.	MARQUES	Benedita	 BFC				⊘	4.4	2.0	6.40	3.5	2.9	2.7	2.1	7.200	3.1	3.0	3.0	3.2	6.950				0	20.550
6.	MADEIRA	Júlia	 VCQ				⊘	3.0	2.4	5.40	2.1	2.6	2.3	2.0	7.800	2.8	2.6	3.0	2.9	7.150				0	20.350
7.	SHAHEYEVA	Kseniya	 CRP				⊘	4.5	1.8	6.30	2.4	2.6	3.0	3.0	7.200	3.3	3.4	3.2	3.5	6.650				0	20.150
8.	VALENTE	Matilde	 BFC				⊘	4.0	2.0	6.00	3.1	3.3	3.4	2.3	6.800	3.0	2.8	2.9	3.0	7.050				0	19.850
9.	CARMO	Rita	 GCP				⊘	3.7	2.3	6.00	3.8	2.7	2.9	3.5	6.800	3.0	3.0	3.2	3.4	6.900				0	19.700
10.	CABRAL	Júlia	 CDACM				⊘	3.6	2.4	6.00	3.0	2.7	4.0	3.2	6.900	2.9	3.3	3.1	3.4	6.800				0	19.700
11.	KASIANOVA	Myroslava	 GCP				⊘	3.6	2.7	6.30	4.4	3.4	3.8	3.1	6.400	3.5	3.0	3.0	3.4	6.800				0	19.500
12.	SADOVNIKOVA	Maria	 AAE				⊘	3.1	2.0	5.10	2.9	3.4	2.7	2.2	7.200	3.6	3.4	3.0	2.9	6.800				0	19.100
13.	NAYDENKO	Kira	 CIRM				⊘	3.4	2.1	5.50	3.5	3.3	3.4	3.8	6.550	2.7	3.3	3.6	2.5	7.000				0	19.050
14.	LOPES	Beatriz	 GCP				⊘	3.8	2.3	6.10	3.4	3.3	3.8	3.3	6.650	3.9	3.7	3.6	4.6	6.200				0	18.950
15.	COXO	Maria	 CRP				⊘	3.5	1.5	5.00	2.5	3.1	3.1	2.8	7.050	3.2	2.8	3.4	3.8	6.700				0	18.750
16.	GARRIAPA	Sofia	 SAD				⊘	3.6	2.4	6.00	3.4	3.7	3.2	3.9	6.450	3.7	3.8	3.5	3.7	6.300				0	18.750
17.	NOVO	Margarida	 AAE				⊘	2.7	2.2	4.90	3.4	3.5	3.2	3.4	6.600	3.2	3.3	3.1	3.3	6.750				0	18.250
18.	ALMEIDA	Maria	 BFC				⊘	3.9	2.0	5.90	3.6	3.7	3.5	3.0	6.450	4.5	3.9	4.3	3.5	5.900				0	18.250
19.	CARMO	Camila	 SAD				⊘	3.3	2.0	5.30	2.6	3.6	3.8	3.1	6.650	3.6	4.0	3.4	4.0	6.200				0	18.150
20.	LOPES	Carolina	 CRP				⊘	2.9	2.1	5.00	2.2	3.5	3.3	2.8	6.950	4.1	3.7	3.7	4.3	6.100				0	18.050
21.	VRINCEAN	Bianca	 SAD				⊘	2.4	2.5	4.90	3.0	3.5	3.4	3.8	6.550	3.0	3.6	3.3	3.6	6.550				0	18.000
22.	BRITO	Matilde	 SAD				⊘	1.7	2.2	3.90	3.9	3.3	3.0	3.2	6.750	3.3	2.7	3.1	2.9	7.000				0	17.650
23.	SIMÕES	Inês	 ACMC				⊘	3.2	2.0	5.20	3.7	4.0	3.6	3.8	6.250	3.4	3.7	4.4	4.6	5.950				0	17.400
24.	FREITAS	Mariana	 GUI				⊘	2.4	1.9	4.30	3.5	3.5	4.1	3.7	6.400	3.6	3.3	3.7	4.4	6.350				0	17.050
25.	LEÃO	Noa	 SAD				⊘	2.4	1.5	3.90	3.3	3.7	4.0	3.1	6.500	3.9	3.4	4.0	3.6	6.250				0	16.650
26.	FERNANDES	Núria	 SAD				⊘	2.3	1.8	4.10	3.4	3.7	3.7	0.2	6.450	4.3	3.8	3.8	4.0	6.100				0	16.650
27.	NOGUEIRA	Madalena	 SAD				⊘	1.7	1.8	3.50	3.2	3.3	3.6	2.8	6.750	3.8	3.9	3.5	3.5	6.350				0	16.600
28.	PINTO	Matilde	 SAD				⊘	1.9	2.0	3.90	4.0	3.8	3.2	2.9	6.500	4.1	3.9	3.9	3.6	6.100				0	16.500
29.	NOBRE	Maria	 CDRV				⊘	2.4	1.7	4.10	4.6	4.1	4.7	5.0	5.350	3.1	3.0	3.6	2.9	6.950				0	16.400
30.	CARDOSO	Matilde	 BFC				⊘	2.1	1.8	3.90	3.2	3.9	3.3	3.1	6.750	4.1	3.4	5.0	4.4	5.750				0	16.400
31.	YURIEVA	Amélia	 CRP				⊘	2.6	1.3	3.90	2.3	3.1	4.0	2.9	7.000	4.5	4.3	4.5	4.6	5.500				0	16.400
32.	BARROS	Alana	 CIRM				⊘	2.2	2.0	4.20	4.4	4.5	4.2	4.6	5.550	3.5	3.5	3.5	3.8	6.500				0	16.250
33.	FERREIRA	Filipa	 BFC				⊘	2.6	1.1	3.70	2.8	3.6	4.1	3.6	6.400	4.3	4.0	3.5	3.3	6.250	0.3		0.30	0	16.050
34.	COSTA	Maria	 VCQ				⊘	1.6	1.9	3.50	4.7	3.8	3.7	4.2	6.000	4.7	4.7	5.1	4.5	5.300				0	14.800
35.	JESUS	Sara	 CDN				⊘			0				0					0					0	0

Resultados Equipas

Juvenis

Resultados Equipas CN 1ª divisão 2023 - Juvenis				
Clube	Ginastas	Total Ginasta	Total Equipa	Classificação
GCP	Lavinia Calestru	39,350	120,700	1
	Beatriz Lopes	39,250		
	Myroslava Kasianova	42,100		
BFC	Matilde Valente	39,800	117,400	2
	Maria Almeida	36,050		
	Benedita Marques	41,550		
CRP	Maria Coxo	38,450	116,400	3
	Kseniya Shaheyeva	40,450		
	Carolina Lopes	37,500		
SAD	Camila Carmo	39,550	116,050	4
	Sofia Garriapa	38,650		
	Núria Fernandes	37,850		

Lista de ginastas

Juniores

Group A

1.	SOEIRO	Constança		CSSPF
2.	ANDRADE	Margarida		SAD
3.	MARQUES	Madalena		SAD
4.	AFONSO	Luana		CRDM
5.	ALVES	Luísa		CDACM
6.	LEAL	Marta		SAD
7.	CABANES	Clara		BFC
8.	ESTEVES	Benedita		VCQ
9.	FERNANDES	Rita		BFC
10.	CABRAL	Madalena		CDACM
11.	RODRIGUES	Ema		SAD

Group B

1.	COSTA	Mariana		CDN
2.	TEIXEIRA	Margarida		BFC
3.	GONÇALVES	Diana		CENAP
4.	VIEIRA	Lara		CENAP
5.	RODRIGUES	Diana		CRDM
6.	KOZBAN	Kira		SAD
7.	DIAS	Ana		ACMC
8.	RODRIGUES	Soraia		CRDM
9.	OLIVEIRA	Carolina		VCQ
10.	LOURENÇO	Joana		SAD
11.	BARRETO	Alegro		GUI

Group C

1.	FERREIRA	Maria		GCP
2.	BORREGA	Matilde		VCQ
3.	CARVALHO	Sofia		AGRA
4.	RIABETS	Sofia		GUI
5.	COSTA	Mariana		SFUAP
6.	RIBEIRO	Leticia		CNM
7.	FERREIRA	Mariana		CDACM
8.	NASCIMENTO	Beatriz		GCP
9.	ALMEIDA	Jade		CRP
10.	CODINHA	Matilde		CRF
11.	VICENTE	Matilde		CDRV














Painel de Juizes

Juniores

JUNIORES		
	Júri 1 Arco	Júri 2 Maças
DB1	GABRIELA SALVADOR	PATRÍCIA JORGE
DB2	M ^a AMÉLIA PAREDES	ANDRÉ REIS
DA1	IDA PEREIRA	SANDRA NUNES
DA2	CATARINA SILVEIRA	AMANDA BATISTA
A1	RAQUEL LIMA	INÊS BASTOS
A2	JOÃO FERNANDES	GABRIELA BATISTA
A3	SUSANA MIGUEL	RITA ARAÚJO
A4	RENATA FILHÓ	SUSANA LÁZARO
E1	RAFAELA VIDAL	EMÍLIA COSTA
E2	PAULA SILVA	HELENA FERREIRA
E3	MARIANA VIDEIRA	M ^a FERNANDA TRIGO
E4	ÂNGELA LIMA	LARA CARVALHO
JR1	SARA MONTEIRO	
JR2	CARLA ANDRADE	
DT	MIGUELA CARRIÇO	

















Resultados All Around

Juniores

Place	Surname	Name	Repr.	Year	Level	Coach	DB	DA	D	A1	A2	A3	A4	A	E1	E2	E3	E4	E	pD1	L1	L2	T	P	Total		
21.	ALVES	Luísa					○ (6)	4.8	2.6	7.40	3.8	2.7	3.0	2.9	7.050	3.0	2.5	2.6	2.5	7.450					0	21.900	38.850
							(29)	3.4	1.2	4.60	3.7	4.4	4.3	3.4	6.000	3.7	3.5	3.6	3.9	6.350							
22.	CARVALHO	Sofia					○ (23)	2.3	3.0	5.30	3.4	3.9	3.5	3.8	6.350	3.3	2.6	2.5	2.8	7.300					0	18.950	38.550
							(20)	3.6	2.0	5.60	2.9	3.4	3.7	3.4	6.600	2.9	2.1	3.2	2.3	7.400							
23.	CABRAL	Madalena					○ (12)	4.0	3.7	7.70	3.6	2.9	3.3	3.7	6.550	3.3	3.7	3.7	3.4	6.450					0	20.700	38.300
							(26)	3.4	2.0	5.40	3.6	4.4	2.8	3.8	6.300	4.0	4.2	4.0	4.6	5.900							
24.	SOEIRO	Constança					○ (19)	2.9	3.4	6.30	4.3	3.0	3.1	3.4	6.750	3.5	3.0	3.7	3.1	6.700					0	19.750	37.400
							(25)	2.9	1.5	4.40	3.3	4.5	3.0	2.9	6.850	4.3	3.3	3.9	2.8	6.400							
25.	RODRIGUES	Diana					○ (22)	2.5	1.8	4.30	3.2	3.4	2.8	2.8	7.000	3.1	2.5	2.1	2.2	7.650					0	18.950	36.200
							(28)	3.0	2.0	5.00	4.2	4.0	4.5	3.4	5.900	2.5	3.8	3.7	3.6	6.350							
26.	TEIXEIRA	Margarida					○ (27)	4.5	2.1	6.60	4.4	4.4	3.5	4.1	5.750	4.5	5.2	4.4	4.6	5.450	0.3			0.30		17.500	36.200
							(21)	3.7	3.0	6.70	4.3	4.8	4.1	3.3	5.800	4.0	3.6	3.5	4.2	6.200							0
27.	FERREIRA	Mariana					○ (30)	3.6	2.0	5.60	3.6	3.6	4.2	4.4	6.100	5.3	5.1	5.6	5.2	4.750					0	16.450	35.100
							(22)	3.3	2.1	5.40	3.8	3.7	4.1	3.4	6.250	3.7	3.0	3.0	2.9	7.000							0
28.	RODRIGUES	Soraia					○ (28)	3.3	1.6	4.90	4.1	3.5	3.9	3.3	6.300	3.4	3.9	3.7	3.8	6.250					0	17.450	34.800
							(27)	3.0	1.8	4.80	4.4	4.2	4.7	2.9	5.700	3.0	3.4	3.1	3.2	6.850							0
29.	COSTA	Mariana					○ (26)	3.0	1.6	4.60	4.1	3.6	3.2	3.9	6.250	2.8	4.0	3.3	3.3	6.700					0	17.550	34.500
							(30)	3.2	2.3	5.50	2.9	4.5	4.6	3.8	5.850	3.3	4.9	4.6	4.2	5.600							0
30.	CODINHA	Matilde					○ (32)	2.2	1.9	4.10	4.2	3.7	3.2	3.9	6.200	4.7	3.8	4.8	4.0	5.650					0	15.950	34.200
							(23)	3.6	1.8	5.40	3.3	3.8	4.7	3.5	6.350	3.5	3.5	3.5	2.9	6.500							0
31.	AFONSO	Luana					○ (31)	2.5	2.0	4.50	4.7	3.6	4.7	3.9	5.700	5.3	3.9	3.5	3.9	6.100					0	16.300	33.000
							(31)	3.6	1.3	4.90	4.2	4.5	4.7	3.8	5.650	3.5	4.1	4.8	3.6	6.150							0
32.	VIEIRA	Lara					○ (29)	3.1	1.6	4.70	4.3	3.8	3.6	4.4	5.950	2.9	2.9	3.6	3.9	6.750					0	17.400	32.400
							(32)	2.8	2.1	4.90	4.4	5.0	4.7	4.1	5.450	4.2	5.9	5.7	5.0	4.650							0
33.	OLIVEIRA	Carolina					○ (33)			0					0					0					0	∅	0
							(33)			0					0					0					0		


































Resultados Arco

Juniores

Place	Surname	Name	Repr.	Year	Level	Coach	DB	DA	D	A1	A2	A3	A4	A	E1	E2	E3	E4	E	pD1	L1	L2	T	P	
1.	KOZBAN	Kira	 SAD				○	4.1	4.0	8.10	3.0	2.6	2.1	2.6	7.400	2.1	2.1	2.0	1.9	7.950				0	23.450
2.	RIBEIRO	Leticia	 CNM				○	5.6	2.8	8.40	3.3	3.3	2.8	2.9	6.900	2.3	3.4	2.5	2.1	7.600				0	22.900
3.	LEAL	Marta	 SAD				○	4.3	3.1	7.40	3.0	2.5	2.5	3.0	7.250	2.0	2.2	2.0	2.1	7.950				0	22.600
4.	ANDRADE	Margarida	 SAD				○	4.0	3.7	7.70	3.0	2.5	2.9	2.7	7.200	2.7	2.7	2.3	2.3	7.500				0	22.400
5.	MARQUES	Madalena	 SAD				○	4.7	3.2	7.90	3.0	3.2	2.9	3.2	6.900	2.5	2.6	2.9	2.6	7.400				0	22.200
6.	ALVES	Luísa	 CDACM				○	4.8	2.6	7.40	3.8	2.7	3.0	2.9	7.050	3.0	2.5	2.6	2.5	7.450				0	21.900
7.	NASCIMENTO	Beatriz	 GCP				○	3.7	2.9	6.60	2.7	2.4	2.6	2.9	7.350	2.6	2.5	2.4	2.2	7.550				0	21.500
8.	VICENTE	Matilde	 CDRV				○	4.6	3.0	7.60	4.0	3.9	3.6	3.0	6.250	3.2	2.7	2.8	2.7	7.250				0	21.100
9.	COSTA	Mariana	 SFUAP				○	3.2	3.1	6.30	3.7	2.9	2.7	2.8	7.150	2.5	3.1	2.6	2.1	7.450				0	20.900
10.	RIABETS	Sofia	 GUI				○	4.0	2.9	6.90	3.5	3.0	3.5	3.4	6.550	3.0	2.8	2.2	2.3	7.450				0	20.900
11.	RODRIGUES	Ema	 SAD				○	4.3	3.3	7.60	3.6	3.5	3.3	3.6	6.450	3.0	3.0	3.3	3.6	6.850				0	20.900
12.	CABRAL	Madalena	 CDACM				○	4.0	3.7	7.70	3.6	2.9	3.3	3.7	6.550	3.3	3.7	3.7	3.4	6.450				0	20.700
13.	ESTEVES	Benedita	 VCQ				○	4.3	3.0	7.30	3.3	3.4	2.9	3.5	6.650	2.7	3.1	2.9	3.2	7.000	0.3		0.30	0	20.650
14.	FERREIRA	Maria	 GCP				○	4.5	2.5	7.00	2.8	3.0	2.8	3.7	7.100	3.4	4.7	3.5	3.3	6.550				0	20.650
15.	CABANES	Clara	 BFC				○	4.3	2.2	6.50	3.5	3.3	3.5	2.9	6.600	2.3	3.0	2.7	2.8	7.250				0	20.350
16.	BORREGA	Matilde	 VCQ				○	3.5	2.9	6.40	3.5	3.5	3.3	3.4	6.550	3.6	2.9	2.3	2.4	7.350				0	20.300
17.	FERNANDES	Rita	 BFC				○	4.5	2.3	6.80	3.5	3.0	3.0	3.2	6.900	3.7	4.1	3.3	3.0	6.500				0	20.200
18.	BARRETO	Alegro	 GUI				○	4.4	1.2	5.60	3.1	3.1	3.2	3.2	6.850	2.7	2.6	2.3	2.6	7.400				0	19.850
19.	SOEIRO	Constança	 CSSPF				○	2.9	3.4	6.30	4.3	3.0	3.1	3.4	6.750	3.5	3.0	3.7	3.1	6.700				0	19.750
20.	GONÇALVES	Diana	 CENAP				○	3.4	3.3	6.70	3.9	3.5	3.8	3.7	6.250	2.8	3.8	3.0	3.6	6.700				0	19.650
21.	ALMEIDA	Jade	 CRP				○	4.1	2.5	6.60	2.9	3.3	2.9	3.5	6.900	4.0	3.7	3.9	3.6	6.200	0.3		0.30	0	19.400
22.	RODRIGUES	Diana	 CRDM				○	2.5	1.8	4.30	3.2	3.4	2.8	2.8	7.000	3.1	2.5	2.1	2.2	7.650				0	18.950
23.	CARVALHO	Sofia	 AGRA				○	2.3	3.0	5.30	3.4	3.9	3.5	3.8	6.350	3.3	2.6	2.5	2.8	7.300				0	18.950
24.	LOURENÇO	Joana	 SAD				○	3.0	1.8	4.80	2.9	3.3	3.0	3.5	6.850	2.7	3.3	3.1	2.8	7.050				0	18.700
25.	DIAS	Ana	 ACMC				○	4.1	2.8	6.90	4.0	4.0	3.2	3.5	6.250	3.9	3.3	3.9	4.3	6.100	0.6		0.60	0	18.650
26.	COSTA	Mariana	 CDN				○	3.0	1.6	4.60	4.1	3.6	3.2	3.9	6.250	2.8	4.0	3.3	3.3	6.700				0	17.550
27.	TEIXEIRA	Margarida	 BFC				○	4.5	2.1	6.60	4.4	4.4	3.5	4.1	5.750	4.5	5.2	4.4	4.6	5.450	0.3		0.30	0	17.500
28.	RODRIGUES	Soraia	 CRDM				○	3.3	1.6	4.90	4.1	3.5	3.9	3.3	6.300	3.4	3.9	3.7	3.8	6.250				0	17.450
29.	VIEIRA	Lara	 CENAP				○	3.1	1.6	4.70	4.3	3.8	3.6	4.4	5.950	2.9	2.9	3.6	3.9	6.750				0	17.400
30.	FERREIRA	Mariana	 CDACM				○	3.6	2.0	5.60	3.6	3.6	4.2	4.4	6.100	5.3	5.1	5.6	5.2	4.750				0	16.450
31.	AFONSO	Luana	 CRDM				○	2.5	2.0	4.50	4.7	3.6	4.7	3.9	5.700	5.3	3.9	3.5	3.9	6.100				0	16.300
32.	CODINHA	Matilde	 CRF				○	2.2	1.9	4.10	4.2	3.7	3.2	3.9	6.200	4.7	3.8	4.8	4.0	5.650				0	15.950
33.	OLIVEIRA	Carolina	 VCQ				○			0					0					0				0	0

Resultados Maças

Juniores

Place	Surname	Name	Repr.	Year	Level	Coach	DB	DA	D	A1	A2	A3	A4	A	E1	E2	E3	E4	E	pD1	L1	L2	T	P	
1.	MARQUES	Madalena	 SAD				II	5.2	3.2	8.40	2.6	3.2	3.5	3.0	6.900	2.0	2.3	2.8	2.6	7.550				0	22.850
2.	DIAS	Ana	 ACMC				II	5.3	3.4	8.70	2.8	3.3	2.8	3.0	7.100	2.7	2.9	3.8	3.4	6.850				0	22.650
3.	NASCIMENTO	Beatriz	 GCP				II	4.0	3.8	7.80	3.1	3.2	2.8	2.8	7.050	2.3	2.5	2.4	2.3	7.650				0	22.500
4.	FERREIRA	Maria	 GCP				II	4.2	3.8	8.00	2.4	3.4	2.9	3.3	6.900	2.5	3.0	3.2	2.8	7.100				0	22.000
5.	ANDRADE	Margarida	 SAD				II	4.9	2.8	7.70	2.5	3.1	3.7	3.0	6.950	3.0	2.5	3.2	3.0	7.000				0	21.650
6.	LEAL	Marta	 SAD				II	4.8	2.8	7.60	2.7	3.7	4.3	3.4	6.450	2.4	2.4	3.1	2.5	7.550				0	21.600
7.	COSTA	Mariana	 SFUAP				II	4.0	2.9	6.90	2.6	3.0	2.8	2.3	7.300	2.3	2.5	2.8	2.9	7.350				0	21.550
8.	RODRIGUES	Ema	 SAD				II	5.0	2.0	7.00	2.6	3.4	2.9	3.3	6.900	2.6	2.2	2.5	2.9	7.450				0	21.350
9.	CABANES	Clara	 BFC				II	4.4	3.6	8.00	3.7	3.9	4.6	2.8	6.200	2.3	2.9	3.1	3.2	7.000				0	21.200
10.	RIABETS	Sofia	 GUI				II	4.8	3.4	8.20	3.7	3.5	2.6	3.5	6.500	3.5	4.5	3.5	3.9	6.300				0	21.000
11.	BARRETO	Alegro	 GUI				II	4.6	2.3	6.90	3.0	4.1	4.0	3.1	6.450	1.9	2.3	2.8	2.5	7.600				0	20.950
12.	VICENTE	Matilde	 CDRV				II	4.2	2.4	6.60	3.1	3.6	3.8	3.0	6.650	2.3	2.0	2.6	2.4	7.650				0	20.900
13.	LOURENÇO	Joana	 SAD				II	4.1	2.1	6.20	2.8	3.5	2.9	2.2	7.150	2.7	2.1	2.6	3.3	7.350				0	20.700
14.	ESTEVES	Benedita	 VCQ				II	3.4	3.3	6.70	3.1	3.6	3.8	2.9	6.650	3.3	2.4	2.6	2.8	7.300				0	20.650
15.	RIBEIRO	Letícia	 CNM				II	5.3	2.9	8.20	3.6	3.6	3.9	3.8	6.300	3.9	3.9	4.1	4.5	6.000				0	20.500
16.	ALMEIDA	Jade	 CRP				II	4.7	3.0	7.70	3.9	4.0	3.2	3.1	6.450	3.4	3.7	4.6	3.9	6.200				0	20.350
17.	FERNANDES	Rita	 BFC				II	4.3	2.9	7.20	3.8	3.6	4.3	3.8	6.200	3.0	3.5	3.4	3.1	6.750				0	20.150
18.	BORREGA	Matilde	 VCQ				II	3.8	2.7	6.50	3.8	4.2	3.6	3.1	6.300	3.2	3.0	2.7	3.2	6.900				0	19.700
19.	GONÇALVES	Diana	 CENAP				II	3.4	2.2	5.60	3.6	3.8	4.5	2.9	6.300	1.8	2.5	2.6	2.0	7.750				0	19.650
20.	CARVALHO	Sofia	 AGRA				II	3.6	2.0	5.60	2.9	3.4	3.7	3.4	6.600	2.9	2.1	3.2	2.3	7.400				0	19.600
21.	TEIXEIRA	Margarida	 BFC				II	3.7	3.0	6.70	4.3	4.8	4.1	3.3	5.800	4.0	3.6	3.5	4.2	6.200				0	18.700
22.	FERREIRA	Mariana	 CDACM				II	3.3	2.1	5.40	3.8	3.7	4.1	3.4	6.250	3.7	3.0	3.0	2.9	7.000				0	18.650
23.	CODINHA	Matilde	 CRF				II	3.6	1.8	5.40	3.3	3.8	4.7	3.5	6.350	3.5	3.5	3.5	2.9	6.500				0	18.250
24.	KOZBAN	Kira	 SAD				II	4.0	2.4	6.40	2.7	3.8	3.6	3.9	6.300	4.3	4.1	5.2	4.6	5.550				0	18.250
25.	SOEIRO	Constança	 CSSPF				II	2.9	1.5	4.40	3.3	4.5	3.0	2.9	6.850	4.3	3.3	3.9	2.8	6.400				0	17.650
26.	CABRAL	Madalena	 CDACM				II	3.4	2.0	5.40	3.6	4.4	2.8	3.8	6.300	4.0	4.2	4.0	4.6	5.900				0	17.600
27.	RODRIGUES	Soraia	 CRDM				II	3.0	1.8	4.80	4.4	4.2	4.7	2.9	5.700	3.0	3.4	3.1	3.2	6.850				0	17.350
28.	RODRIGUES	Diana	 CRDM				II	3.0	2.0	5.00	4.2	4.0	4.5	3.4	5.900	2.5	3.8	3.7	3.6	6.350				0	17.250
29.	ALVES	Luísa	 CDACM				II	3.4	1.2	4.60	3.7	4.4	4.3	3.4	6.000	3.7	3.5	3.6	3.9	6.350				0	16.950
30.	COSTA	Mariana	 CDN				II	3.2	2.3	5.50	2.9	4.5	4.6	3.8	5.850	3.3	4.9	4.6	4.2	5.600				0	16.950
31.	AFONSO	Luana	 CRDM				II	3.6	1.3	4.90	4.2	4.5	4.7	3.8	5.650	3.5	4.1	4.8	3.6	6.150				0	16.700
32.	VIEIRA	Lara	 CENAP				II	2.8	2.1	4.90	4.4	5.0	4.7	4.1	5.450	4.2	5.9	5.7	5.0	4.650				0	15.000
33.	OLIVEIRA	Carolina	 VCQ				II			0				0					0				0	0	

Lista de ginastas

Juniores Elite

Group A

- | | | | | |
|----|----------|-----------------------|---|------|
| 1. | HUSAK | Oleksandra |  | ACMC |
| 2. | BAPTISTA | M ^a Leonor |  | GCP |
| 3. | FREITAS | Carolina |  | GCP |
| 4. | TAVARES | Bruna |  | GCP |
| 5. | SANTOS | Mafalda |  | CRP |
| 6. | RIABETS | Oleksandra |  | GUI |







Painel de Juizes

Juniores Elite

JUNIORES ELITE		
	Júri 1 Arco / Fita	Júri 2 Bola / Maças
DB1	GABRIELA SALVADOR	PATRÍCIA JORGE
DB2	M ^a AMÉLIA PAREDES	ANDRÉ REIS
DA1	IDA PEREIRA	SANDRA NUNES
DA2	CATARINA SILVEIRA	AMANDA BATISTA
A1	RAQUEL LIMA	INÊS BASTOS
A2	JOÃO FERNANDES	GABRIELA BATISTA
A3	SUSANA MIGUEL	RITA ARAÚJO
A4	RENATA FILHÓ	SUSANA LÁZARO
E1	RAFAELA VIDAL	EMÍLIA COSTA
E2	PAULA SILVA	HELENA FERREIRA
E3	MARIANA VIDEIRA	M ^a FERNANDA TRIGO
E4	ÂNGELA LIMA	LARA CARVALHO
JR1	SARA MONTEIRO	
JR2	CARLA ANDRADE	
DT	MIGUELA CARRIÇO	

Resultados All Around

Juniores Elite

Place	Surname	Name	Repr.	Year	Level	Coach	DB	DA	D	A1	A2	A3	A4	A	E1	E2	E3	E4	E	pD1	L1	L2	T	P	Total							
1.	FREITAS	Carolina					○ (1)	7.7	4.6	12.30	1.6	1.6	1.9	1.8	8.300	1.4	1.8	1.9	2.5	8.150					0	28.750	111.850					
							(1)	7.2	4.2	11.40	1.9	2.3	2.2	1.9	7.950	1.9	2.3	2.2	2.2	7.800										0	27.150	
							⊗ (1)	8.1	3.3	11.40	1.1	1.9	1.9	2.4	8.100	2.3	2.5	2.3	2.6	7.600											0	27.100
							● (1)	7.6	5.8	13.40	2.0	2.8	2.3	2.5	7.600	2.4	1.9	1.9	2.5	7.850											0	28.850
2.	BAPTISTA Mª Leonor						○ (2)	7.6	3.6	11.20	2.0	2.4	1.9	1.7	8.050	2.2	2.4	1.9	2.1	7.850						0	27.100	105.700				
							(5)	5.6	4.0	9.60	2.2	2.9	2.9	3.1	7.100	2.6	3.1	3.9	3.0	6.950		0.3		0.30					23.350			
							⊗ (2)	6.8	3.7	10.50	1.4	2.5	1.6	1.8	8.300	2.0	2.0	2.1	2.4	7.950										0	26.750	
							● (2)	6.9	6.0	12.90	2.4	2.4	2.6	1.9	7.600	2.0	1.8	2.0	2.0	8.000										0	28.500	
3.	HUSAK	Oleksandra					○ (3)	6.9	4.9	11.80	2.4	2.4	2.2	2.9	7.600	2.6	2.8	2.4	3.0	7.300		0.6		0.60			26.100	104.400				
							(2)	7.6	4.2	11.80	2.8	2.9	2.6	2.8	7.200	2.8	2.4	2.9	2.0	7.400									0	26.400		
							⊗ (3)	6.6	4.2	10.80	2.5	2.8	2.6	1.6	7.450	2.9	2.2	2.4	2.9	7.350										0	25.600	
							● (3)	7.2	4.0	11.20	2.3	2.6	2.2	2.0	7.750	2.4	3.0	2.8	2.5	7.350										0	26.300	
4.	SANTOS	Mafalda					○ (4)	6.1	4.0	10.10	2.7	2.5	1.8	2.0	7.750	2.7	3.3	2.9	2.9	7.100		0.3		0.30			24.650	97.450				
							(3)	6.3	3.7	10.00	3.2	3.2	2.8	3.0	6.900	2.8	3.4	3.2	3.1	6.850									0	23.750		
							⊗ (4)	6.4	3.3	9.70	3.0	3.1	2.6	2.0	7.200	3.4	2.9	3.0	3.2	6.900										0	23.800	
							● (4)	7.1	4.1	11.20	3.3	3.3	3.8	2.9	6.700	2.7	2.6	2.4	3.0	7.350										0	25.250	
5.	RIABETS	Oleksandra					○ (6)	4.9	3.1	8.00	2.9	2.8	2.8	2.7	7.200	3.4	3.3	3.2	2.8	6.750		0.3		0.30			21.650	91.400				
							(4)	5.5	4.0	9.50	2.7	3.4	3.8	3.0	6.800	2.8	3.1	2.1	2.7	7.250									0	23.550		
							⊗ (5)	4.8	3.3	8.10	3.0	3.4	2.8	2.7	7.100	3.2	3.6	2.9	3.1	6.850									0	22.050		
							● (5)	4.4	4.6	9.00	2.1	3.3	2.7	2.4	7.450	2.4	2.4	2.2	2.2	7.700									0	24.150		
6.	TAVARES	Bruna					○ (5)	5.0	3.7	8.70	2.0	2.7	2.3	2.6	7.550	2.6	1.8	2.4	2.5	7.550						0	23.800	88.850				
							(6)	4.6	3.2	7.80	2.7	3.2	3.8	3.4	6.700	3.5	3.3	4.6	4.0	6.250		0.6		0.60					20.150			
							⊗ (6)	5.0	2.9	7.90	1.9	2.5	2.6	2.7	7.450	3.5	2.6	3.1	3.5	6.700									0	22.050		
							● (6)	5.0	4.1	9.10	2.6	3.0	2.4	2.9	7.250	2.3	2.9	2.9	3.1	7.100		0.6		0.60						22.850		



Resultados Arco

Juniores Elite

Place	Surname	Name	Repr.	Year	Level	Coach	DB	DA	D	A1	A2	A3	A4	A	E1	E2	E3	E4	E	pD1	L1	L2	T	P
1.	FREITAS	Carolina	 GCP				○ 7.7	4.6	12.30	1.6	1.6	1.9	1.8	8.300	1.4	1.8	1.9	2.5	8.150				0	28.750
2.	BAPTISTA M ^a	Leonor	 GCP				○ 7.6	3.6	11.20	2.0	2.4	1.9	1.7	8.050	2.2	2.4	1.9	2.1	7.850				0	27.100
3.	HUSAK	Oleksandra	 ACMC				○ 6.9	4.9	11.80	2.4	2.4	2.2	2.9	7.600	2.6	2.8	2.4	3.0	7.300		0.6		0.60	26.100
4.	SANTOS	Mafalda	 CRP				○ 6.1	4.0	10.10	2.7	2.5	1.8	2.0	7.750	2.7	3.3	2.9	2.9	7.100		0.3		0.30	24.650
5.	TAVARES	Bruna	 GCP				○ 5.0	3.7	8.70	2.0	2.7	2.3	2.6	7.550	2.6	1.8	2.4	2.5	7.550				0	23.800
6.	RIABETS	Oleksandra	 GUI				○ 4.9	3.1	8.00	2.9	2.8	2.8	2.7	7.200	3.4	3.3	3.2	2.8	6.750		0.3		0.30	21.650







Resultados Bola

Juniores Elite

Place	Surname	Name	Repr.	Year	Level	Coach	DB	DA	D	A1	A2	A3	A4	A	E1	E2	E3	E4	E	pD1	L1	L2	T	P	
1.	FREITAS	Carolina	 GCP				●	7.6	5.8	13.40	2.0	2.8	2.3	2.5	7.600	2.4	1.9	1.9	2.5	7.850				0	28.850
2.	BAPTISTA M ^a	Leonor	 GCP				●	6.9	6.0	12.90	2.4	2.4	2.6	1.9	7.600	2.0	1.8	2.0	2.0	8.000				0	28.500
3.	HUSAK	Oleksandra	 ACMC				●	7.2	4.0	11.20	2.3	2.6	2.2	2.0	7.750	2.4	3.0	2.8	2.5	7.350				0	26.300
4.	SANTOS	Mafalda	 CRP				●	7.1	4.1	11.20	3.3	3.3	3.8	2.9	6.700	2.7	2.6	2.4	3.0	7.350				0	25.250
5.	RIABETS	Oleksandra	 GUI				●	4.4	4.6	9.00	2.1	3.3	2.7	2.4	7.450	2.4	2.4	2.2	2.2	7.700				0	24.150
6.	TAVARES	Bruna	 GCP				●	5.0	4.1	9.10	2.6	3.0	2.4	2.9	7.250	2.3	2.9	2.9	3.1	7.100	0.6		0.60	0.60	22.850













Resultados Maças

Juniores Elite

Place	Surname	Name	Repr.	Year	Level	Coach	DB	DA	D	A1	A2	A3	A4	A	E1	E2	E3	E4	E	pD1	L1	L2	T	P	
1.	FREITAS	Carolina	 GCP					7.2	4.2	11.40	1.9	2.3	2.2	1.9	7.950	1.9	2.3	2.2	2.2	7.800				0	27.150
2.	HUSAK	Oleksandra	 ACMC					7.6	4.2	11.80	2.8	2.9	2.6	2.8	7.200	2.8	2.4	2.9	2.0	7.400				0	26.400
3.	SANTOS	Mafalda	 CRP					6.3	3.7	10.00	3.2	3.2	2.8	3.0	6.900	2.8	3.4	3.2	3.1	6.850				0	23.750
4.	RIABETS	Oleksandra	 GUI					5.5	4.0	9.50	2.7	3.4	3.8	3.0	6.800	2.8	3.1	2.1	2.7	7.250				0	23.550
5.	BAPTISTA M ^a	Leonor	 GCP					5.6	4.0	9.60	2.2	2.9	2.9	3.1	7.100	2.6	3.1	3.9	3.0	6.950		0.3		0.30	23.350
6.	TAVARES	Bruna	 GCP					4.6	3.2	7.80	2.7	3.2	3.8	3.4	6.700	3.5	3.3	4.6	4.0	6.250		0.6		0.60	20.150

Resultados Fita

Juniores Elite

Place	Surname	Name	Repr.	Year	Level	Coach	DB	DA	D	A1	A2	A3	A4	A	E1	E2	E3	E4	E	pD1	L1	L2	T	P	
1.	FREITAS	Carolina	 GCP				 8.1	3.3	11.40	1.1	1.9	1.9	2.4	8.100	2.3	2.5	2.3	2.6	7.600					0	27.100
2.	BAPTISTA	M ^a Leonor	 GCP				 6.8	3.7	10.50	1.4	2.5	1.6	1.8	8.300	2.0	2.0	2.1	2.4	7.950					0	26.750
3.	HUSAK	Oleksandra	 ACMC				 6.6	4.2	10.80	2.5	2.8	2.6	1.6	7.450	2.9	2.2	2.4	2.9	7.350					0	25.600
4.	SANTOS	Mafalda	 CRP				 6.4	3.3	9.70	3.0	3.1	2.6	2.0	7.200	3.4	2.9	3.0	3.2	6.900					0	23.800
5.	RIABETS	Oleksandra	 GUI				 4.8	3.3	8.10	3.0	3.4	2.8	2.7	7.100	3.2	3.6	2.9	3.1	6.850					0	22.050
6.	TAVARES	Bruna	 GCP				 5.0	2.9	7.90	1.9	2.5	2.6	2.7	7.450	3.5	2.6	3.1	3.5	6.700					0	22.050

Resultados Equipas














Juniiores e Juniores Elite

Resultados Equipas CN 1ª divisão 2023 - Juniores e Juniores Elite				
Clube	Ginastas	Total Ginasta	Total Equipa	Classificação
GCP	Beatriz Nascimento	44,000	150,350	1
	Carolina Freitas	55,900		
	Leonor Baptista	50,450		
SAD	Marta Leal	44,200	133,300	2
	Margarida Andrade	44,050		
	Madalena Marques	45,050		
BFC	Clara Cabanes	41,550	118,100	3
	Rita Fernandes	40,350		
	Margarida Teixeira	36,200		
CDACM	Mariana Ferreira	35,100	112,250	4
	Madalena Cabral	38,300		
	Luísa Alves	38,850		
CRDM	Luana Afonso	33,000	104,000	5
	Diana Rodrigues	36,200		
	Soaraia Rodrigues	34,800		

Lista de ginastas

Seniores

Group A

1.	FINS	Margarida		CDACM
2.	DENIZ	Christiana		CSSPF
3.	LOPES	Márcia		GCP
4.	FALÉ	Matilde		SAD
5.	MARTINS	Leonor		SAD
6.	VENTURA	Ana		BFC
7.	ALBERTO	Leua		SAD
8.	NOVIKOVA	Carina		SAD
9.	HENRIQUES	Joana		CENAP
10.	DIAS	Madalena		SAD
11.	CANHOTO	Inês		CIRM
12.	MORAIS	Mariana		CSSPF
13.	SOBRAL	Diana		CRF
14.	GOMES	Luana		SFUAP
15.	MARQUES	Mafalda		SAD
16.	AMORIM	Sofia		AAE

















Painel de Juizes

Seniores

SENIORES		
	Júri 1 Bola	Júri 2 Fita
DB1	IDA PEREIRA	AMANDA BATISTA
DB2	SANDRA NUNES	INÊS BASTOS
DA1	ANDRÉ REIS	GABRIELA SALVADOR
DA2	EMÍLIA COSTA	PATRÍCIA JORGE
A1	CATARINA SILVEIRA	M ^a AMÉLIA PAREDES
A2	PAULA SILVA	RAFAELA VIDAL
A3	MARIANA VIDEIRA	HELENA FERREIRA
A4	M ^a FERNANDA TRIGO	ÂNGELA LIMA
E1	RAQUEL LIMA	JOÃO FERNANDES
E2	GABRIELA BATISTA	SUSANA MIGUEL
E3	RITA ARAÚJO	RENATA FILHÓ
E4	SUSANA LÁZARO	LARA CARVALHO
JR1	SARA MONTEIRO	
JR2	CARLA ANDRADE	
DT	MIGUELA CARRIÇO	

















Resultados All Around

Seniores

Place	Surname	Name	Repr.	Year	Level	Coach	DB	DA	D	A1	A2	A3	A4	A	E1	E2	E3	E4	E	pD1	L1	L2	T	P	Total			
1.	MARQUES	Mafalda	 SAD				● (1)	5.0	4.8	9.80	2.7	2.9	3.6	2.5	7.200	2.3	2.6	2.5	3.3	7.450					0	24.450	46.250	
							⊗ (1)	5.3	2.7	8.00	3.4	2.4	3.2	3.1	6.850	4.1	2.7	3.1	3.0	6.950								
2.	AMORIM	Sofia	 AAE				● (2)	5.0	4.2	9.20	2.4	2.8	3.0	2.2	7.400	3.0	2.3	2.2	1.9	7.750					0	24.350	46.150	
							⊗ (2)	4.9	3.4	8.30	3.3	2.4	2.8	4.2	6.950	3.5	3.8	3.4	3.3	6.550								0
3.	DIAS	Madalena	 SAD				● (4)	4.8	4.3	9.10	2.2	3.0	2.5	2.2	7.650	3.6	2.5	3.4	2.7	6.950					0	23.700	43.150	
							⊗ (5)	4.2	3.2	7.40	3.9	3.4	3.9	3.5	6.300	3.9	3.8	4.0	4.6	6.050			0.3				0.30	
4.	ALBERTO	Leua	 SAD				● (3)	5.0	4.5	9.50	2.0	2.8	3.1	2.7	7.250	2.9	2.9	2.4	2.8	7.150					0	23.900	42.950	
							⊗ (6)	3.3	3.3	6.60	3.6	3.0	3.1	3.4	6.750	4.6	4.2	3.8	3.2	6.000			0.3				0.30	
5.	FALÉ	Matilde	 SAD				● (5)	4.1	4.2	8.30	2.7	2.4	2.7	2.3	7.450	3.7	3.8	2.9	3.0	6.650					0	22.400	41.250	
							⊗ (8)	3.6	2.6	6.20	3.1	3.4	3.6	4.4	6.500	4.2	3.5	4.2	3.1	6.150								0
6.	CANHOTO	Inês	 CIRM				● (9)	4.1	3.9	8.00	3.4	3.7	3.9	0.3	6.450	3.7	4.0	3.3	3.7	6.300					0	20.750	41.200	
							⊗ (3)	3.5	4.1	7.60	3.0	2.8	2.9	4.4	7.050	4.4	4.0	2.8	4.4	5.800								0
7.	DENIZ	Christiana	 CSSPF				● (6)	4.0	4.3	8.30	3.0	3.3	3.7	2.8	6.850	3.8	3.0	3.2	2.5	6.900					0	22.050	41.000	
							⊗ (7)	4.1	1.8	5.90	3.2	3.0	3.7	3.4	6.700	3.5	3.8	3.0	4.3	6.350								0
8.	LOPES	Márcia	 GCP				● (7)	5.5	1.8	7.30	2.6	3.5	2.8	3.1	7.050	2.8	2.3	3.5	3.3	6.950					0	21.300	39.750	
							⊗ (9)	2.9	2.9	5.80	3.1	3.3	3.2	4.3	6.750	4.2	3.4	4.0	4.4	5.900								0
9.	NOVIKOVA	Carina	 SAD				● (8)	3.6	3.6	7.20	2.8	3.2	2.9	3.4	6.950	3.4	3.4	2.6	2.8	6.900					0	21.050	39.350	
							⊗ (11)	2.9	3.0	5.90	4.0	2.0	4.0	3.8	6.100	4.0	3.5	3.9	2.9	6.300								0
10.	HENRIQUES	Joana	 CENAP				● (10)	3.4	4.0	7.40	3.7	3.3	3.7	2.9	6.500	4.6	3.8	5.5	4.2	5.600					0	19.500	39.250	
							⊗ (4)	3.0	3.3	6.30	3.1	2.6	3.0	3.3	6.950	3.7	3.9	3.3	3.3	6.500								0
11.	VENTURA	Ana	 BFC				● (11)	3.0	4.2	7.20	3.3	4.9	4.2	3.4	6.200	4.3	4.3	4.7	3.8	5.700					0	19.100	37.550	
							⊗ (10)	4.5	2.4	6.90	4.0	4.3	3.7	4.3	5.850	4.4	4.2	4.7	3.0	5.700								0
12.	MORAIS	Mariana	 CSSPF				● (14)	3.0	2.5	5.50	3.5	4.0	3.4	3.6	6.450	4.0	3.0	4.3	3.2	6.400					0	18.350	35.950	
							⊗ (12)	2.9	1.9	4.80	4.0	3.3	3.6	3.5	6.450	4.4	3.7	3.2	3.6	6.350								0
13.	FINS	Margarida	 CDACM				● (13)	4.1	2.6	6.70	3.0	4.1	4.0	3.1	6.450	4.6	3.9	4.0	4.5	5.750		0.3			0.30		18.600	35.850
							⊗ (13)	2.6	3.0	5.60	3.1	4.6	3.6	4.0	6.200	4.6	4.1	4.8	4.5	5.450								0
14.	SOBRAL	Diana	 CRF				● (12)	3.7	2.4	6.10	3.4	3.3	3.2	3.1	6.750	4.0	3.7	3.9	3.0	6.200					0	19.050	35.350	
							⊗ (14)	2.1	2.1	4.20	3.4	3.3	3.1	3.9	6.650	4.3	4.8	3.6	5.2	5.450								0
15.	MARTINS	Leonor	 SAD				● (15)	3.8	2.6	6.40	4.0	4.1	4.1	3.3	5.950	4.0	3.7	4.8	4.8	5.600					0	17.950	33.450	
							⊗ (15)	2.5	1.8	4.30	3.5	4.1	3.8	3.9	6.150	4.7	4.4	4.6	4.9	5.350			0.3				0.30	
16.	GOMES	Luana	 SFUAP				● (16)			0				0					0					0	∅	0		
							⊗ (16)			0				0					0									0

































Resultados Bola

Seniores

Place	Surname	Name	Repr.	Year	Level	Coach	DB	DA	D	A1	A2	A3	A4	A	E1	E2	E3	E4	E	pD1	L1	L2	T	P	
1.	MARQUES	Mafalda	 SAD				●	5.0	4.8	9.80	2.7	2.9	3.6	2.5	7.200	2.3	2.6	2.5	3.3	7.450				0	24.450
2.	AMORIM	Sofia	 AAE				●	5.0	4.2	9.20	2.4	2.8	3.0	2.2	7.400	3.0	2.3	2.2	1.9	7.750				0	24.350
3.	ALBERTO	Leua	 SAD				●	5.0	4.5	9.50	2.0	2.8	3.1	2.7	7.250	2.9	2.9	2.4	2.8	7.150				0	23.900
4.	DIAS	Madalena	 SAD				●	4.8	4.3	9.10	2.2	3.0	2.5	2.2	7.650	3.6	2.5	3.4	2.7	6.950				0	23.700
5.	FALÉ	Matilde	 SAD				●	4.1	4.2	8.30	2.7	2.4	2.7	2.3	7.450	3.7	3.8	2.9	3.0	6.650				0	22.400
6.	DENIZ	Christiana	 CSSPF				●	4.0	4.3	8.30	3.0	3.3	3.7	2.8	6.850	3.8	3.0	3.2	2.5	6.900				0	22.050
7.	LOPES	Márcia	 GCP				●	5.5	1.8	7.30	2.6	3.5	2.8	3.1	7.050	2.8	2.3	3.5	3.3	6.950				0	21.300
8.	NOVIKOVA	Carina	 SAD				●	3.6	3.6	7.20	2.8	3.2	2.9	3.4	6.950	3.4	3.4	2.6	2.8	6.900				0	21.050
9.	CANHOTO	Inês	 CIRM				●	4.1	3.9	8.00	3.4	3.7	3.9	0.3	6.450	3.7	4.0	3.3	3.7	6.300				0	20.750
10.	HENRIQUES	Joana	 CENAP				●	3.4	4.0	7.40	3.7	3.3	3.7	2.9	6.500	4.6	3.8	5.5	4.2	5.600				0	19.500
11.	VENTURA	Ana	 BFC				●	3.0	4.2	7.20	3.3	4.9	4.2	3.4	6.200	4.3	4.3	4.7	3.8	5.700				0	19.100
12.	SOBRAL	Diana	 CRF				●	3.7	2.4	6.10	3.4	3.3	3.2	3.1	6.750	4.0	3.7	3.9	3.0	6.200				0	19.050
13.	FINS	Margarida	 CDACM				●	4.1	2.6	6.70	3.0	4.1	4.0	3.1	6.450	4.6	3.9	4.0	4.5	5.750	0.3		0.30		18.600
14.	MORAIS	Mariana	 CSSPF				●	3.0	2.5	5.50	3.5	4.0	3.4	3.6	6.450	4.0	3.0	4.3	3.2	6.400				0	18.350
15.	MARTINS	Leonor	 SAD				●	3.8	2.6	6.40	4.0	4.1	4.1	3.3	5.950	4.0	3.7	4.8	4.8	5.600				0	17.950
16.	GOMES	Luana	 SFUAP				●			0				0					0				0	∅	

Resultados Fita

Seniores

Place	Surname	Name	Repr.	Year	Level	Coach	DB	DA	D	A1	A2	A3	A4	A	E1	E2	E3	E4	E	pD1	L1	L2	T	P	
1.	MARQUES	Mafalda	 SAD					5.3	2.7	8.00	3.4	2.4	3.2	3.1	6.850	4.1	2.7	3.1	3.0	6.950				0	21.800
2.	AMORIM	Sofia	 AAE					4.9	3.4	8.30	3.3	2.4	2.8	4.2	6.950	3.5	3.8	3.4	3.3	6.550				0	21.800
3.	CANHOTO	Inês	 CIRM					3.5	4.1	7.60	3.0	2.8	2.9	4.4	7.050	4.4	4.0	2.8	4.4	5.800				0	20.450
4.	HENRIQUES	Joana	 CENAP					3.0	3.3	6.30	3.1	2.6	3.0	3.3	6.950	3.7	3.9	3.3	3.3	6.500				0	19.750
5.	DIAS	Madalena	 SAD					4.2	3.2	7.40	3.9	3.4	3.9	3.5	6.300	3.9	3.8	4.0	4.6	6.050	0.3		0.30		19.450
6.	ALBERTO	Leua	 SAD					3.3	3.3	6.60	3.6	3.0	3.1	3.4	6.750	4.6	4.2	3.8	3.2	6.000	0.3		0.30		19.050
7.	DENIZ	Christiana	 CSSPF					4.1	1.8	5.90	3.2	3.0	3.7	3.4	6.700	3.5	3.8	3.0	4.3	6.350				0	18.950
8.	FALÉ	Matilde	 SAD					3.6	2.6	6.20	3.1	3.4	3.6	4.4	6.500	4.2	3.5	4.2	3.1	6.150				0	18.850
9.	LOPES	Márcia	 GCP					2.9	2.9	5.80	3.1	3.3	3.2	4.3	6.750	4.2	3.4	4.0	4.4	5.900				0	18.450
10.	VENTURA	Ana	 BFC					4.5	2.4	6.90	4.0	4.3	3.7	4.3	5.850	4.4	4.2	4.7	3.0	5.700				0	18.450
11.	NOVIKOVA	Carina	 SAD					2.9	3.0	5.90	4.0	2.0	4.0	3.8	6.100	4.0	3.5	3.9	2.9	6.300				0	18.300
12.	MORAIS	Mariana	 CSSPF					2.9	1.9	4.80	4.0	3.3	3.6	3.5	6.450	4.4	3.7	3.2	3.6	6.350				0	17.600
13.	FINS	Margarida	 CDACM					2.6	3.0	5.60	3.1	4.6	3.6	4.0	6.200	4.6	4.1	4.8	4.5	5.450				0	17.250
14.	SOBRAL	Diana	 CRF					2.1	2.1	4.20	3.4	3.3	3.1	3.9	6.650	4.3	4.8	3.6	5.2	5.450				0	16.300
15.	MARTINS	Leonor	 SAD					2.5	1.8	4.30	3.5	4.1	3.8	3.9	6.150	4.7	4.4	4.6	4.9	5.350	0.3		0.30		15.500
16.	GOMES	Luana	 SFUAP							0				0					0				0	0	

Lista de ginastas

Seniores Elite

Group A

1.	LAGES	Madalena		BFC
2.	FORTES	Joana		CDRV
3.	ARAÚJO	Rita		GCP
4.	PINHEIRO	Joana		GCP
5.	ARAÚJO	Carlota		SAD
6.	CASTRO	Matilde		EGA
7.	SELETCAIA	Elisabete		ACMC
8.	SMERTENIUK	Sofia		GUI

Painel de Juizes

Seniores Elite

SENIORES ELITE		
	Júri 1 Arco / Bola	Júri 2 Maças / Fita
DB1	IDA PEREIRA	AMANDA BATISTA
DB2	SANDRA NUNES	INÊS BASTOS
DA1	ANDRÉ REIS	GABRIELA SALVADOR
DA2	EMÍLIA COSTA	PATRÍCIA JORGE
A1	CATARINA SILVEIRA	M ^a AMÉLIA PAREDES
A2	PAULA SILVA	RAFAELA VIDAL
A3	MARIANA VIDEIRA	HELENA FERREIRA
A4	M ^a FERNANDA TRIGO	ÂNGELA LIMA
E1	RAQUEL LIMA	JOÃO FERNANDES
E2	GABRIELA BATISTA	SUSANA MIGUEL
E3	RITA ARAÚJO	RENATA FILHÓ
E4	SUSANA LÁZARO	LARA CARVALHO
JR1	SARA MONTEIRO	
JR2	CARLA ANDRADE	
DT	MIGUELA CARRIÇO	









Resultados All Around

Seniores Elite

Place	Surname	Name	Repr.	Year	Level	Coach	DB	DA	D	A1	A2	A3	A4	A	E1	E2	E3	E4	E	pD1	L1	L2	T	P	Total							
1.	ARAÚJO	Rita	 GCP				○ (1)	9.5	5.9	15.40	2.3	2.2	1.8	2.5	7.750	1.9	2.0	2.0	2.4	8.000					0	31.150	126.000					
							(1)	9.4	5.5	14.90	1.5	1.4	1.8	1.9	8.350	1.5	1.4	1.7	1.7	8.400									0	31.650		
							● (1)	9.8	7.1	16.90	2.2	1.6	1.9	2.2	7.950	1.7	1.9	1.8	1.6	8.250										0	33.100	
							⊘ (1)	8.6	5.2	13.80	1.7	2.0	1.8	2.5	8.100	2.0	1.5	1.6	2.2	8.200										0	30.100	
2.	PINHEIRO	Joana	 GCP				○ (3)	9.4	4.4	13.80	2.9	2.9	2.2	2.5	7.300	1.9	2.1	2.6	1.9	8.000						0	29.100	117.150				
							(3)	8.8	4.4	13.20	2.1	2.4	2.7	2.5	7.550	2.9	2.3	2.6	2.6	7.400								0	28.150			
							● (2)	9.5	5.2	14.70	2.0	2.1	1.8	2.7	7.950	1.6	2.0	1.4	2.0	8.200									0	30.850		
							⊘ (2)	8.4	5.0	13.40	1.8	1.7	2.4	2.7	7.900	2.2	2.1	2.3	2.6	7.750									0	29.050		
3.	SMERTENIUK Sofia		 GUI				○ (2)	8.2	5.0	13.20	2.8	1.8	1.9	1.6	8.150	2.0	2.0	1.7	1.5	8.150						0	29.500	108.100				
							(4)	8.0	3.8	11.80	2.4	1.9	2.5	2.4	7.600	3.0	1.7	2.5	2.5	7.500								0	26.900			
							● (4)	6.5	6.1	12.60	2.9	2.8	2.0	2.6	7.300	2.8	2.2	2.6	2.1	7.600									0	27.500		
							⊘ (5)	6.0	4.2	10.20	2.5	3.2	3.1	2.6	7.150	3.5	2.9	2.6	3.4	6.850									0	24.200		
4.	LAGES	Madalena	 BFC				○ (5)	7.5	5.4	12.90	3.0	3.1	2.5	2.2	7.250	2.9	2.6	2.6	2.6	7.400		0.6				0.60	26.950	107.050				
							(2)	9.1	3.8	12.90	3.0	2.1	2.3	2.6	7.550	2.7	2.3	2.2	2.3	7.700								0	28.150			
							● (6)	7.5	4.6	12.10	3.7	3.5	3.1	2.9	6.700	3.6	3.2	5.0	3.6	6.400									0	25.200		
							⊘ (3)	8.9	4.1	13.00	2.5	2.2	2.4	2.4	7.600	3.3	3.8	2.9	3.9	6.450							0.3		0.30	26.750		
5.	ARAÚJO	Carlota	 SAD				○ (6)	7.8	3.9	11.70	2.9	3.0	2.6	2.9	7.100	2.6	2.5	2.7	2.8	7.350						0	26.150	103.150				
							(5)	7.0	3.7	10.70	2.6	3.2	2.6	2.0	7.400	2.6	2.2	2.1	2.6	7.600								0	25.700			
							● (3)	8.1	4.6	12.70	2.9	2.5	2.5	2.5	7.500	2.0	2.4	2.2	2.1	7.850									0	28.050		
							⊘ (7)	6.7	2.6	9.30	2.9	2.5	2.7	2.9	7.200	3.4	3.1	3.4	3.1	6.750									0	23.250		
6.	SELETCAIA	Elisabete	 ACMC				○ (7)	6.8	5.2	12.00	2.8	3.0	2.8	3.5	7.100	3.5	2.5	3.0	2.7	7.150		0.3				0.30	25.950	101.000				
							(6)	6.1	3.7	9.80	2.5	3.0	2.8	2.8	7.200	3.1	2.8	3.2	3.1	6.900								0	23.900			
							● (7)	7.0	4.8	11.80	3.3	3.3	2.9	3.3	6.700	3.5	3.3	3.2	3.1	6.750						0.6		0.60	24.650			
							⊘ (4)	7.6	3.7	11.30	2.6	1.8	2.7	3.0	7.350	3.0	1.7	1.8	2.5	7.850									0	26.500		
7.	CASTRO	Matilde	 EGA				○ (4)	7.3	5.5	12.80	2.5	2.7	2.4	3.7	7.400	3.0	2.4	2.4	2.1	7.600						0	27.800	100.100				
							(7)	5.2	3.9	9.10	2.8	2.6	2.5	2.8	7.300	2.8	3.0	2.0	2.4	7.400								0	23.800			
							● (5)	6.2	5.8	12.00	3.2	3.2	2.4	2.8	7.000	3.3	2.8	3.7	3.0	6.850						0.3		0.30	25.550			
							⊘ (8)	5.7	3.6	9.30	2.9	3.8	2.9	3.7	6.700	2.8	3.0	3.1	4.0	6.950									0	22.950		
8.	FORTES	Joana	 CDRV				○ (8)	5.2	4.3	9.50	3.0	2.6	2.7	2.2	7.350	4.8	3.4	4.3	3.0	6.150		0.3				0.30	22.700	92.450				
							(8)	5.1	3.5	8.60	2.6	3.3	2.2	3.2	7.100	3.9	2.9	3.0	2.8	7.050								0	22.750			
							● (8)	5.4	4.2	9.60	3.1	2.5	2.6	1.9	7.450	4.5	3.2	2.9	2.8	6.950						0.3		0.30	23.700			
							⊘ (6)	5.6	3.4	9.00	2.9	2.6	2.8	2.9	7.150	3.3	2.7	2.6	3.0	7.150									0	23.300		









Resultados Arco

Seniores Elite

Place	Surname	Name	Repr.	Year	Level	Coach	DB	DA	D	A1	A2	A3	A4	A	E1	E2	E3	E4	E	pD1	L1	L2	T	P	
1.	ARAÚJO	Rita	 GCP				○	9.5	5.9	15.40	2.3	2.2	1.8	2.5	7.750	1.9	2.0	2.0	2.4	8.000				0	31.150
2.	SMERTENIUK	Sofia	 GUI				○	8.2	5.0	13.20	2.8	1.8	1.9	1.6	8.150	2.0	2.0	1.7	1.5	8.150				0	29.500
3.	PINHEIRO	Joana	 GCP				○	9.4	4.4	13.80	2.9	2.9	2.2	2.5	7.300	1.9	2.1	2.6	1.9	8.000				0	29.100
4.	CASTRO	Matilde	 EGA				○	7.3	5.5	12.80	2.5	2.7	2.4	3.7	7.400	3.0	2.4	2.4	2.1	7.600				0	27.800
5.	LAGES	Madalena	 BFC				○	7.5	5.4	12.90	3.0	3.1	2.5	2.2	7.250	2.9	2.6	2.6	2.6	7.400	0.6			0.60	26.950
6.	ARAÚJO	Carlota	 SAD				○	7.8	3.9	11.70	2.9	3.0	2.6	2.9	7.100	2.6	2.5	2.7	2.8	7.350				0	26.150
7.	SELECAIA	Elisabete	 ACMC				○	6.8	5.2	12.00	2.8	3.0	2.8	3.5	7.100	3.5	2.5	3.0	2.7	7.150	0.3			0.30	25.950
8.	FORTES	Joana	 CDRV				○	5.2	4.3	9.50	3.0	2.6	2.7	2.2	7.350	4.8	3.4	4.3	3.0	6.150	0.3			0.30	22.700









Resultados Bola

Seniores Elite

Place	Surname	Name	Repr.	Year	Level	Coach	DB	DA	D	A1	A2	A3	A4	A	E1	E2	E3	E4	E	pD1	L1	L2	T	P	
1.	ARAÚJO	Rita	 GCP				●	9.8	7.1	16.90	2.2	1.6	1.9	2.2	7.950	1.7	1.9	1.8	1.6	8.250				0	33.100
2.	PINHEIRO	Joana	 GCP				●	9.5	5.2	14.70	2.0	2.1	1.8	2.7	7.950	1.6	2.0	1.4	2.0	8.200				0	30.850
3.	ARAÚJO	Carlota	 SAD				●	8.1	4.6	12.70	2.9	2.5	2.5	2.5	7.500	2.0	2.4	2.2	2.1	7.850				0	28.050
4.	SMERTENIUK	Sofia	 GUI				●	6.5	6.1	12.60	2.9	2.8	2.0	2.6	7.300	2.8	2.2	2.6	2.1	7.600				0	27.500
5.	CASTRO	Matilde	 EGA				●	6.2	5.8	12.00	3.2	3.2	2.4	2.8	7.000	3.3	2.8	3.7	3.0	6.850	0.3		0.30	0	25.550
6.	LAGES	Madalena	 BFC				●	7.5	4.6	12.10	3.7	3.5	3.1	2.9	6.700	3.6	3.2	5.0	3.6	6.400				0	25.200
7.	SELETCAIA	Elisabete	 ACMC				●	7.0	4.8	11.80	3.3	3.3	2.9	3.3	6.700	3.5	3.3	3.2	3.1	6.750	0.6		0.60	0	24.650
8.	FORTES	Joana	 CDRV				●	5.4	4.2	9.60	3.1	2.5	2.6	1.9	7.450	4.5	3.2	2.9	2.8	6.950	0.3		0.30	0	23.700

















Resultados Maças

Seniores Elite

Place	Surname	Name	Repr.	Year	Level	Coach	DB	DA	D	A1	A2	A3	A4	A	E1	E2	E3	E4	E	pD1	L1	L2	T	P	
1.	ARAÚJO	Rita	 GCP				II	9.4	5.5	14.90	1.5	1.4	1.8	1.9	8.350	1.5	1.4	1.7	1.7	8.400				0	31.650
2.	LAGES	Madalena	 BFC				II	9.1	3.8	12.90	3.0	2.1	2.3	2.6	7.550	2.7	2.3	2.2	2.3	7.700				0	28.150
3.	PINHEIRO	Joana	 GCP				II	8.8	4.4	13.20	2.1	2.4	2.7	2.5	7.550	2.9	2.3	2.6	2.6	7.400				0	28.150
4.	SMERTENIUK	Sofia	 GUI				II	8.0	3.8	11.80	2.4	1.9	2.5	2.4	7.600	3.0	1.7	2.5	2.5	7.500				0	26.900
5.	ARAÚJO	Carlota	 SAD				II	7.0	3.7	10.70	2.6	3.2	2.6	2.0	7.400	2.6	2.2	2.1	2.6	7.600				0	25.700
6.	SELETCAIA	Elisabete	 ACMC				II	6.1	3.7	9.80	2.5	3.0	2.8	2.8	7.200	3.1	2.8	3.2	3.1	6.900				0	23.900
7.	CASTRO	Matilde	 EGA				II	5.2	3.9	9.10	2.8	2.6	2.5	2.8	7.300	2.8	3.0	2.0	2.4	7.400				0	23.800
8.	FORTES	Joana	 CDRV				II	5.1	3.5	8.60	2.6	3.3	2.2	3.2	7.100	3.9	2.9	3.0	2.8	7.050				0	22.750

Resultados Fita

Seniores Elite

Place	Surname	Name	Repr.	Year	Level	Coach	DB	DA	D	A1	A2	A3	A4	A	E1	E2	E3	E4	E	pD1	L1	L2	T	P	
1.	ARAÚJO	Rita	 GCP					8.6	5.2	13.80	1.7	2.0	1.8	2.5	8.100	2.0	1.5	1.6	2.2	8.200				0	30.100
2.	PINHEIRO	Joana	 GCP					8.4	5.0	13.40	1.8	1.7	2.4	2.7	7.900	2.2	2.1	2.3	2.6	7.750				0	29.050
3.	LAGES	Madalena	 BFC					8.9	4.1	13.00	2.5	2.2	2.4	2.4	7.600	3.3	3.8	2.9	3.9	6.450	0.3			0.30	26.750
4.	SELETCAIA	Elisabete	 ACMC					7.6	3.7	11.30	2.6	1.8	2.7	3.0	7.350	3.0	1.7	1.8	2.5	7.850				0	26.500
5.	SMERTENIUK	Sofia	 GUI					6.0	4.2	10.20	2.5	3.2	3.1	2.6	7.150	3.5	2.9	2.6	3.4	6.850				0	24.200
6.	FORTES	Joana	 CDRV					5.6	3.4	9.00	2.9	2.6	2.8	2.9	7.150	3.3	2.7	2.6	3.0	7.150				0	23.300
7.	ARAÚJO	Carlota	 SAD					6.7	2.6	9.30	2.9	2.5	2.7	2.9	7.200	3.4	3.1	3.4	3.1	6.750				0	23.250
8.	CASTRO	Matilde	 EGA					5.7	3.6	9.30	2.9	3.8	2.9	3.7	6.700	2.8	3.0	3.1	4.0	6.950				0	22.950

Resultados Equipas

Seniores e Seniores Elite

Resultados Equipas CN 1ª divisão 2023 - Seniores e Seniores Elite				
Clube	Ginastas	Total Ginasta	Total Equipa	Classificação
GCP	Márcia Lopes	39,750	162,850	1
	Rita Araújo	63,200		
	Joana Pinheiro	59,900		
SAD	Mafalda Marques	46,250	140,700	2
	Carlota Araújo	51,300		
	Madalena Dias	43,150		