

CAMPEONATO NACIONAL BASE

Ginástica Artística Masculina e Feminina

17 | JUNHO
18 | 2023



RESULTADOS

Complexo Municipal de Ginástica da Maia

Organização:



Co-Organização:



ACRO CLUBE DA MAIA

Apoios Institucionais:



Apoios:



Campeonato Nacional de Base

Lista de Juizes

SENIORES				
	Saltos	Paralelas	Trave	Solo
D1/E1	Susana Benigno	Liliana Rodrigues	Marta Damásio	Joana Carvalho
D2/E2	Inês Grazina	Rute Melo	Diana Teixeira	Diana Ramalho
E3	Irene Teixeira	Ana Margarida Neves	Matilde David	Ana Raquel Patana
E4	-----	-----	Beatriz Lapa	Mafalda Magalhães

INICIADAS				
	Saltos	Paralelas	Trave	Solo
D1/E1	Joana Carvalho	Susana Benigno	Liliana Rodrigues	Rute Melo
D2/E2	Margarida Cidrais	Diana Teixeira	Ana Margarida Neves	Inês Grazina
E3	Matilde David	Ana Raquel Patana	Irene Teixeira	M ^a Castelo Branco
E4	-----	Beatriz Lapa	-----	-----

JUNIORES				
	Saltos	Paralelas	Trave	Solo
D1/E1	Marta Damásio	Joana Carvalho	Susana Benigno	Liliana Rodrigues
D2/E2	Diana Teixeira	Diana Ramalho	Mónica Reis	Rute Melo
E3	Mafalda Magalhães	Matilde David	Ana Raquel Patana	Irene Teixeira
E4	-----	M ^a Castelo Branco	Ana Gil	Beatriz Lapa

JUVENIS				
	Saltos	Paralelas	Trave	Solo
D1/E1	Liliana Rodrigues	Marta Damásio	Joana Carvalho	Susana Benigno
D2/E2	Diana Ramalho	Mónica Reis	Rute Melo	Diana Teixeira
E3	Ana Raquel Patana	Irene Teixeira	Mafalda Magalhães	Matilde David
E4	-----	Ana Gil	M ^a Castelo Branco	Beatriz Lapa

Group 1

1.	T1	#1	D'ASSUNÇÃO Camila	2013	–		CGF
2.	T1	#2	CRISTINA Matide	2012	–		CGF
3.	T1	#3	MARIANO Mariana	2013	–		CGF
4.	T1	#4	SHYICHUK Ariana	2012	–		CGF
5.	T1	#5	REIS Camila	2012	–		CGF
6.		#6	VIEIRA Marta	2012	–		CGE
7.		#7	LOURENÇO Luísa	2013	–		CGE

Group 2

1.	T2	#8	GONÇALVES Rita	2012	–		ACMaia
2.	T2	#9	LOPES Maria	2012	–		ACMaia
3.	T2	#10	SOUSA Cecilia	2013	–		ACMaia
4.	T2	#11	VERDE Maria	2013	–		ACMaia
5.	T2	#12	BUTTIN * Raphaele	2012	–		ACMaia
6.		#13	GASPAR Carolina	2012	–		CA4
7.		#14	FERNANDES Alice	2013	–		LGC

Group 3









1.	T3	#15	CASTRO Francisca	2013	–		CGG
2.	T3	#16	MARTINS Lara	2012	–		CGG
3.	T3	#17	BEIRÃO Carolina	2012	–		CGG
4.	T3	#18	MOURA Maria	2013	–		CGG
5.	T3	#19	PIRES Rafaela	2013	–		CGG
6.		#20	GONÇALVES Inês	2012	–		CGG
7.		#21	PINTO Margarida	2012	–		CGG

* ginasta estrangeira

Group 4

1.	#22	CERQUEIRA	Ema	2012	—		EGGaia
2.	#23	VIEIRA	Maria	2012	—		EGGaia
3.	T4 #24	MONSERRATE	Eva	2013	—		UDRZA
4.	T4 #25	PINHEIRO	Carminho	2013	—		UDRZA
5.	T4 #26	GIORDIMAINA	Ema	2013	—		UDRZA
6.	T4 #27	MOITA	Diana	2013	—		UDRZA
7.	T4 #28	MARREIROS	Carolina	2012	—		UDRZA

Group 5

1.	#29	PILAR	Jessica	2013	—		AGT
2.	#30	MARTINS	Victória	2013	—		AGT
3.	#31	OLIVEIRA	Margarida	2013	—		AGT
4.	T5 #32	F. SANTOS	Maria	2012	—		CARTI
5.	T5 #33	FERNANDES	Ana	2012	—		CARTI
6.	T5 #34	CUNHA	Ariana	2012	—		CARTI
7.	T5 #35	PIMENTA	Ana	2012	—		CARTI
8.	T5 #36	FERREIRA	Mara	2013	—		CARTI

Group 6

1.	T6 #37	ADREGA	Carolina	2012	—		GCP
2.	T6 #38	HENRIQUES	Maria	2013	—		GCP
3.	T6 #39	VIDEIRA	Rita	2013	—		GCP
4.	T6 #40	ROCHA	Benedita	2013	—		GCP
5.	T6 #41	BOTTE	Rita	2013	—		GCP
6.	#42	ARAÚJO	Teresa	2012	—		GCP
7.	#43	DIAS	Mel	2013	—		VDA

Group 7

1.	#44	LOPES	Mafalda	2012	—		AGJD	
2.	T7	#45	BRITO *	Nur	2012	—		CGA
3.	T7	#46	NAMORA	Clara	2012	—		CGA
4.	T7	#47	AFONSO	Mariana	2012	—		CGA
5.	T7	#48	SILVA	Matilde	2013	—		CGA
6.	T7	#49	QUELUZ	Clara	2013	—		CGA
7.	#50	SILVA	Lara	2012	—		CGOB	
8.	#51	SEMEDO	Lara	2012	—		CGOB	

Group 8




































1.	T8	#52	CORREIA	Laura	2013	—		CGTN
2.	T8	#53	CORCEIRO	Leonor	2012	—		CGTN
3.	T8	#54	SANTOS	Mariana	2013	—		CGTN
4.	T8	#55	RODRIGUES	Rita	2013	—		CGTN
5.	T8	#56	C. GONÇALVES	Leonor	2012	—		CGTN
6.	#57	LAZAREVA	Sofia	2013	—		CDN	
7.	#58	MARQUES	Maria	2013	—		CDN	









































Group 9









































1.	T9	#59	R. FERREIRA	Maria	2012	—	CBP
2.	T9	#60	PACHECO	Clara	2012	—	CBP
3.	T9	#61	MOREIRA	Mafalda	2012	—	CBP
4.	T9	#62	TEIXEIRA	Matilde	2012	—	CBP
5.	T9	#63	SOUSA	Rafaela	2012	—	CBP
6.	#64	LEITÃO	Maria	2013	—	CLAC	









































* ginasta estrangeira






				Coach		E1	E2	E3	E4	E5	E	D	Pen	Total	Total		
1.	#40	ROCHA	Benedita	2013			9.2	9.2	9.4			9.267	4.8		14.067	54.150	
						GCP		7.9	8.6	8.4	8.1		8.250	4.7			12.950
								8.3	8.3	8.0			8.200	6.1			14.300
								7.9	7.6	7.7			7.733	5.1			12.833
2.	#37	ADREGA	Carolina	2012			8.9	8.6	8.8			8.767	4.8		13.567	53.267	
						GCP		7.8	8.0	8.0	8.2		8.000	5.2			13.200
								8.0	7.7	7.4			7.700	4.9			12.600
								8.5	8.5	8.5			8.500	5.4			13.900
3.	#38	HENRIQUES	Maria	2013			9.0	8.9	9.2			9.033	4.8		13.833	53.250	
						GCP		8.4	8.5	7.5	7.9		8.150	4.7			12.850
								6.9	6.7	6.4			6.667	6.1			12.767
								8.0	8.1	8.5			8.200	5.6			13.800
4.	#41	BOTTE	Rita	2013			8.8	8.8	8.5			8.700	4.8		13.500	50.750	
						GCP		7.6	8.0	7.5	7.7		7.650	5.2			12.850
								6.1	5.9	5.5			5.833	5.8			11.633
								7.5	7.1	7.5			7.367	5.4			12.767
5.	#16	MARTINS	Lara	2012			8.5	8.6	8.8			8.633	4.8		13.433	50.417	
						CGG		7.7	8.2	8.4	7.7		7.950	3.7			11.650
								7.4	7.1	7.0			7.167	4.9			12.067
								8.5	8.4	8.8			8.567	4.7			13.267
6.	#78	MONTEIRO	Maria	2012			9.0	9.0	8.9			8.967	4.8	-0.1	13.667	50.233	
						BFC		8.2	7.6	8.5	7.8		8.000	4.2			12.200
								5.8	5.9	5.5			5.733	5.5			11.233
								8.1	8.5	8.7			8.433	4.7			13.133
7.	#59	R. FERREIRA	Maria	2012			8.7	9.0	8.6			8.767	4.8		13.567	50.017	
						CBP		8.5	8.0	8.8	7.9		8.250	4.4			12.650
								6.1	6.0	5.4			5.833	5.5			11.333
								6.9	6.8	7.2			6.967	5.6	-0.1		12.467






				Coach		E1	E2	E3	E4	E5	E	D	Pen	Total	Total
8.	#42	ARAÚJO	Teresa	2012			8.4	8.7	8.4		8.500	4.8		13.300	50.016
					GCP		7.8	7.9	8.2	8.2	8.050	4.2	12.250		
							7.4	7.1	6.9		7.133	4.7	11.833		
							8.0	8.1	7.7		7.933	4.7	12.633		
9.	#2	CRISTINA	Matide	2012			8.7	9.0	8.8		8.833	3.6		12.433	49.450
					CGF		7.5	8.2	8.6	7.9	8.050	3.7	11.750		
							7.3	7.7	7.4		7.467	4.7	12.167		
							8.5	8.4	8.3		8.400	4.7	13.100		
10.	#17	BEIRÃO	Carolina	2012			8.9	9.0	8.6		8.833	4.8		13.633	48.400
					CGG		8.0	7.6	8.2	7.2	7.800	4.4	12.200		
							6.8	6.7	6.6		6.700	3.9	10.600		
							7.9	8.0	7.4		7.767	4.2	11.967		
11.	#19	PIRES	Rafaela	2013			8.8	9.1	8.6		8.833	4.8		13.633	47.783
					CGG		7.5	8.0	7.8	7.7	7.750	3.7	11.450		
							7.0	6.9	7.0		6.967	4.7	11.667		
							6.9	6.8	6.5		6.733	4.3	11.033		
12.	#39	VIDEIRA	Rita	2013			8.8	8.5	8.9		8.733	4.0		12.733	47.633
					GCP		7.0	7.5	7.7	7.1	7.300	4.2	11.500		
							7.5	7.6	7.4		7.500	4.2	11.700		
							7.5	7.2	7.2		7.300	4.4	11.700		
13.	#15	CASTRO	Francisca	2013			8.2	8.5	8.5		8.400	4.8	-0.3	12.900	47.417
					CGG		7.7	7.6	8.2	8.2	7.950	3.7	11.650		
							8.2	8.1	8.3		8.200	2.2	10.400		
							7.1	7.1	6.4		6.867	5.6	12.467		
14.	#18	MOURA	Maria	2013			8.2	7.9	8.2		8.100	4.0		12.100	47.383
					CGG		7.9	8.0	7.7	7.8	7.850	2.2	10.050		
							8.0	8.0	7.8		7.933	4.7	12.633		
							7.9	8.1	7.7		7.900	4.7	12.600		
15.	#9	LOPES	Maria	2012			8.6	8.7	8.2		8.500	3.6		12.100	47.350
					ACMaia		9.0	9.1	8.9	8.9	8.950	2.2	11.150		
							7.7	7.5	7.2		7.467	4.7	12.167		
							8.0	8.1	8.6		8.233	3.7	11.933		

































				Coach		E1	E2	E3	E4	E5	E	D	Pen	Total	Total	
16.	#75	GOUVEIA	Madalena	2012			9.2	9.2	9.0			9.133	3.2		12.333	46.799
					FCG		9.3	9.3	9.0	9.1		9.200	2.2		11.400	
							7.6	7.9	8.0			7.833	4.2		12.033	
							7.6	7.3	7.1			7.333	3.7		11.033	
17.	#43	DIAS	Mel	2013			8.5	8.4	8.3			8.400	4.0		12.400	46.500
					VDA		7.6	7.1	7.2	8.0		7.400	3.7		11.100	
							7.2	7.1	6.9			7.067	4.7		11.767	
							7.5	7.2	7.9			7.533	3.7		11.233	
18.	#73	QUEIRÓS	Carlota	2012			9.4	9.4	9.3			9.367	1.6		10.967	45.917
					FCG		9.4	9.2	9.0	9.3		9.250	2.2		11.450	
							8.3	8.1	8.0			8.133	4.2		12.333	
							7.8	7.3	7.9			7.667	3.5		11.167	
19.	#79	NETO	Laura	2012			9.0	8.8	9.0			8.933	3.2		12.133	45.533
					BFC		7.5	7.9	7.7	8.2		7.800	2.2		10.000	
							7.8	7.7	7.6			7.700	4.7		12.400	
							7.5	7.4	7.0			7.300	3.7		11.000	
20.	#71	TÚLIO	Eva	2012			9.5	9.5	9.4			9.467	1.6		11.067	45.201
					FCG		9.1	9.0	9.1	9.1		9.100	2.2		11.300	
							7.4	7.2	7.2			7.267	4.2		11.467	
							7.9	7.5	7.6			7.667	3.7		11.367	
21.	#13	GASPAR	Carolina	2012			8.3	8.1	8.1			8.167	4.8		12.967	45.084
					CA4		6.2	7.0	6.7	6.6		6.650	3.0		9.650	
							6.8	6.3	6.7			6.600	3.3		9.900	
							7.9	8.0	7.7			7.867	4.7		12.567	
22.	#12	BUTTIN *	Raphaelle	2012			8.7	8.6	8.4			8.567	3.6		12.167	45.017
					ACMaia		8.8	9.7	8.3	8.5		8.650	2.2		10.850	
							7.3	7.3	7.4			7.333	3.2		10.533	
							6.8	6.8	9.7			7.767	3.7		11.467	
23.	#72	CORREIA	Bruna	2012			9.2	9.3	9.3			9.267	1.6		10.867	44.967
					FCG		9.0	9.2	8.9	9.2		9.100	2.2		11.300	
							7.9	7.8	7.8			7.833	3.7		11.533	
							7.4	7.5	7.8			7.567	3.7		11.267	










				Coach		E1	E2	E3	E4	E5	E	D	Pen	Total	Total
24. #5	REIS	Camila	2012	 CGF		8.4	8.2	8.5			8.367	3.6		11.967	44.850
						8.2	8.5	8.5	8.1	8.350	2.2	10.550			
						6.5	6.5	6.6		6.533	4.2	10.733			
						7.2	7.5	7.5		7.400	4.2	11.600			
25. #35	PIMENTA	Ana	2012	 CARTI		8.6	8.4	8.4			8.467	3.6		12.067	44.667
						7.3	7.4	7.6	7.7	7.500	3.2	10.700			
						7.0	7.1	6.9		7.000	4.2	11.200			
						7.3	7.0	6.7		7.000	3.7	10.700			
26. #61	MOREIRA	Mafalda	2012	 CBP		8.6	8.4	8.5			8.500	3.6		12.100	44.617
						7.8	7.7	8.0	7.7	7.750	3.7	11.450			
						5.6	5.5	5.6		5.567	4.7	10.267			
						6.6	6.8	6.4		6.600	4.2	10.800			
27. #74	CARTUCHO	Sofia	2013	 FCG		9.2	8.9	9.2			9.100	3.2		12.300	44.534
						8.2	8.4	8.4	8.2	8.300	2.2	10.500			
						6.1	5.9	5.9		5.967	4.2	10.167			
						7.7	8.0	7.9		7.867	3.7	11.567			
28. #10	SOUSA	Cecilia	2013	 ACMaia		8.7	8.5	8.7			8.633	3.2		11.833	44.483
						8.5	8.4	8.5	7.9	8.450	2.2	10.650			
						7.8	7.5	7.7		7.667	3.0	10.667			
						7.6	7.4	7.9		7.633	3.7	11.333			
29. #53	CORCEIRO	Leonor	2012	 CGTN		8.7	8.5	8.6			8.600	3.6		12.200	44.366
						7.8	7.3	8.1	7.8	7.800	2.2	10.000			
						7.8	7.3	7.2		7.433	3.5	10.933			
						7.3	6.7	7.1		7.033	4.2	11.233			
30. #23	VIEIRA	Maria	2012	 EGGaia		8.4	8.3	8.6			8.433	4.0		12.433	44.333
						8.7	9.0	8.9	8.9	8.900	2.2	11.100			
						6.6	6.8		6.6	6.667	3.8	10.467			
						6.5	7.0	6.4		6.633	3.7	10.333			
31. #81	ALBUQUERQUE	Leonor	2013	 BFC		9.1	8.9	9.1			9.033	3.2		12.233	44.316
						8.4	8.3	8.5	8.5	8.450	2.2	10.650			
						6.2	6.0	5.8		6.000	4.2	10.200			
						7.4	7.5	7.7		7.533	3.7	11.233			

				Coach		E1	E2	E3	E4	E5	E	D	Pen	Total	Total
32.	#22	CERQUEIRA	Ema	2012			8.1	8.1	8.4		8.200	3.6		11.800	44.233
					EGGaia		7.1	7.1	7.4	7.3	7.200	3.7		10.900	
							6.9	6.9	7.3		7.033	3.7		10.733	
							7.5	7.0	7.7		7.400	3.4		10.800	



























































					Coach		E1	E2	E3	E4	E5	E	D	Pen	Total	Total
1.	#40	ROCHA	Benedita	2013	 GCP		9.2	9.2	9.4			9.267	4.8		14.067	14.067
2.	#38	HENRIQUES	Maria	2013	 GCP		9.0	8.9	9.2			9.033	4.8		13.833	13.833
3.	#78	MONTEIRO	Maria	2012	 BFC		9.0	9.0	8.9			8.967	4.8	-0.1	13.667	13.667
4.	#17	BEIRÃO	Carolina	2012	 CGG		8.9	9.0	8.6			8.833	4.8		13.633	13.633
4.	#19	PIRES	Rafaela	2013	 CGG		8.8	9.1	8.6			8.833	4.8		13.633	13.633
6.	#37	ADREGA	Carolina	2012	 GCP		8.9	8.6	8.8			8.767	4.8		13.567	13.567
6.	#59	R. FERREIRA	Maria	2012	 CBP		8.7	9.0	8.6			8.767	4.8		13.567	13.567
8.	#41	BOTTE	Rita	2013	 GCP		8.8	8.8	8.5			8.700	4.8		13.500	13.500
9.	#16	MARTINS	Lara	2012	 CGG		8.5	8.6	8.8			8.633	4.8		13.433	13.433
10.	#42	ARAÚJO	Teresa	2012	 GCP		8.4	8.7	8.4			8.500	4.8		13.300	13.300
11.	#13	GASPAR	Carolina	2012	 CA4		8.3	8.1	8.1			8.167	4.8		12.967	12.967
12.	#15	CASTRO	Francisca	2013	 CGG		8.2	8.5	8.5			8.400	4.8	-0.3	12.900	12.900
13.	#39	VIDEIRA	Rita	2013	 GCP		8.8	8.5	8.9			8.733	4.0		12.733	12.733
13.	#51	SEMEDO	Lara	2012	 CGOB		8.9	8.8	8.5			8.733	4.0		12.733	12.733
15.	#66	GONÇALVES	Carlota	2012	 SpCP		8.8	8.8	8.5			8.700	4.0		12.700	12.700








				Coach		E1	E2	E3	E4	E5	E	D	Pen	Total	Total
16.	#2	CRISTINA	Matide	2012	  CGF	8.7	9.0	8.8			8.833	3.6		12.433	12.433
17.	#23	VIEIRA	Maria	2012	  EGGaia	8.4	8.3	8.6			8.433	4.0		12.433	12.433
18.	#43	DIAS	Mel	2013	  VDA	8.5	8.4	8.3			8.400	4.0		12.400	12.400
19.	#69	ALMEIDA	Ana	2012	  SpCP	9.2	9.0	9.3			9.167	3.2		12.367	12.367
20.	#75	GOUVEIA	Madalena	2012	  FCG	9.2	9.2	9.0			9.133	3.2		12.333	12.333
21.	#74	CARTUCHO	Sofia	2013	  FCG	9.2	8.9	9.2			9.100	3.2		12.300	12.300
22.	#20	GONÇALVES	Inês	2012	  CGG	8.2	8.3	8.4			8.300	4.0		12.300	12.300
23.	#77	COSTA	Sara	2012	  BFC	8.9	8.5	8.6			8.667	3.6		12.267	12.267
24.	#21	PINTO	Margarida	2012	  CGG	8.4	8.3	8.4			8.367	4.0	-0.1	12.267	12.267
25.	#76	SILVA *	Alice	2012	  GDAZ	9.1	8.9	9.1			9.033	3.2		12.233	12.233
25.	#81	ALBUQUERQUE	Leonor	2013	  BFC	9.1	8.9	9.1			9.033	3.2		12.233	12.233
27.	#57	LAZAREVA	Sofia	2013	  CDN	8.9	9.0	9.1			9.000	3.2		12.200	12.200
28.	#53	CORCEIRO	Leonor	2012	  CGTN	8.7	8.5	8.6			8.600	3.6		12.200	12.200
29.	#12	BUTTIN *	Raphaelle	2012	  ACMaia	8.7	8.6	8.4			8.567	3.6		12.167	12.167
29.	#80	MARTINS	Rita	2013	  BFC	8.8	8.7	8.2			8.567	3.6		12.167	12.167
31.	#79	NETO	Laura	2012	  BFC	9.0	8.8	9.0			8.933	3.2		12.133	12.133



























				Coach		E1	E2	E3	E4	E5	E	D	Pen	Total	Total
32.	#9	LOPES	Maria	2012	 	8.6	8.7	8.2			8.500	3.6		12.100	12.100
					ACMaia										
32.	#61	MOREIRA	Mafalda	2012	 	8.6	8.4	8.5			8.500	3.6		12.100	12.100
					CBP										
34.	#18	MOURA	Maria	2013	 	8.2	7.9	8.2			8.100	4.0		12.100	12.100
					CGG										
35.	#35	PIMENTA	Ana	2012	 	8.6	8.4	8.4			8.467	3.6		12.067	12.067
					CARTI										
36.	#24	MONSERRATE	Eva	2013	 	8.9	9.0	8.6			8.833	3.2		12.033	12.033
					UDRZA										































				Coach		E1	E2	E3	E4	E5	E	D	Pen	Total
1.	#37	ADREGA	Carolina	2012	 GCP		7.8	8.0	8.0	8.2	8.000	5.2		13.200
2.	#40	ROCHA	Benedita	2013	 GCP		7.9	8.6	8.4	8.1	8.250	4.7		12.950
3.	#38	HENRIQUES	Maria	2013	 GCP		8.4	8.5	7.5	7.9	8.150	4.7		12.850
4.	#41	BOTTE	Rita	2013	 GCP		7.6	8.0	7.5	7.7	7.650	5.2		12.850
5.	#59	R. FERREIRA	Maria	2012	 CBP		8.5	8.0	8.8	7.9	8.250	4.4		12.650
6.	#42	ARAÚJO	Teresa	2012	 GCP		7.8	7.9	8.2	8.2	8.050	4.2		12.250
7.	#78	MONTEIRO	Maria	2012	 BFC		8.2	7.6	8.5	7.8	8.000	4.2		12.200
8.	#17	BEIRÃO	Carolina	2012	 CGG		8.0	7.6	8.2	7.2	7.800	4.4		12.200
9.	#2	CRISTINA	Matide	2012	 CGF		7.5	8.2	8.6	7.9	8.050	3.7		11.750
10.	#15	CASTRO	Francisca	2013	 CGG		7.7	7.6	8.2	8.2	7.950	3.7		11.650
10.	#16	MARTINS	Lara	2012	 CGG		7.7	8.2	8.4	7.7	7.950	3.7		11.650
10.	#60	PACHECO	Clara	2012	 CBP		8.1	7.8	8.4	7.6	7.950	3.7		11.650
10.	#77	COSTA	Sara	2012	 BFC		8.0	7.6	8.1	7.9	7.950	3.7		11.650














					Coach		E1	E2	E3	E4	E5	E	D	Pen	Total
14.	#39	VIDEIRA	Rita	2013	 GCP		7.0	7.5	7.7	7.1		7.300	4.2		11.500
15.	#73	QUEIRÓS	Carlota	2012	 FCG		9.4	9.2	9.0	9.3		9.250	2.2		11.450
16.	#19	PIRES	Rafaela	2013	 CGG		7.5	8.0	7.8	7.7		7.750	3.7		11.450
16.	#61	MOREIRA	Mafalda	2012	 CBP		7.8	7.7	8.0	7.7		7.750	3.7		11.450
18.	#75	GOUVEIA	Madalena	2012	 FCG		9.3	9.3	9.0	9.1		9.200	2.2		11.400
19.	#71	TÚLIO	Eva	2012	 FCG		9.1	9.0	9.1	9.1		9.100	2.2		11.300
19.	#72	CORREIA	Bruna	2012	 FCG		9.0	9.2	8.9	9.2		9.100	2.2		11.300
21.	#50	SILVA	Lara	2012	 CGOB		7.4	7.8	7.4	7.9		7.600	3.7		11.300
22.	#9	LOPES	Maria	2012	 ACMaia		9.0	9.1	8.9	8.9		8.950	2.2		11.150
23.	#23	VIEIRA	Maria	2012	 EGGaia		8.7	9.0	8.9	8.9		8.900	2.2		11.100
24.	#43	DIAS	Mel	2013	 VDA		7.6	7.1	7.2	8.0		7.400	3.7		11.100
25.	#80	MARTINS	Rita	2013	 BFC		8.8	8.9	8.7	8.9		8.850	2.2		11.050
26.	#22	CERQUEIRA	Ema	2012	 EGGaia		7.1	7.1	7.4	7.3		7.200	3.7		10.900
27.	#12	BUTTIN *	Raphaelle	2012	 ACMaia		8.8	9.7	8.3	8.5		8.650	2.2		10.850
28.	#64	LEITÃO	Maria	2013	 CLAC		6.8	7.0	7.5	7.1		7.050	3.7		10.750





























					Coach		E1	E2	E3	E4	E5	E	D	Pen	Total
29.	#35	PIMENTA	Ana	2012	 CARTI		7.3	7.4	7.6	7.7		7.500	3.2		10.700
30.	#10	SOUSA	Cecilia	2013	 ACMaia		8.5	8.4	8.5	7.9		8.450	2.2		10.650
30.	#81	ALBUQUERQUE	Leonor	2013	 BFC		8.4	8.3	8.5	8.5		8.450	2.2		10.650
32.	#5	REIS	Camila	2012	 CGF		8.2	8.5	8.5	8.1		8.350	2.2		10.550
33.	#74	CARTUCHO	Sofia	2013	 FCG		8.2	8.4	8.4	8.2		8.300	2.2		10.500
34.	#21	PINTO	Margarida	2012	 CGG		8.0	8.4	8.4	8.1		8.250	2.2		10.450
35.	#20	GONÇALVES	Inês	2012	 CGG		8.2	8.3	7.6	8.2		8.200	2.2		10.400
35.	#33	FERNANDES	Ana	2012	 CARTI		8.4	8.3	8.1	8.1		8.200	2.2		10.400
37.	#63	SOUSA	Rafaela	2012	 CBP		8.0	8.2	8.3	8.1		8.150	2.2		10.350
37.	#66	GONÇALVES	Carlota	2012	 SpCP		8.0	8.1	8.5	8.2		8.150	2.2		10.350
39.	#68	BRANCO	Matilde	2013	 SpCP		8.0	8.0	8.3	8.2		8.100	2.2		10.300
40.	#76	SILVA *	Alice	2012	 GDAZ		8.0	8.2	8.0	8.1		8.050	2.2		10.250












					Coach		E1	E2	E3	E4	E5	E	D	Pen	Total
1.	#40	ROCHA	Benedita	2013	 GCP		8.3	8.3	8.0			8.200	6.1		14.300
2.	#38	HENRIQUES	Maria	2013	 GCP		6.9	6.7	6.4			6.667	6.1		12.767
3.	#18	MOURA	Maria	2013	 CGG		8.0	8.0	7.8			7.933	4.7		12.633
4.	#37	ADREGA	Carolina	2012	 GCP		8.0	7.7	7.4			7.700	4.9		12.600
5.	#79	NETO	Laura	2012	 BFC		7.8	7.7	7.6			7.700	4.7		12.400
6.	#73	QUEIRÓS	Carlota	2012	 FCG		8.3	8.1	8.0			8.133	4.2		12.333
7.	#2	CRISTINA	Matide	2012	 CGF		7.3	7.7	7.4			7.467	4.7		12.167
7.	#9	LOPES	Maria	2012	 ACMaia		7.7	7.5	7.2			7.467	4.7		12.167
9.	#16	MARTINS	Lara	2012	 CGG		7.4	7.1	7.0			7.167	4.9		12.067
10.	#75	GOUVEIA	Madalena	2012	 FCG		7.6	7.9	8.0			7.833	4.2		12.033
11.	#42	ARAÚJO	Teresa	2012	 GCP		7.4	7.1	6.9			7.133	4.7		11.833
12.	#43	DIAS	Mel	2013	 VDA		7.2	7.1	6.9			7.067	4.7		11.767
13.	#39	VIDEIRA	Rita	2013	 GCP		7.5	7.6	7.4			7.500	4.2		11.700

					Coach		E1	E2	E3	E4	E5	E	D	Pen	Total
14.	#19	PIRES	Rafaela	2013	 CGG		7.0	6.9	7.0			6.967	4.7		11.667
15.	#41	BOTTE	Rita	2013	 GCP		6.1	5.9	5.5			5.833	5.8		11.633
16.	#72	CORREIA	Bruna	2012	 FCG		7.9	7.8	7.8			7.833	3.7		11.533
17.	#71	TÚLIO	Eva	2012	 FCG		7.4	7.2	7.2			7.267	4.2		11.467
18.	#59	R. FERREIRA	Maria	2012	 CBP		6.1	6.0	5.4			5.833	5.5		11.333
19.	#78	MONTEIRO	Maria	2012	 BFC		5.8	5.9	5.5			5.733	5.5		11.233
20.	#35	PIMENTA	Ana	2012	 CARTI		7.0	7.1	6.9			7.000	4.2		11.200
21.	#46	NAMORA	Clara	2012	 CGA		7.2	7.4	7.1			7.233	3.9		11.133
22.	#53	CORCEIRO	Leonor	2012	 CGTN		7.8	7.3	7.2			7.433	3.5		10.933
23.	#44	LOPES	Mafalda	2012	 AGJD		6.9	7.1	7.1			7.033	3.9		10.933
24.	#82	BORGES	Madalena	2012	 CDAQ		7.6	7.5	7.4			7.500	3.4		10.900
25.	#62	TEIXEIRA	Matilde	2012	 CBP		6.3	5.9	6.4			6.200	4.7		10.900
26.	#34	CUNHA	Ariana	2012	 CARTI		8.4	8.6	8.9			8.633	2.2		10.833
27.	#69	ALMEIDA	Ana	2012	 SpCP		8.2	8.2	7.9			8.100	2.7		10.800








					Coach		E1	E2	E3	E4	E5	E	D	Pen	Total
28.	#22	CERQUEIRA	Ema	2012	 		6.9	6.9	7.3			7.033	3.7		10.733
					EGGaia										
29.	#5	REIS	Camila	2012	 		6.5	6.5	6.6			6.533	4.2		10.733
					CGF										
30.	#33	FERNANDES	Ana	2012	 		9.1	8.9	8.9			8.967	1.7		10.667
					CARTI										
31.	#57	LAZAREVA	Sofia	2013	 		8.0	7.7	8.2			7.967	2.7		10.667
					CDN										
32.	#10	SOUSA	Cecilia	2013	 		7.8	7.5	7.7			7.667	3.0		10.667
					ACMaia										









				Coach		E1	E2	E3	E4	E5	E	D	Pen	Total
1.	#37	ADREGA	Carolina	2012	 GCP	8.5	8.5	8.5			8.500	5.4		13.900
2.	#38	HENRIQUES	Maria	2013	 GCP	8.0	8.1	8.5			8.200	5.6		13.800
3.	#16	MARTINS	Lara	2012	 CGG	8.5	8.4	8.8			8.567	4.7		13.267
4.	#78	MONTEIRO	Maria	2012	 BFC	8.1	8.5	8.7			8.433	4.7		13.133
5.	#2	CRISTINA	Matide	2012	 CGF	8.5	8.4	8.3			8.400	4.7		13.100
6.	#40	ROCHA	Benedita	2013	 GCP	7.9	7.6	7.7			7.733	5.1		12.833
7.	#41	BOTTE	Rita	2013	 GCP	7.5	7.1	7.5			7.367	5.4		12.767
8.	#42	ARAÚJO	Teresa	2012	 GCP	8.0	8.1	7.7			7.933	4.7		12.633
9.	#18	MOURA	Maria	2013	 CGG	7.9	8.1	7.7			7.900	4.7		12.600
10.	#13	GASPAR	Carolina	2012	 CA4	7.9	8.0	7.7			7.867	4.7		12.567
11.	#59	R. FERREIRA	Maria	2012	 CBP	6.9	6.8	7.2			6.967	5.6	-0.1	12.467
12.	#15	CASTRO	Francisca	2013	 CGG	7.1	7.1	6.4			6.867	5.6		12.467
13.	#17	BEIRÃO	Carolina	2012	 CGG	7.9	8.0	7.4			7.767	4.2		11.967









					Coach		E1	E2	E3	E4	E5	E	D	Pen	Total
14.	#9	LOPES	Maria	2012	 ACMaia		8.0	8.1	8.6			8.233	3.7		11.933
15.	#51	SEMEDO	Lara	2012	 CGOB		8.0	7.4	7.7			7.700	4.2		11.900
16.	#39	VIDEIRA	Rita	2013	 GCP		7.5	7.2	7.2			7.300	4.4		11.700
17.	#33	FERNANDES	Ana	2012	 CARTI		7.5	7.3	7.6			7.467	4.2		11.667
18.	#5	REIS	Camila	2012	 CGF		7.2	7.5	7.5			7.400	4.2		11.600
19.	#74	CARTUCHO	Sofia	2013	 FCG		7.7	8.0	7.9			7.867	3.7		11.567
20.	#12	BUTTIN *	Raphaelle	2012	 ACMaia		6.8	6.8	9.7			7.767	3.7		11.467
21.	#71	TÚLIO	Eva	2012	 FCG		7.9	7.5	7.6			7.667	3.7		11.367
22.	#62	TEIXEIRA	Matilde	2012	 CBP		7.2	7.1	7.2			7.167	4.2		11.367
23.	#10	SOUSA	Cecilia	2013	 ACMaia		7.6	7.4	7.9			7.633	3.7		11.333
24.	#69	ALMEIDA	Ana	2012	 SpCP		7.8	7.5	7.8			7.700	3.7	-0.1	11.300
25.	#72	CORREIA	Bruna	2012	 FCG		7.4	7.5	7.8			7.567	3.7		11.267
26.	#14	FERNANDES	Alice	2013	 LGC		7.1	7.1	7.0			7.067	4.2		11.267
27.	#43	DIAS	Mel	2013	 VDA		7.5	7.2	7.9			7.533	3.7		11.233






					Coach		E1	E2	E3	E4	E5	E	D	Pen	Total
27.	#81	ALBUQUERQUE	Leonor	2013	 BFC		7.4	7.5	7.7			7.533	3.7		11.233
29.	#53	CORCEIRO	Leonor	2012	 CGTN		7.3	6.7	7.1			7.033	4.2		11.233
30.	#64	LEITÃO	Maria	2013	 CLAC		6.3	6.6	6.6			6.500	4.7		11.200
31.	#73	QUEIRÓS	Carlota	2012	 FCG		7.8	7.3	7.9			7.667	3.5		11.167
32.	#75	GOUVEIA	Madalena	2012	 FCG		7.6	7.3	7.1			7.333	3.7		11.033
33.	#19	PIRES	Rafaela	2013	 CGG		6.9	6.8	6.5			6.733	4.3		11.033
34.	#79	NETO	Laura	2012	 BFC		7.5	7.4	7.0			7.300	3.7		11.000



				Coach					Team Score
1. T6		GCP			41.467	39.000	39.667	40.533	160.667
	#40	ROCHA	Benedita	2013	14.067	12.950	14.300	12.833	
	#37	ADREGA	Carolina	2012	13.567	13.200	12.600	13.900	
	#38	HENRIQUES	Maria	2013	13.833	12.850	12.767	13.800	
	#41	BOTTE	Rita	2013	13.500	12.850	11.633	12.767	
	#39	VIDEIRA	Rita	2013	12.733	11.500	11.700	11.700	
2. T3		CGG			40.699	35.500	36.367	38.334	150.900
	#16	MARTINS	Lara	2012	13.433	11.650	12.067	13.267	
	#17	BEIRÃO	Carolina	2012	13.633	12.200	10.600	11.967	
	#19	PIRES	Rafaela	2013	13.633	11.450	11.667	11.033	
	#15	CASTRO	Francisca	2013	12.900	11.650	10.400	12.467	
	#18	MOURA	Maria	2013	12.100	10.050	12.633	12.600	
3. T12		BFC			38.167	34.900	33.833	35.366	142.266
	#78	MONTEIRO	Maria	2012	13.667	12.200	11.233	13.133	
	#79	NETO	Laura	2012	12.133	10.000	12.400	11.000	
	#81	ALBUQUERQUE	Leonor	2013	12.233	10.650	10.200	11.233	
	#77	COSTA	Sara	2012	12.267	11.650	10.067	10.067	
	#80	MARTINS	Rita	2013	12.167	11.050	9.167	10.833	

				Coach					Team Score
4. T9		CBP			37.700	35.750	32.500	34.634	140.584
	#59	R. FERREIRA	Maria	2012	13.567	12.650	11.333	12.467	
	#61	MOREIRA	Mafalda	2012	12.100	11.450	10.267	10.800	
	#62	TEIXEIRA	Matilde	2012	11.767	9.850	10.900	11.367	
	#60	PACHECO	Clara	2012	12.033	11.650	9.133	10.767	
	#63	SOUSA	Rafaela	2012	11.867	10.350	8.600	9.700	
5. T11		FCG			35.700	34.150	35.899	34.201	139.950
	#75	GOUVEIA	Madalena	2012	12.333	11.400	12.033	11.033	
	#73	QUEIRÓS	Carlota	2012	10.967	11.450	12.333	11.167	
	#71	TÚLIO	Eva	2012	11.067	11.300	11.467	11.367	
	#72	CORREIA	Bruna	2012	10.867	11.300	11.533	11.267	
	#74	CARTUCHO	Sofia	2013	12.300	10.500	10.167	11.567	
6. T2		ACMaia			36.100	32.650	33.367	34.733	136.850
	#9	LOPES	Maria	2012	12.100	11.150	12.167	11.933	
	#12	BUTTIN *	Raphaelle	2012	12.167	10.850	10.533	11.467	
	#10	SOUSA	Cecilia	2013	11.833	10.650	10.667	11.333	
	#11	VERDE	Maria	2013	9.900	9.850	10.533	8.933	
	#8	GONÇALVES	Rita	2012	9.633	9.200	10.367	9.900	
7. T1		CGF			36.400	31.600	33.067	33.533	134.600
	#2	CRISTINA	Matide	2012	12.433	11.750	12.167	13.100	
	#5	REIS	Camila	2012	11.967	10.550	10.733	11.600	
	#3	MARIANO	Mariana	2013	11.633	9.300	9.733	8.833	
	#4	SHYICHUK	Ariana	2012	12.000	8.500	10.167	8.700	
	#1	D'ASSUNÇÃO	Camila	2013	11.333	9.200	9.567	8.567	

				Coach					Team Score
8. T5		CARTI			35.667	30.750	32.700	33.000	132.117
	#35	PIMENTA	Ana	2012	12.067	10.700	11.200	10.700	
	#33	FERNANDES	Ana	2012	9.567	10.400	10.667	11.667	
	#36	FERREIRA	Mara	2013	11.867	9.150	10.333	10.200	
	#34	CUNHA	Ariana	2012	9.400	9.650	10.833	10.633	
	#32	F. SANTOS	Maria	2012	11.733	8.400	8.533	10.133	
9. T10		SpCP			35.200	30.350	30.733	31.066	127.349
	#69	ALMEIDA	Ana	2012	12.367	9.450	10.800	11.300	
	#66	GONÇALVES	Carlota	2012	12.700	10.350	9.533	9.933	
	#68	BRANCO	Matilde	2013	9.833	10.300	8.700	9.833	
	#70	RODRIGUES	Erika	2013	9.700	9.150	10.400	9.000	
	#67	PINTO	Carolina	2012	10.133	9.700	8.000	9.200	
10. T7		CGA			34.767	27.400	31.000	32.534	125.701
	#46	NAMORA	Clara	2012	11.633	9.400	11.133	10.867	
	#49	QUELUZ	Clara	2013	11.667	9.150	10.567	10.767	
	#48	SILVA	Matilde	2013	11.300	8.850	9.300	10.900	
	#45	BRITO *	Nur	2012	11.467	8.150	9.267	10.567	
	#47	AFONSO	Mariana	2012	11.300	6.000	8.333	9.467	
11. T4		UDRZA			34.766	29.900	28.633	30.533	123.832
	#24	MONSERRATE	Eva	2013	12.033	9.800	8.200	10.433	
	#27	MOITA	Diana	2013	10.233	9.900	10.133	10.000	
	#28	MARREIROS	Carolina	2012	11.300	10.200	8.000	10.100	
	#26	GIORDIMAINA	Ema	2013	10.000	9.200	10.300	9.133	
	#25	PINHEIRO	Carminho	2013	11.433	9.500	7.667	9.833	

				Coach					Team Score
12. T8		CGTN			31.833	27.000	31.599	30.833	121.265
#53	CORCEIRO	Leonor	2012	12.200	10.000	10.933	11.233		
#54	SANTOS	Mariana	2013	9.700	7.900	10.333	10.700		
#56	C. GONÇALVES	Leonor	2012	9.467	7.650	10.333	8.900		
#55	RODRIGUES	Rita	2013	9.933	9.100	9.000	8.133		
#52	CORREIA	Laura	2013	9.233	5.800	9.600	7.900		

Group 1

1.	#83	FREITAS	Inês	2011	–		AGLo
2.	T13 #84	FERREIRA	Matilde	2010	–		SpCP
3.	T13 #85	MONTEIRO	Júlia	2010	–		SpCP
4.	T13 #86	BARBOSA	Matilde	2010	–		SpCP
5.	T13 #87	SOUSA	Ana	2011	–		SpCP
6.	T13 #88	HAYRE	Sophia	2011	–		SpCP

Group 2

1.	#89	MOTA	Maria	2010	–		CDAQ
2.	#90	PEREIRA	Serena	2011	–		CDAQ
3.	T14 #91	GAMEIRO	Maria	2010	–		UDRZA
4.	T14 #92	ROSA	Kayla	2010	–		UDRZA
5.	T14 #93	PEDRO	Dalila	2011	–		UDRZA
6.	T14 #94	LOPES	Matilde	2010	–		UDRZA
7.	T14 #95	PASSOS	Inês	2011	–		UDRZA

Group 3

1.	#96	DIAS	Margarida	2011	–		CGOB
2.	#97	ALVES	Diana	2010	–		CGOB
3.	#98	SANTOS	Margarida	2011	–		CGOB
4.	#99	NÓBREGA	Valerie	2010	–		CDN
5.	#100	FONSECA	Maria	2010	–		GDAZ
6.	#101	MATOS	Alice	2010	–		GDAZ

Group 4

1.	#102	RITO	Brunna	2011	—		AGT
2.	T15 #103	DUARTE	Beatriz	2011	—		EGYM
3.	T15 #104	CARVALHO	Maria	2011	—		EGYM
4.	T15 #105	MURTEIRA	Maria	2010	—		EGYM
5.	T15 #106	FORTUNATO	Margarida	2010	—		EGYM
6.	T15 #107	BORGES	Margarida	2011	—		EGYM
7.	#153	GOMES	Beatriz	2010	—		EGGaia

Group 5

1.	T16 #108	VIDEIRA	Marta	2010	—		GCP
2.	T16 #109	SANTOS	Beatriz	2010	—		GCP
3.	T16 #110	PARENTE	Filipa	2011	—		GCP
4.	T16 #111	MACHADO	Mariana	2011	—		GCP
5.	T16 #112	SANTOS	Maria	2010	—		GCP
6.	#113	PISSARRA	Júlia	2010	—		GCP
7.	#114	ZHEREBNA	Elizabeth	2010	—		GCP

Group 6

1.	T17 #115	PINA	Ana	2010	—		FCG
2.	T17 #116	COSTA	Laura	2010	—		FCG
3.	T17 #117	COSTA	Inês	2011	—		FCG
4.	T17 #118	RÊGO	Sofia	2011	—		FCG
5.	T17 #119	CARDOSO	Sofia	2011	—		FCG
6.	#120	RIBEIRO	Nicole	2010	—		FCG
7.	#121	AMADEU	Leonor	2010	—		FCG

Group 7

1.	#122	ALMEIDA	Sara	2011	–		BCAGYM
2.	#123	REBELO	Lara	2011	–		BCAGYM
3.	#124	MOREIRA	Maria	2010	–		CLAC
4.	T18 #125	RIBEIRO	Olivia	2010	–		CGA
5.	T18 #126	CARVALHO	Mariana	2010	–		CGA
6.	T18 #127	BORDALLO-PINHEIRO	Inês	2010	–		CGA
7.	T18 #128	RIBEIRO	Madalena	2011	–		CGA
8.	T18 #129	PINHAL	Alice	2011	–		CGA

Group 8

1.	#130	SANTOS	Inês	2010	–		AGJD
2.	T19 #131	MATIAS	Maria	2010	–		CARTI
3.	T19 #132	SANTOS	Leonor	2010	–		CARTI
4.	T19 #133	LEITE	Ariana	2011	–		CARTI
5.	T19 #134	DIAS	Maria	2010	–		CARTI
6.	T19 #135	SOUSA	Eva	2011	–		CARTI
7.	#160	JUSTO	Sofia	2010	–		CA4

Group 9

1.	T20 #136	PEREIRA	Laís	2011	–		CGG
2.	T20 #137	CARVALHO	Clara	2010	–		CGG
3.	T20 #138	OLIVEIRA	Lia	2010	–		CGG
4.	T20 #139	PIRES	Débora	2010	–		CGG
5.	T20 #140	LEITE	Margarida	2010	–		CGG
6.	#141	MAIA	Inês	2010	–		VDA







Group 10




































1.	T21	#142	CÂMARA	Joana	2011	—		CBP
2.	T21	#143	LEAL	Maria	2011	—		CBP
3.	T21	#144	MARQUES	Luísa	2010	—		CBP
4.	T21	#145	RIBEIRO	Maria	2011	—		CBP
5.	T21	#146	ROCHA	Iara	2010	—		CBP
6.		#147	GEBHARD	Maria	2010	—		CDFP









































Group 11

1.	T22	#148	FRAGA	Eva	2011	—		BFC
2.	T22	#149	CUNHA	Ana	2011	—		BFC
3.	T22	#150	CARVALHO	Marta	2011	—		BFC
4.	T22	#151	CUNHA	Teresa	2011	—		BFC
5.	T22	#152	TELINHOS	Alice	2011	—		BFC









































Group 12









































1.	T23	#154	SILVA	Eva	2010	—		ACMaia
2.	T23	#155	MIRANDA	Ana	2010	—		ACMaia
3.	T23	#156	CAPELA	Beatriz	2010	—		ACMaia
4.	T23	#157	SOARES	Sofia	2010	—		ACMaia
5.	T23	#158	M. MARQUES	Maria	2010	—		ACMaia
6.		#159	GONÇALVES	Beatriz	2010	—		ACMaia













					Coach		E1	E2	E3	E4	E5	E	D	Pen	Total	Total
1.	#92	ROSA	Kayla	2010	 UDRZA		8.9	9.2	9.0	9.0		9.000	4.0		13.000	51.900
							9.0	8.8	8.6	8.2		8.700	3.7		12.400	
							8.1	7.8	8.3	8.5		8.200	4.7		12.900	
							8.0	7.9	8.1	8.0		8.000	5.6		13.600	
2.	#111	MACHADO	Mariana	2011	 GCP		8.6	8.7	8.5	8.9		8.650	4.8		13.450	51.200
							8.1	8.2	8.0	7.8		8.050	4.8		12.850	
							6.0	5.4	5.5	6.0		5.750	5.4		11.150	
							8.0	7.9	7.3	7.8		7.850	5.9		13.750	
3.	#108	VIDEIRA	Marta	2010	 GCP		8.6	8.3	8.1	8.5		8.400	4.8		13.200	50.350
							8.3	8.0	7.8	7.9		7.950	3.7		11.650	
							7.8	7.8	7.7	8.4		7.800	4.7		12.500	
							7.8	7.8	7.5	7.9		7.800	5.2		13.000	
4.	#159	GONÇALVES	Beatriz	2010	 ACMaia		8.8	8.4	8.7	8.3		8.550	4.8		13.350	50.050
							7.9	7.8	7.4	8.1		7.850	4.2		12.050	
							8.2	8.2	8.2	8.4		8.200	4.7		12.900	
							7.5	8.1	7.4	7.6		7.550	4.2		11.750	
5.	#143	LEAL	Maria	2011	 CBP		8.5	8.6	8.3	8.4		8.450	4.8		13.250	49.800
							8.2	8.3	7.5	7.7		7.950	4.7		12.650	
							7.0	6.9	6.9	7.4		6.950	5.8		12.750	
							7.0	6.5	7.3	6.9		6.950	4.8	-0.6	11.150	
6.	#94	LOPES	Matilde	2010	 UDRZA		8.6	8.7	8.5	9.1		8.650	3.6		12.250	49.550
							8.4	8.0	8.5	8.0		8.200	3.7		11.900	
							7.5	7.7	7.0	8.0		7.600	4.7		12.300	
							7.8	7.5	7.3	7.5		7.500	5.6		13.100	
7.	#104	CARVALHO	Maria	2011	 EGYM		8.9	8.9	9.1	9.0		8.950	4.0		12.950	49.150
							7.3	6.5	7.4	7.0		7.150	3.7		10.850	
							8.0	8.3	8.1	8.4		8.200	4.7		12.900	
							7.2	7.9	7.8	7.7		7.750	4.7		12.450	

				Coach		E1	E2	E3	E4	E5	E	D	Pen	Total	Total
8.	#93	PEDRO	Dalila	2011	 UDRZA	 8.8	8.7	8.6	9.0		8.750	3.6		12.350	49.000
						 8.3	8.1	8.4	7.9		8.200	3.7		11.900	
						 7.5	7.4	7.4	7.5		7.450	4.3		11.750	
						 7.8	7.6	7.8	7.9		7.800	5.2		13.000	
9.	#153	GOMES	Beatriz	2010	 EGGaia	 9.0	8.5	8.1	8.8		8.650	4.8		13.450	48.600
						 8.3	8.0	8.5	8.0		8.150	3.7		11.850	
						 6.8	6.3	7.1	7.1		6.950	4.7		11.650	
						 7.1	7.5	6.7	7.4		7.250	4.4		11.650	
10.	#156	CAPELA	Beatriz	2010	 ACMaia	 8.8	8.8	8.8	9.3		8.800	4.0		12.800	48.550
						 8.6	8.6	8.0	8.5		8.550	4.2		12.750	
						 6.9	6.6	6.9	6.7		6.800	3.5		10.300	
						 8.0	8.1	7.8	8.0		8.000	4.7		12.700	
11.	#139	PIRES	Débora	2010	 CGG	 8.4	8.4	8.4	8.3		8.400	4.8		13.200	48.500
						 7.6	7.5	7.3	7.7		7.550	4.4		11.950	
						 6.7	7.1	6.9	7.1		7.000	4.1		11.100	
						 7.3	7.3	7.8	7.6		7.450	4.8		12.250	
12.	#152	TELINHOS	Alice	2011	 BFC	 8.7	8.1	8.3	8.6		8.450	4.8	-0.1	13.150	48.250
						 7.5	6.8	7.6	7.5		7.500	3.7		11.200	
						 7.8	7.7	8.0	8.4		7.900	4.7		12.600	
						 7.3	7.2	7.5	7.3		7.300	4.0		11.300	
13.	#109	SANTOS	Beatriz	2010	 GCP	 8.8	8.5	8.9	8.6		8.700	4.4		13.100	47.900
						 8.2	8.1	7.7	8.3		8.150	4.2		12.350	
						 6.1	6.5	6.4	6.2		6.300	4.7		11.000	
						 7.5	7.1	6.8	7.2		7.150	4.3		11.450	
14.	#117	COSTA	Inês	2011	 FCG	 9.2	8.7	9.0	9.0		9.000	4.0		13.000	47.700
						 7.8	7.4	7.6	7.9		7.700	4.4		12.100	
						 6.5	6.3	6.6	6.5		6.500	5.5		12.000	
						 7.0	7.2	7.0	7.4		7.100	3.5		10.600	
15.	#91	GAMEIRO	Maria	2010	 UDRZA	 9.2	9.1	9.0	9.1		9.100	3.6		12.700	47.400
						 7.7	8.0	8.0	7.5		7.850	3.7		11.550	
						 6.2	6.4	6.3	6.2		6.250	4.7		10.950	
						 8.1	7.7	8.3	7.9		8.000	4.2		12.200	





























					Coach		E1	E2	E3	E4	E5	E	D	Pen	Total	Total
16.	#142	CÂMARA	Joana	2011	 CBP		8.5	8.5	8.4	8.7		8.500	4.0		12.500	47.400
							8.2	8.2	7.6	7.6		7.900	3.7		11.600	
							6.2	6.0	6.4	6.5		6.300	4.7		11.000	
							7.3	7.6	7.6	7.8		7.600	4.7		12.300	
17.	#100	FONSECA	Maria	2010	 GDAZ		8.5	8.4	8.6	8.5		8.500	4.0		12.500	47.100
							8.3	8.0	8.6	8.2		8.250	4.2		12.450	
							6.1	6.6	6.8	6.4		6.500	4.2		10.700	
							7.8	7.7	8.1	7.6		7.750	3.7		11.450	
18.	#151	CUNHA	Teresa	2011	 BFC		8.7	8.4	8.6	8.6		8.600	4.0		12.600	47.050
							7.3	7.6	7.6	7.2		7.450	3.7		11.150	
							6.2	6.3	6.5	6.8		6.400	4.7		11.100	
							7.2	7.5	7.5	7.5		7.500	4.7		12.200	
19.	#130	SANTOS	Inês	2010	 AGJD		7.7	7.9	7.9	8.1		7.900	4.0		11.900	47.000
							6.8	7.7	6.6	7.4		7.100	4.2		11.300	
							7.3	7.1	7.3	8.0		7.300	3.7		11.000	
							8.1	7.8	8.1	8.2		8.100	4.7		12.800	
20.	#98	SANTOS	Margarida	2011	 CGOB		8.3	8.5	8.5	8.5		8.500	4.0		12.500	46.950
							7.7	7.6	7.8	8.1		7.750	4.2		11.950	
							5.3	5.3	4.9	4.7		5.100	4.2		9.300	
							8.7	8.5	8.5	8.2		8.500	4.7		13.200	
21.	#101	MATOS	Alice	2010	 GDAZ		9.1	8.8	9.0	9.1		9.050	4.0		13.050	46.900
							7.6	7.3	7.6	7.6		7.600	4.2		11.800	
							6.7	7.1	7.3	6.2		6.900	4.2		11.100	
							7.3	7.3	7.2	7.2		7.250	3.7		10.950	
22.	#134	DIAS	Maria	2010	 CARTI		8.8	8.7	8.3	8.4		8.550	3.6		12.150	46.700
							8.5	8.0	7.6	8.0		8.000	2.2		10.200	
							6.9	6.6	6.9	7.2		6.900	4.7		11.600	
							8.5	8.2	8.7	8.6		8.550	4.2		12.750	
23.	#138	OLIVEIRA	Lia	2010	 CGG		8.0	8.4	8.5	8.5		8.450	4.0		12.450	46.550
							7.0	6.9	6.9	7.3		6.950	4.4		11.350	
							7.8	7.9	7.8	8.1		7.850	2.7		10.550	
							7.0	7.5	7.5	7.5		7.500	4.7		12.200	

































					Coach		E1	E2	E3	E4	E5	E	D	Pen	Total	Total
24.	#147	GEBHARD	Maria	2010	 CDFP		8.9	9.2	9.2	9.1		9.150	3.2		12.350	46.350
							8.6	8.2	8.3	8.2		8.250	2.2		10.450	
							7.5	7.6	7.2	7.8		7.550	3.4		10.950	
							8.0	7.8	8.4	7.8		7.900	4.7		12.600	
25.	#119	CARDOSO	Sofia	2011	 FCG		9.2	9.2	9.4	9.1		9.200	4.0		13.200	46.300
							8.0	7.5	7.7	8.1		7.850	4.4		12.250	
							5.4	4.6	5.0	5.1		5.050	4.7		9.750	
							7.2	7.2	7.1	7.8		7.200	3.9		11.100	
26.	#141	MAIA	Inês	2010	 VDA		7.7	7.8	8.0	8.2		7.900	4.0		11.900	46.300
							7.7	6.7	6.7	7.1		6.900	4.4		11.300	
							6.5	6.4	6.8	6.4		6.450	4.7		11.150	
							6.6	7.0	6.5	6.9		6.750	5.2		11.950	
27.	#154	SILVA	Eva	2010	 ACMaia		8.4	9.3	9.5	8.9		9.100	3.2		12.300	46.300
							8.7	7.7	8.4	8.1		8.250	3.2		11.450	
							7.3	7.6	7.4	7.1		7.350	3.8		11.150	
							7.9	7.1	7.5	7.5		7.500	3.9		11.400	
28.	#97	ALVES	Diana	2010	 CGOB		8.9	8.6	8.7	8.8		8.750	4.8		13.550	46.100
							7.7	8.0	7.7	7.8		7.750	4.2		11.950	
							4.8	3.7	4.7	4.2		4.450	4.4		8.850	
							7.5	7.2	6.9	7.8		7.350	4.4		11.750	
29.	#99	NÓBREGA	Valerie	2010	 CDN		8.2	8.3	8.5	8.3		8.300	3.2		11.500	46.050
							8.9	8.1	8.7	7.9		8.400	2.2		10.600	
							6.5	7.2	6.3	6.9		6.700	4.7		11.400	
							7.9	7.8	8.1	7.8		7.850	4.7		12.550	
30.	#140	LEITE	Margarida	2010	 CGG		8.5	8.6	8.7	8.4		8.550	4.0		12.550	46.000
							8.0	7.6	7.7	7.8		7.750	2.2		9.950	
							7.0	7.3	7.2	7.6		7.250	4.0		11.250	
							7.8	8.0	8.2	8.1		8.050	4.2		12.250	
31.	#112	SANTOS	Maria	2010	 GCP		8.3	8.3	8.1	8.6		8.300	4.0		12.300	46.000
							8.9	8.5	8.7	8.6		8.650	2.2		10.850	
							6.8	6.9	7.3	7.0		6.950	4.2		11.150	
							7.7	8.1	8.1	7.9		8.000	3.7		11.700	





					Coach		E1	E2	E3	E4	E5	E	D	Pen	Total	Total
32.	#137	CARVALHO	Clara	2010	 GYM		8.8	9.0	8.8	8.7		8.800	4.0		12.800	45.950
					CGG		8.7	8.2	8.2	8.0		8.200	2.2		10.400	
							8.1	7.8	7.9	7.9		7.900	3.2		11.100	
							7.4	7.5	7.5	7.2		7.450	4.2		11.650	
33.	#160	JUSTO	Sofia	2010	 CA4		8.4	7.8	7.8	8.4		8.100	4.8		12.900	45.900
					CA4		5.9	6.6	5.8	6.9		6.250	4.2		10.450	
							4.8	4.5	4.5	5.6		4.650	4.7		9.350	
							7.6	7.6	7.9	7.8		7.700	5.5		13.200	
34.	#157	SOARES	Sofia	2010	 ACMaia		8.3	8.3	8.6	8.8		8.450	3.6		12.050	45.750
					ACMaia		8.0	7.5	7.9	7.5		7.700	3.7		11.400	
							6.6	6.4	6.6	7.0		6.600	3.8		10.400	
							7.6	7.9	7.4	7.8		7.700	4.2		11.900	
35.	#110	PARENTE	Filipa	2011	 GCP		8.2	8.6	8.5	8.9		8.550	4.0		12.550	45.550
					GCP		7.9	7.8	8.0	7.8		7.850	2.2		10.050	
							7.1	7.1	7.2	7.1		7.100	4.7		11.800	
							6.4	6.5	6.2	7.1		6.450	4.7		11.150	
36.	#148	FRAGA	Eva	2011	 BFC		8.7	9.0	8.9	8.7		8.800	3.2		12.000	45.450
					BFC		8.6	8.2	8.3	7.6		8.250	2.2		10.450	
							7.1	6.8	6.7	6.8		6.800	4.7		11.500	
							7.5	7.6	7.0	7.1		7.300	4.2		11.500	
37.	#118	RÊGO	Sofia	2011	 FCG		8.4	8.7	8.5	8.5		8.500	4.0		12.500	45.200
					FCG		8.6	8.0	8.7	8.4		8.500	3.7		12.200	
							5.1	4.8	4.8	5.0		4.900	3.9		8.800	
							7.9	8.1	8.0	8.0		8.000	3.7		11.700	
38.	#115	PINA	Ana	2010	 FCG		8.5	8.3	8.4	8.3		8.350	4.0	-0.1	12.250	45.200
					FCG		9.0	8.6	9.0	8.7		8.850	3.2		12.050	
							5.8	5.7	6.0	6.6		5.900	4.2		10.100	
							7.5	7.3	7.2	7.7		7.400	3.4		10.800	
39.	#149	CUNHA	Ana	2011	 BFC		8.4	8.2	8.4	8.5		8.400	3.6		12.000	45.200
					BFC		8.8	8.4	7.7	7.9		8.150	3.7		11.850	
							6.1	6.3	6.0	6.1		6.100	4.7		10.800	
							7.2	6.6	7.4	6.9		7.050	3.5		10.550	

				Coach		E1	E2	E3	E4	E5	E	D	Pen	Total	Total
40.	#158	M. MARIA	2010	ACMaia		8.6	8.5	8.4	8.7		8.550	3.6		12.150	45.100
						9.2	8.8	9.1	8.8		8.950	2.2		11.150	
						5.9	5.7	5.8	5.9		5.850	4.7		10.550	
						7.5	7.6	7.4	7.7		7.550	3.7		11.250	
41.	#116	COSTA	2010	FCG		8.7	8.5	8.9	8.4		8.600	4.0		12.600	44.900
						8.5	8.2	8.2	8.8		8.350	3.2		11.550	
						6.7	6.7	6.4	6.3		6.550	3.4		9.950	
						7.1	7.4	7.0	7.1		7.100	3.7		10.800	
42.	#83	FREITAS	2011	AGLo		8.1	8.0	8.2	8.5		8.150	4.8		12.950	44.650
						7.4	6.4	7.0	6.9		6.950	3.7		10.650	
						4.0	3.7	3.8	3.5		3.750	5.5		9.250	
						6.6	6.4	6.6	6.8		6.600	5.2		11.800	

























































					Coach		E1	E2	E3	E4	E5	E	D	Pen	Total	Total
1.	#97	ALVES	Diana	2010	 CGOB		8.9	8.6	8.7	8.8		8.750	4.8		13.550	13.550
2.	#153	GOMES	Beatriz	2010	 EGGaia		9.0	8.5	8.1	8.8		8.650	4.8		13.450	13.450
2.	#111	MACHADO	Mariana	2011	 GCP		8.6	8.7	8.5	8.9		8.650	4.8		13.450	13.450
4.	#159	GONÇALVES	Beatriz	2010	 ACMaia		8.8	8.4	8.7	8.3		8.550	4.8		13.350	13.350
5.	#143	LEAL	Maria	2011	 CBP		8.5	8.6	8.3	8.4		8.450	4.8		13.250	13.250
6.	#119	CARDOSO	Sofia	2011	 FCG		9.2	9.2	9.4	9.1		9.200	4.0		13.200	13.200
7.	#108	VIDEIRA	Marta	2010	 GCP		8.6	8.3	8.1	8.5		8.400	4.8		13.200	13.200
7.	#139	PIRES	Débora	2010	 CGG		8.4	8.4	8.4	8.3		8.400	4.8		13.200	13.200
9.	#152	TELINHOS	Alice	2011	 BFC		8.7	8.1	8.3	8.6		8.450	4.8	-0.1	13.150	13.150
10.	#109	SANTOS	Beatriz	2010	 GCP		8.8	8.5	8.9	8.6		8.700	4.4		13.100	13.100
11.	#101	MATOS	Alice	2010	 GDAZ		9.1	8.8	9.0	9.1		9.050	4.0		13.050	13.050
11.	#120	RIBEIRO	Nicole	2010	 FCG		9.1	9.1	9.0	8.8		9.050	4.0		13.050	13.050
13.	#136	PEREIRA	Laís	2011	 CGG		8.3	8.2	8.3	8.2		8.250	4.8		13.050	13.050
14.	#92	ROSA	Kayla	2010	 UDRZA		8.9	9.2	9.0	9.0		9.000	4.0		13.000	13.000



























					Coach		E1	E2	E3	E4	E5	E	D	Pen	Total	Total
14.	#117	COSTA	Inês	2011	 FCG		9.2	8.7	9.0	9.0		9.000	4.0		13.000	13.000
16.	#104	CARVALHO	Maria	2011	 EGYM		8.9	8.9	9.1	9.0		8.950	4.0		12.950	12.950
17.	#83	FREITAS	Inês	2011	 AGLo		8.1	8.0	8.2	8.5		8.150	4.8		12.950	12.950
18.	#160	JUSTO	Sofia	2010	 CA4		8.4	7.8	7.8	8.4		8.100	4.8		12.900	12.900
19.	#86	BARBOSA	Matilde	2010	 SpCP		8.8	8.6	8.9	8.9		8.850	4.0		12.850	12.850
20.	#84	FERREIRA	Matilde	2010	 SpCP		8.8	8.5	8.8	8.8		8.800	4.0		12.800	12.800
20.	#121	AMADEU	Leonor	2010	 FCG		8.7	8.9	8.5	9.2		8.800	4.0		12.800	12.800
20.	#137	CARVALHO	Clara	2010	 CGG		8.8	9.0	8.8	8.7		8.800	4.0		12.800	12.800
20.	#156	CAPELA	Beatriz	2010	 ACMaia		8.8	8.8	8.8	9.3		8.800	4.0		12.800	12.800
24.	#91	GAMEIRO	Maria	2010	 UDRZA		9.2	9.1	9.0	9.1		9.100	3.6		12.700	12.700
25.	#145	RIBEIRO	Maria	2011	 CBP		8.8	8.5	8.5	8.9		8.650	4.0		12.650	12.650
26.	#116	COSTA	Laura	2010	 FCG		8.7	8.5	8.9	8.4		8.600	4.0		12.600	12.600
26.	#151	CUNHA	Teresa	2011	 BFC		8.7	8.4	8.6	8.6		8.600	4.0		12.600	12.600
28.	#105	MURTEIRA	Maria	2010	 EGYM		8.5	8.5	8.6	8.7		8.550	4.0		12.550	12.550
28.	#110	PARENTE	Filipa	2011	 GCP		8.2	8.6	8.5	8.9		8.550	4.0		12.550	12.550
28.	#140	LEITE	Margarida	2010	 CGG		8.5	8.6	8.7	8.4		8.550	4.0		12.550	12.550



























				Coach		E1	E2	E3	E4	E5	E	D	Pen	Total	Total
31.	#98	SANTOS	Margarida	2011	 	8.3	8.5	8.5	8.5		8.500	4.0		12.500	12.500
					CGOB										
31.	#100	FONSECA	Maria	2010	 	8.5	8.4	8.6	8.5		8.500	4.0		12.500	12.500
					GDAZ										





















































					Coach		E1	E2	E3	E4	E5	E	D	Pen	Total
1.	#111	MACHADO	Mariana	2011	 GCP		8.1	8.2	8.0	7.8		8.050	4.8		12.850
2.	#156	CAPELA	Beatriz	2010	 ACMaia		8.6	8.6	8.0	8.5		8.550	4.2		12.750
3.	#143	LEAL	Maria	2011	 CBP		8.2	8.3	7.5	7.7		7.950	4.7		12.650
4.	#100	FONSECA	Maria	2010	 GDAZ		8.3	8.0	8.6	8.2		8.250	4.2		12.450
5.	#92	ROSA	Kayla	2010	 UDRZA		9.0	8.8	8.6	8.2		8.700	3.7		12.400
6.	#109	SANTOS	Beatriz	2010	 GCP		8.2	8.1	7.7	8.3		8.150	4.2		12.350
7.	#119	CARDOSO	Sofia	2011	 FCG		8.0	7.5	7.7	8.1		7.850	4.4		12.250
8.	#118	RÊGO	Sofia	2011	 FCG		8.6	8.0	8.7	8.4		8.500	3.7		12.200
9.	#117	COSTA	Inês	2011	 FCG		7.8	7.4	7.6	7.9		7.700	4.4		12.100
10.	#115	PINA	Ana	2010	 FCG		9.0	8.6	9.0	8.7		8.850	3.2		12.050
10.	#120	RIBEIRO	Nicole	2010	 FCG		9.2	8.7	8.6	9.0		8.850	3.2		12.050
12.	#159	GONÇALVES	Beatriz	2010	 ACMaia		7.9	7.8	7.4	8.1		7.850	4.2		12.050
13.	#97	ALVES	Diana	2010	 CGOB		7.7	8.0	7.7	7.8		7.750	4.2		11.950



























					Coach		E1	E2	E3	E4	E5	E	D	Pen	Total
13.	#98	SANTOS	Margarida	2011	 CGOB		7.7	7.6	7.8	8.1		7.750	4.2		11.950
15.	#139	PIRES	Débora	2010	 CGG		7.6	7.5	7.3	7.7		7.550	4.4		11.950
16.	#93	PEDRO	Dalila	2011	 UDRZA		8.3	8.1	8.4	7.9		8.200	3.7		11.900
16.	#94	LOPES	Matilde	2010	 UDRZA		8.4	8.0	8.5	8.0		8.200	3.7		11.900
18.	#153	GOMES	Beatriz	2010	 EGGaia		8.3	8.0	8.5	8.0		8.150	3.7		11.850
18.	#149	CUNHA	Ana	2011	 BFC		8.8	8.4	7.7	7.9		8.150	3.7		11.850
20.	#101	MATOS	Alice	2010	 GDAZ		7.6	7.3	7.6	7.6		7.600	4.2		11.800
21.	#108	VIDEIRA	Marta	2010	 GCP		8.3	8.0	7.8	7.9		7.950	3.7		11.650
22.	#142	CÂMARA	Joana	2011	 CBP		8.2	8.2	7.6	7.6		7.900	3.7		11.600
23.	#116	COSTA	Laura	2010	 FCG		8.5	8.2	8.2	8.8		8.350	3.2		11.550
24.	#91	GAMEIRO	Maria	2010	 UDRZA		7.7	8.0	8.0	7.5		7.850	3.7		11.550
24.	#121	AMADEU	Leonor	2010	 FCG		8.1	7.9	7.8	7.6		7.850	3.7		11.550
26.	#154	SILVA	Eva	2010	 ACMaia		8.7	7.7	8.4	8.1		8.250	3.2		11.450
27.	#157	SOARES	Sofia	2010	 ACMaia		8.0	7.5	7.9	7.5		7.700	3.7		11.400





























					Coach		E1	E2	E3	E4	E5	E	D	Pen	Total
28.	#138	OLIVEIRA	Lia	2010	 CGG		7.0	6.9	6.9	7.3		6.950	4.4		11.350
29.	#130	SANTOS	Inês	2010	 AGJD		6.8	7.7	6.6	7.4		7.100	4.2		11.300
30.	#141	MAIA	Inês	2010	 VDA		7.7	6.7	6.7	7.1		6.900	4.4		11.300
31.	#152	TELINHOS	Alice	2011	 BFC		7.5	6.8	7.6	7.5		7.500	3.7		11.200
32.	#158	M. MARQUES	Maria	2010	 ACMaia		9.2	8.8	9.1	8.8		8.950	2.2		11.150
33.	#151	CUNHA	Teresa	2011	 BFC		7.3	7.6	7.6	7.2		7.450	3.7		11.150
34.	#96	DIAS	Margarida	2011	 CGOB		7.0	7.6	7.2	7.4		7.300	3.7		11.000
35.	#112	SANTOS	Maria	2010	 GCP		8.9	8.5	8.7	8.6		8.650	2.2		10.850
36.	#104	CARVALHO	Maria	2011	 EGYM		7.3	6.5	7.4	7.0		7.150	3.7		10.850
37.	#83	FREITAS	Inês	2011	 AGLo		7.4	6.4	7.0	6.9		6.950	3.7		10.650
38.	#99	NÓBREGA	Valerie	2010	 CDN		8.9	8.1	8.7	7.9		8.400	2.2		10.600
39.	#135	SOUSA	Eva	2011	 CARTI		7.5	7.2	7.1	6.2		7.150	3.4		10.550
40.	#147	GEBHARD	Maria	2010	 CDFP		8.6	8.2	8.3	8.2		8.250	2.2		10.450










					Coach		E1	E2	E3	E4	E5	E	D	Pen	Total
1.	#92	ROSA	Kayla	2010	 UDRZA		8.1	7.8	8.3	8.5		8.200	4.7		12.900
1.	#104	CARVALHO	Maria	2011	 EGYM		8.0	8.3	8.1	8.4		8.200	4.7		12.900
1.	#159	GONÇALVES	Beatriz	2010	 ACMaia		8.2	8.2	8.2	8.4		8.200	4.7		12.900
4.	#143	LEAL	Maria	2011	 CBP		7.0	6.9	6.9	7.4		6.950	5.8		12.750
5.	#152	TELINHOS	Alice	2011	 BFC		7.8	7.7	8.0	8.4		7.900	4.7		12.600
6.	#108	VIDEIRA	Marta	2010	 GCP		7.8	7.8	7.7	8.4		7.800	4.7		12.500
7.	#94	LOPES	Matilde	2010	 UDRZA		7.5	7.7	7.0	8.0		7.600	4.7		12.300
8.	#117	COSTA	Inês	2011	 FCG		6.5	6.3	6.6	6.5		6.500	5.5		12.000
9.	#125	RIBEIRO	Olivia	2010	 CGA		7.5	7.7	7.7	7.8		7.700	4.1		11.800
10.	#110	PARENTE	Filipa	2011	 GCP		7.1	7.1	7.2	7.1		7.100	4.7		11.800
11.	#93	PEDRO	Dalila	2011	 UDRZA		7.5	7.4	7.4	7.5		7.450	4.3		11.750
12.	#153	GOMES	Beatriz	2010	 EGGaia		6.8	6.3	7.1	7.1		6.950	4.7		11.650
13.	#134	DIAS	Maria	2010	 CARTI		6.9	6.6	6.9	7.2		6.900	4.7		11.600

					Coach		E1	E2	E3	E4	E5	E	D	Pen	Total
14.	#148	FRAGA	Eva	2011	 BFC		7.1	6.8	6.7	6.8		6.800	4.7		11.500
15.	#99	NÓBREGA	Valerie	2010	 CDN		6.5	7.2	6.3	6.9		6.700	4.7		11.400
16.	#140	LEITE	Margarida	2010	 CGG		7.0	7.3	7.2	7.6		7.250	4.0		11.250
17.	#154	SILVA	Eva	2010	 ACMaia		7.3	7.6	7.4	7.1		7.350	3.8		11.150
18.	#112	SANTOS	Maria	2010	 GCP		6.8	6.9	7.3	7.0		6.950	4.2		11.150
19.	#141	MAIA	Inês	2010	 VDA		6.5	6.4	6.8	6.4		6.450	4.7		11.150
20.	#111	MACHADO	Mariana	2011	 GCP		6.0	5.4	5.5	6.0		5.750	5.4		11.150
21.	#137	CARVALHO	Clara	2010	 CGG		8.1	7.8	7.9	7.9		7.900	3.2		11.100
22.	#139	PIRES	Débora	2010	 CGG		6.7	7.1	6.9	7.1		7.000	4.1		11.100
23.	#101	MATOS	Alice	2010	 GDAZ		6.7	7.1	7.3	6.2		6.900	4.2		11.100
24.	#151	CUNHA	Teresa	2011	 BFC		6.2	6.3	6.5	6.8		6.400	4.7		11.100
25.	#130	SANTOS	Inês	2010	 AGJD		7.3	7.1	7.3	8.0		7.300	3.7		11.000
26.	#109	SANTOS	Beatriz	2010	 GCP		6.1	6.5	6.4	6.2		6.300	4.7		11.000
26.	#142	CÂMARA	Joana	2011	 CBP		6.2	6.0	6.4	6.5		6.300	4.7		11.000








					Coach		E1	E2	E3	E4	E5	E	D	Pen	Total
28.	#147	GEBHARD	Maria	2010	 CDFP		7.5	7.6	7.2	7.8		7.550	3.4		10.950
29.	#91	GAMEIRO	Maria	2010	 UDRZA		6.2	6.4	6.3	6.2		6.250	4.7		10.950
30.	#155	MIRANDA	Ana	2010	 ACMaia		8.7	8.4	8.6	8.8		8.650	2.2		10.850
31.	#149	CUNHA	Ana	2011	 BFC		6.1	6.3	6.0	6.1		6.100	4.7		10.800
32.	#100	FONSECA	Maria	2010	 GDAZ		6.1	6.6	6.8	6.4		6.500	4.2		10.700
33.	#138	OLIVEIRA	Lia	2010	 CGG		7.8	7.9	7.8	8.1		7.850	2.7		10.550
34.	#124	MOREIRA	Maria	2010	 CLAC		6.6	6.2	7.0	6.7		6.650	3.9		10.550
35.	#114	ZHEREBNA	Elizabeth	2010	 GCP		6.3	6.3	6.4	6.5		6.350	4.2		10.550
36.	#158	M. MARQUES	Maria	2010	 ACMaia		5.9	5.7	5.8	5.9		5.850	4.7		10.550
37.	#102	RITO	Brunna	2011	 AGT		8.8	8.8	8.7	8.9		8.800	1.7		10.500
38.	#132	SANTOS	Leonor	2010	 CARTI		8.3	8.5	8.1	8.1		8.200	2.2		10.400








					Coach		E1	E2	E3	E4	E5	E	D	Pen	Total
1.	#111	MACHADO	Mariana	2011	 GCP		8.0	7.9	7.3	7.8		7.850	5.9		13.750
2.	#92	ROSA	Kayla	2010	 UDRZA		8.0	7.9	8.1	8.0		8.000	5.6		13.600
3.	#98	SANTOS	Margarida	2011	 CGOB		8.7	8.5	8.5	8.2		8.500	4.7		13.200
4.	#160	JUSTO	Sofia	2010	 CA4		7.6	7.6	7.9	7.8		7.700	5.5		13.200
5.	#94	LOPES	Matilde	2010	 UDRZA		7.8	7.5	7.3	7.5		7.500	5.6		13.100
6.	#93	PEDRO	Dalila	2011	 UDRZA		7.8	7.6	7.8	7.9		7.800	5.2		13.000
6.	#108	VIDEIRA	Marta	2010	 GCP		7.8	7.8	7.5	7.9		7.800	5.2		13.000
8.	#130	SANTOS	Inês	2010	 AGJD		8.1	7.8	8.1	8.2		8.100	4.7		12.800
9.	#134	DIAS	Maria	2010	 CARTI		8.5	8.2	8.7	8.6		8.550	4.2		12.750
10.	#156	CAPELA	Beatriz	2010	 ACMaia		8.0	8.1	7.8	8.0		8.000	4.7		12.700
11.	#147	GEBHARD	Maria	2010	 CDFP		8.0	7.8	8.4	7.8		7.900	4.7		12.600
12.	#99	NÓBREGA	Valerie	2010	 CDN		7.9	7.8	8.1	7.8		7.850	4.7		12.550
13.	#104	CARVALHO	Maria	2011	 EGYM		7.2	7.9	7.8	7.7		7.750	4.7		12.450








					Coach		E1	E2	E3	E4	E5	E	D	Pen	Total
14.	#142	CÂMARA	Joana	2011	 CBP		7.3	7.6	7.6	7.8		7.600	4.7		12.300
15.	#140	LEITE	Margarida	2010	 CGG		7.8	8.0	8.2	8.1		8.050	4.2		12.250
16.	#126	CARVALHO	Mariana	2010	 CGA		7.4	7.9	7.1	7.7		7.550	4.7		12.250
17.	#139	PIRES	Débora	2010	 CGG		7.3	7.3	7.8	7.6		7.450	4.8		12.250
18.	#91	GAMEIRO	Maria	2010	 UDRZA		8.1	7.7	8.3	7.9		8.000	4.2		12.200
19.	#138	OLIVEIRA	Lia	2010	 CGG		7.0	7.5	7.5	7.5		7.500	4.7		12.200
19.	#151	CUNHA	Teresa	2011	 BFC		7.2	7.5	7.5	7.5		7.500	4.7		12.200
21.	#96	DIAS	Margarida	2011	 CGOB		7.3	7.4	7.1	7.3		7.300	4.7		12.000
22.	#141	MAIA	Inês	2010	 VDA		6.6	7.0	6.5	6.9		6.750	5.2		11.950
23.	#157	SOARES	Sofia	2010	 ACMaia		7.6	7.9	7.4	7.8		7.700	4.2		11.900
24.	#83	FREITAS	Inês	2011	 AGLo		6.6	6.4	6.6	6.8		6.600	5.2		11.800
25.	#159	GONÇALVES	Beatriz	2010	 ACMaia		7.5	8.1	7.4	7.6		7.550	4.2		11.750
26.	#97	ALVES	Diana	2010	 CGOB		7.5	7.2	6.9	7.8		7.350	4.4		11.750
27.	#112	SANTOS	Maria	2010	 GCP		7.7	8.1	8.1	7.9		8.000	3.7		11.700







					Coach		E1	E2	E3	E4	E5	E	D	Pen	Total
27.	#118	RÊGO	Sofia	2011	 FCG		7.9	8.1	8.0	8.0		8.000	3.7		11.700
29.	#137	CARVALHO	Clara	2010	 CGG		7.4	7.5	7.5	7.2		7.450	4.2		11.650
30.	#153	GOMES	Beatriz	2010	 EGGaia		7.1	7.5	6.7	7.4		7.250	4.4		11.650
31.	#106	FORTUNATO	Margarida	2010	 EGYM		7.3	7.4	7.5	7.4		7.400	4.2		11.600
32.	#148	FRAGA	Eva	2011	 BFC		7.5	7.6	7.0	7.1		7.300	4.2		11.500



				Coach					Team Score
1.		UDRZA			38.050	36.200	36.950	39.700	150.900
T14									
	#92	ROSA	Kayla	2010	13.000	12.400	12.900	13.600	
	#94	LOPES	Matilde	2010	12.250	11.900	12.300	13.100	
	#93	PEDRO	Dalila	2011	12.350	11.900	11.750	13.000	
	#91	GAMEIRO	Maria	2010	12.700	11.550	10.950	12.200	
	#95	PASSOS	Inês	2011	12.000	10.250	8.500	11.150	
2.		GCP			39.750	36.850	35.450	38.450	150.500
T16									
	#111	MACHADO	Mariana	2011	13.450	12.850	11.150	13.750	
	#108	VIDEIRA	Marta	2010	13.200	11.650	12.500	13.000	
	#109	SANTOS	Beatriz	2010	13.100	12.350	11.000	11.450	
	#112	SANTOS	Maria	2010	12.300	10.850	11.150	11.700	
	#110	PARENTE	Filipa	2011	12.550	10.050	11.800	11.150	
3.		CGG			39.050	33.700	33.450	36.700	142.900
T20									
	#139	PIRES	Débora	2010	13.200	11.950	11.100	12.250	
	#138	OLIVEIRA	Lia	2010	12.450	11.350	10.550	12.200	
	#140	LEITE	Margarida	2010	12.550	9.950	11.250	12.250	
	#137	CARVALHO	Clara	2010	12.800	10.400	11.100	11.650	
	#136	PEREIRA	Laís	2011	13.050	9.950	10.150	11.300	

				Coach					Team Score
4.	 BFC				37.750	34.200	35.200	35.000	142.150
T22									
	#152	TELINHOS	Alice	2011	13.150	11.200	12.600	11.300	
	#151	CUNHA	Teresa	2011	12.600	11.150	11.100	12.200	
	#148	FRAGA	Eva	2011	12.000	10.450	11.500	11.500	
	#149	CUNHA	Ana	2011	12.000	11.850	10.800	10.550	
	#150	CARVALHO	Marta	2011	9.900	9.250	10.100	9.200	
5.	 ACMaia				37.400	35.600	32.550	36.000	141.550
T23									
	#156	CAPELA	Beatriz	2010	12.800	12.750	10.300	12.700	
	#154	SILVA	Eva	2010	12.300	11.450	11.150	11.400	
	#157	SOARES	Sofia	2010	12.050	11.400	10.400	11.900	
	#158	M. MARQUES	Maria	2010	12.150	11.150	10.550	11.250	
	#155	MIRANDA	Ana	2010	12.300	8.800	10.850	10.300	
6.	 FCG				38.800	36.550	32.050	33.600	141.000
T17									
	#117	COSTA	Inês	2011	13.000	12.100	12.000	10.600	
	#119	CARDOSO	Sofia	2011	13.200	12.250	9.750	11.100	
	#118	RÊGO	Sofia	2011	12.500	12.200	8.800	11.700	
	#115	PINA	Ana	2010	12.250	12.050	10.100	10.800	
	#116	COSTA	Laura	2010	12.600	11.550	9.950	10.800	









				Coach					Team Score
7.		CBP			38.400	34.650	33.450	34.500	141.000
T21									
	#143	LEAL	Maria	2011	13.250	12.650	12.750	11.150	
	#142	CÂMARA	Joana	2011	12.500	11.600	11.000	12.300	
	#145	RIBEIRO	Maria	2011	12.650	10.400	9.700	11.050	
	#146	ROCHA	Iara	2010	11.450	9.100	6.300	9.550	
	#144	MARQUES	Luísa	2010	2.000	10.100	7.900	10.000	
8.		EGYM			37.950	31.050	31.100	35.200	135.300
T15									
	#104	CARVALHO	Maria	2011	12.950	10.850	12.900	12.450	
	#103	DUARTE	Beatriz	2011	12.050	9.850	9.950	9.700	
	#105	MURTEIRA	Maria	2010	12.550	9.200	8.250	11.150	
	#107	BORGES	Margarida	2011	12.450	10.350	7.500	10.450	
	#106	FORTUNATO	Margarida	2010	2.000	9.150	8.000	11.600	
9.		CARTI			36.750	30.800	32.150	34.850	134.550
T19									
	#134	DIAS	Maria	2010	12.150	10.200	11.600	12.750	
	#131	MATIAS	Maria	2010	12.500	9.700	10.150	11.150	
	#135	SOUSA	Eva	2011	12.100	10.550	8.950	10.950	
	#132	SANTOS	Leonor	2010	9.600	9.650	10.400	10.750	
	#133	LEITE	Ariana	2011	9.950	10.050	9.450	10.250	

				Coach					Team Score
10.		SpCP			38.050	30.600	29.200	32.650	130.500
T13									
	#84	FERREIRA	Matilde	2010	12.800	10.300	9.700	10.550	
	#86	BARBOSA	Matilde	2010	12.850	10.200	8.500	11.300	
	#85	MONTEIRO	Júlia	2010	12.400	10.100	9.500	10.650	
	#87	SOUSA	Ana	2011	11.900	8.800	10.000	10.700	
	#88	HAYRE	Sophia	2011	12.050	9.150	9.100	9.200	
11.		CGA			35.900	27.950	32.450	33.350	129.650
T18									
	#126	CARVALHO	Mariana	2010	11.950	9.900	10.400	12.250	
	#125	RIBEIRO	Olivia	2010	12.200	8.850	11.800	11.450	
	#127	BORDALLO- PINHEIRO	Inês	2010	11.750	8.750	10.250	9.650	
	#128	RIBEIRO	Madalena	2011	10.550	8.900	9.850	9.600	
	#129	PINHAL	Alice	2011	11.500	9.150	8.550	9.350	








Group 1

1.	#161	SILVA	Lurdes	2008	–		AGJD
2.	T24 #162	CARVALHO	Raquel	2009	–		BFC
3.	T24 #163	MARQUES	Rita	2008	–		BFC
4.	T24 #164	RAMOS	Rita	2008	–		BFC
5.	T24 #165	TEIXEIRA	Inês	2008	–		BFC
6.	T24 #166	FRAZÃO	Maria	2009	–		BFC
7.	#167	FERREIRA	Bárbara	2009	–		CGOB
8.	#168	MÓNICA	Matilde	2009	–		CGOB








Group 2

1.	#169	GONÇALVES	Leonor	2008	–		BCAGYM
2.	#170	CARDOSO	Raquel	2009	–		CDAQ
3.	#171	PASTOR	Nicole	2009	–		CDAQ
4.	T25 #172	BATEIRA	Mariana	2008	–		SpCP
5.	T25 #173	FRÁGUAS	Maria	2008	–		SpCP
6.	T25 #174	SILVA	Rita	2008	–		SpCP
7.	T25 #175	SERRA	Clara	2009	–		SpCP
8.	T25 #176	D'ALMEIDA	Mariana	2009	–		SpCP

Group 3

1.	#177	MELO	Camilla	2008	–		CA4
2.	T26 #178	PINA	Beatriz	2008	–		FCG
3.	T26 #179	TEIXEIRA	Leonor	2008	–		FCG
4.	T26 #180	GUEDES	Diana	2009	–		FCG
5.	T26 #181	SEMBLANO	Diana	2009	–		FCG
6.	T26 #182	ALMEIDA	Rita	2008	–		FCG
7.	#183	LAMEIRA	Ana	2008	–		GCM









Group 4

1.	#184	RIBEIRO	Ana	2009	—		ACMaia
2.	#185	CAMPOS	Sophia	2009	—		ACMaia
3. T27	#186	PEREIRA	Leonor	2008	—		CGG
4. T27	#187	SILVA	Leonor	2008	—		CGG
5. T27	#188	GONÇALVES	Ariana	2009	—		CGG
6. T27	#189	COUTO	Joana	2008	—		CGG
7. T27	#190	OLIVEIRA	Íris	2008	—		CGG

Group 5

1.	#191	FIGUEIREDO	Marta	2009	—		AGT
2.	#192	RELEGO	Madalena	2008	—		AGT
3.	#193	AZEVEDO	Gabriela	2009	—		AGT
4.	#194	GUERRA	Sara	2009	—		GDAZ
5.	#195	JERÓNIMO	Joana	2008	—		GDAZ
6. T28	#196	CALADO	Beatriz	2009	—		UDRZA
7. T28	#197	ZEFERINO	Rita	2008	—		UDRZA
8. T28	#198	CARMO	Maria	2008	—		UDRZA
9. T28	#199	GRECU	Riana	2008	—		UDRZA








Group 6

1.	#200	C. SANTOS	Ana	2008	—		GCP
2.	#201	KACHIMBALI	Maria	2009	—		GCP
3.	#202	ROSA	Cayetana	2009	—		GCP
4. T29	#203	MARQUES	Catarina	2008	—		LGC
5. T29	#204	RAFAEL	Barbara	2008	—		LGC
6. T29	#205	FERREIRA	Maria	2008	—		LGC
7. T29	#206	NOBRE	Inês	2008	—		LGC
8. T29	#207	OLIVEIRA *	Manuela	2009	—		LGC









* ginasta estrangeira






































Group 7




























1.	#208	SIMÕES	Sofia	2008	—		CGF
2.	#209	DUQUE	Carlota	2009	—		CLAC
3.	T30 #210	A. SANTOS	Margarida	2009	—		CARTI
4.	T30 #211	SOBRAL	Maria	2009	—		CARTI
5.	T30 #212	RIBEIRO	Dara	2009	—		CARTI
6.	T30 #213	CARVALHO	Matilde	2008	—		CARTI
7.	T30 #214	QUINTELA	Lara	2008	—		CARTI
8.	#215	LOPES	Carolina	2009	—		CGA

Group 8









































1.	#216	AGUIAR	Maria	2008	—		CDN
2.	#217	AGUIAR	Branca	2008	—		CDN
3.	#218	GIL	Diana	2009	—		CNA
4.	T31 #219	FERNANDES	Carolina	2008	—		EGYM
5.	T31 #220	CASQUINHA	Iara	2009	—		EGYM
6.	T31 #221	GERVÁSIO	Lara	2009	—		EGYM
7.	T31 #222	CARVALHO	Mafalda	2009	—		EGYM
8.	T31 #223	NASCIMENTO	Sara	2009	—		EGYM


























					Coach		E1	E2	E3	E4	E5	E	D	Pen	Total	Total
1.	#179	TEIXEIRA	Leonor	2008	 FCG		9.1	8.9	9.0	8.8		8.950	4.8	-0.1	13.650	50.300
							9.0	9.1	8.6	8.9		8.950	3.7		12.650	
							7.3	7.8	7.1	7.7		7.500	3.9		11.400	
							7.1	7.6	7.1	6.9		7.100	5.5		12.600	
2.	#200	C.SANTOS	Ana	2008	 GCP		8.5	8.7	8.7	8.6		8.650	4.8		13.450	50.000
							8.0	7.8	7.5	7.3		7.650	4.2		11.850	
							7.9	7.9	7.8	8.1		7.900	3.9		11.800	
							8.1	8.3	7.8	8.4		8.200	4.7		12.900	
3.	#182	ALMEIDA	Rita	2008	 FCG		9.2	9.2	9.2	9.3		9.200	3.6		12.800	49.900
							8.5	8.6	8.9	8.5		8.550	4.7		13.250	
							7.1	7.4	7.1	7.4		7.250	4.7		11.950	
							7.5	6.7	7.2	7.2		7.200	4.7		11.900	
4.	#184	RIBEIRO	Ana	2009	 ACMaia		9.1	8.9	8.9	8.7		8.900	4.8		13.700	49.900
							8.2	8.4	8.2	8.1		8.200	3.7		11.900	
							7.8	7.2	6.9	7.6		7.400	4.7		12.100	
							7.2	7.0	6.1	7.4		7.100	5.1		12.200	
5.	#197	ZEFERINO	Rita	2008	 UDRZA		8.9	9.0	9.1	8.7		8.950	4.8		13.750	49.000
							7.3	7.6	7.4	7.7		7.500	4.7		12.200	
							6.0	6.1	5.7	6.1		6.050	4.7		10.750	
							8.3	7.6	8.2	8.0		8.100	4.2		12.300	
6.	#168	MÓNICA	Matilde	2009	 CGOB		8.7	8.3	8.0	8.4		8.350	4.0		12.350	48.950
							7.8	8.4	8.1	8.7		8.250	4.2		12.450	
							6.7	6.9	6.5	6.8		6.750	4.7		11.450	
							7.8	7.3	7.4	7.6		7.500	5.2		12.700	
7.	#198	CARMO	Maria	2008	 UDRZA		8.7	8.6	8.7	8.6		8.650	4.8		13.450	48.750
							8.4	7.9	7.9	8.5		8.150	4.7		12.850	
							5.7	6.2	6.0	5.6		5.850	4.5		10.350	
							7.5	7.2	7.1	7.4		7.300	4.8		12.100	















				Coach		E1	E2	E3	E4	E5	E	D	Pen	Total	Total
8.	#220	CASQUINHA	Iara	2009	 EGYM		8.5	8.6	8.5	8.6	8.550	4.8		13.350	48.550
					EGYM		7.5	7.6	7.0	7.5	7.500	3.8		11.300	
							6.2	5.5	5.8	6.2	6.000	4.7		10.700	
							8.6	8.5	8.1	8.5	8.500	4.7		13.200	
9.	#195	JERÓNIMO	Joana	2008	 GDAZ		8.5	8.8	8.7	8.3	8.600	4.8	-0.1	13.300	48.450
					GDAZ		7.8	8.4	7.8	7.9	7.850	3.8		11.650	
							5.2	5.5	5.4	5.3	5.350	5.5		10.850	
							8.0	7.8	7.9	8.7	7.950	4.7		12.650	
10.	#176	D'ALMEIDA	Mariana	2009	 SpCP		8.6	8.6	8.7	8.4	8.600	4.8		13.400	48.300
					SpCP		8.4	8.4	8.5	8.2	8.400	2.2		10.600	
							7.6	7.9	7.3	7.9	7.750	4.7		12.450	
							7.7	7.8	7.6	7.3	7.650	4.2		11.850	
11.	#170	CARDOSO	Raquel	2009	 CDAQ		8.8	8.8	8.8	8.6	8.800	4.0		12.800	48.150
					CDAQ		6.9	7.1	6.7	6.9	6.900	3.7		10.600	
							7.6	7.5	7.7	8.2	7.650	4.7		12.350	
							7.7	7.0	7.5	7.1	7.300	5.1		12.400	
12.	#221	GERVÁSIO	Lara	2009	 EGYM		8.1	8.2	8.4	8.4	8.300	4.0	-0.1	12.200	48.150
					EGYM		7.4	7.4	7.6	7.0	7.400	3.8		11.200	
							7.4	7.3	7.1	7.2	7.250	4.7		11.950	
							8.1	8.1	7.9	8.3	8.100	4.7		12.800	
13.	#186	PEREIRA	Leonor	2008	 CGG		8.3	8.4	8.5	8.5	8.450	4.8		13.250	48.100
					CGG		8.1	8.0	7.7	7.0	7.850	3.7		11.550	
							6.0	5.6	6.0	5.6	5.800	4.7		10.500	
							7.7	7.2	6.8	7.2	7.200	5.6		12.800	
14.	#212	RIBEIRO	Dara	2009	 CARTI		8.3	8.2	8.3	8.3	8.300	4.0		12.300	48.000
					CARTI		8.4	8.7	8.6	8.5	8.550	2.2		10.750	
							8.0	7.4	7.7	7.7	7.700	4.7		12.400	
							8.8	8.8	8.2	8.5	8.650	4.2	-0.3	12.550	
15.	#208	SIMÕES	Sofia	2008	 CGF		8.0	8.8	8.7	8.3	8.500	4.0		12.500	47.800
					CGF		6.0	6.2	6.6	5.8	6.100	4.7		10.800	
							7.2	7.0	6.7	7.3	7.100	4.7		11.800	
							8.0	8.1	8.0	8.0	8.000	4.7		12.700	

































					Coach		E1	E2	E3	E4	E5	E	D	Pen	Total	Total
16.	#183	LAMEIRA	Ana	2008	 GCM		8.1	8.4	8.5	8.3		8.350	4.0		12.350	47.700
							7.5	8.0	7.8	7.0		7.650	4.2		11.850	
							5.9	5.8	5.8	6.1		5.850	4.7		10.550	
							8.3	8.3	8.2	8.0		8.250	4.7		12.950	
17.	#196	CALADO	Beatriz	2009	 UDRZA		9.1	9.1	9.0	9.1		9.100	3.6		12.700	47.550
							7.9	7.8	7.7	8.0		7.850	3.7		11.550	
							7.4	7.4	7.2	7.0		7.300	4.7		12.000	
							7.9	7.5	7.5	8.1		7.700	3.6		11.300	
18.	#201	KACHIMBALI	Maria	2009	 GCP		8.4	8.8	8.6	8.7		8.650	4.8		13.450	47.400
							7.8	7.4	7.1	8.0		7.600	2.2		9.800	
							6.3	6.3	6.5	7.0		6.400	4.7		11.100	
							8.3	8.0	8.4	8.7		8.350	4.7		13.050	
19.	#167	FERREIRA	Bárbara	2009	 CGOB		8.6	8.7	8.7	8.4		8.650	4.0		12.650	47.100
							7.5	7.3	6.5	7.5		7.400	3.7		11.100	
							6.1	5.8	5.7	6.4		5.950	4.2		10.150	
							8.8	8.4	8.6	8.2		8.500	4.7		13.200	
20.	#189	COUTO	Joana	2008	 CGG		8.5	8.7	8.5	8.3		8.500	4.8		13.300	47.050
							6.7	6.7	7.3	7.4		7.000	3.7		10.700	
							8.4	8.6	8.3	8.4		8.400	3.2		11.600	
							7.8	7.7	7.3	8.0		7.750	3.7		11.450	
21.	#216	AGUIAR	Maria	2008	 CDN		8.7	9.1	8.8	8.5		8.750	4.0		12.750	47.000
							7.5	7.2	7.2	6.9		7.200	4.2		11.400	
							6.8	6.0	6.1	6.5		6.300	3.9		10.200	
							8.2	7.7	7.6	8.4		7.950	4.7		12.650	
22.	#217	AGUIAR	Branca	2008	 CDN		8.5	8.8	8.6	8.2		8.550	4.0		12.550	46.850
							6.7	6.2	6.8	6.7		6.700	3.2		9.900	
							7.2	6.8	6.7	7.0		6.900	4.7		11.600	
							8.4	8.3	7.9	7.8		8.100	4.7		12.800	
23.	#177	MELO	Camilla	2008	 CA4		8.8	8.5	8.2	8.9		8.650	4.8		13.450	46.750
							7.5	7.4	6.8	6.8		7.100	2.2		9.300	
							6.0	6.2	6.2	6.1		6.150	4.7		10.850	
							8.7	8.5	8.0	8.4		8.450	4.7		13.150	







				Coach		E1	E2	E3	E4	E5	E	D	Pen	Total	Total
24.	#178	PINA	Beatriz	2008	 FCG	 8.2	8.6	8.5	8.4		8.450	4.8		13.250	46.500
						 8.3	7.9	8.3	7.7		8.100	3.2	11.300		
						 6.2	6.8	6.0	6.4		6.300	3.9	10.200		
						 6.7	7.2	6.6	7.2		6.950	4.8	11.750		
25.	#165	TEIXEIRA	Inês	2008	 BFC	 8.0	8.4	8.2	8.6		8.300	4.0		12.300	46.000
						 7.7	8.2	7.7	7.5		7.700	2.4	10.100		
						 6.0	6.0	5.5	6.0		6.000	4.7	10.700		
						 8.0	7.6	7.4	7.8		7.700	5.2	12.900		
26.	#215	LOPES	Carolina	2009	 CGA	 8.7	8.6	8.6	8.8		8.650	3.6		12.250	45.950
						 7.5	7.4	7.7	7.2		7.450	3.7	11.150		
						 6.0	5.8	6.2	6.0		6.000	4.7	10.700		
						 7.7	7.9	7.6	7.6		7.650	4.2	11.850		
27.	#188	GONÇALVES	Ariana	2009	 CGG	 8.5	8.8	8.7	8.7		8.700	4.8		13.500	45.900
						 6.3	5.9	6.1	5.9		6.000	3.3	9.300		
						 8.0	8.6	8.8	8.4		8.500	3.2	11.700		
						 7.4	7.0	7.5	6.9		7.200	4.2	11.400		
28.	#202	ROSA	Cayetana	2009	 GCP	 8.6	8.6	8.5	8.4		8.550	4.0		12.550	45.900
						 7.8	7.4	7.5	7.3		7.450	2.2	9.650		
						 7.5	7.5	7.1	6.9		7.300	4.2	11.500		
						 8.0	7.9	7.3	7.7		7.800	4.4	12.200		
29.	#171	PASTOR	Nicole	2009	 CDAQ	 9.4	9.3	9.0	9.1		9.200	3.2		12.400	45.800
						 7.3	7.5	7.3	7.3		7.300	3.0	10.300		
						 7.4	7.4	6.8	7.8		7.400	4.2	11.600		
						 7.4	7.3	7.3	7.0		7.300	4.2	11.500		
30.	#181	SEMBLANO	Diana	2009	 FCG	 9.4	9.1	9.1	9.1		9.100	3.6		12.700	45.500
						 7.8	8.2	8.3	7.9		8.050	4.7	12.750		
						 3.3	3.5	4.2	4.0		3.750	5.2	8.950		
						 7.2	7.2	6.6	7.5		7.200	3.9	11.100		
31.	#207	OLIVEIRA *	Manuela	2009	 LGC	 8.5	8.4	8.6	8.5		8.500	3.6		12.100	44.850
						 6.2	5.7	5.7	6.0		5.850	3.7	9.550		
						 7.2	7.2	7.2	7.3		7.200	4.7	11.900		
						 7.7	7.5	7.5	8.1		7.600	3.7	11.300		

					Coach		E1	E2	E3	E4	E5	E	D	Pen	Total	Total
32.	#174	SILVA	Rita	2008	 SpCP		8.5	8.6	8.6	8.2		8.550	4.0		12.550	44.850
							6.0	5.8	6.0	5.5		5.900	3.7		9.600	
							6.8	6.8	6.2	6.5		6.650	4.2		10.850	
							8.1	7.8	7.2	7.5		7.650	4.2		11.850	
33.	#194	GUERRA	Sara	2009	 GDAZ		8.4	8.5	8.6	8.6		8.550	4.0		12.550	44.650
							8.4	9.0	8.8	8.7		8.750	2.2		10.950	
							6.5	6.0	6.0	6.4		6.200	4.2		10.400	
							7.1	6.6	7.6	7.9		7.350	3.4		10.750	
34.	#199	GRECU	Riana	2008	 UDRZA		8.9	8.9	8.8	8.8		8.850	4.0		12.850	44.400
							8.1	7.8	7.8	7.9		7.850	3.7		11.550	
							6.0	6.2	6.0	6.0		6.000	4.2		10.200	
							6.5	6.2	6.9	7.1		6.700	3.2	-0.1	9.800	
35.	#185	CAMPOS	Sophia	2009	 ACMaia		8.2	8.5	8.4	8.4		8.400	3.6		12.000	44.100
							8.9	9.1	8.5	8.9		8.900	2.2		11.100	
							7.0	6.5	6.7	6.9		6.800	3.2		10.000	
							8.1	7.1	7.2	7.4		7.300	3.7		11.000	
36.	#210	A. SANTOS	Margarida	2009	 CARTI		8.2	8.0	8.2	8.2		8.200	3.6		11.800	43.700
							8.8	8.4	8.9	8.2		8.600	2.1		10.700	
							6.1	5.8	5.8	6.2		5.950	3.9		9.850	
							7.9	7.9	7.4	7.4		7.650	3.7		11.350	














				Coach		E1	E2	E3	E4	E5	E	D	Pen	Total	Total
1.	#197	ZEFERINO	Rita	2008	 UDRZA	8.9	9.0	9.1	8.7		8.950	4.8		13.750	13.750
2.	#184	RIBEIRO	Ana	2009	 ACMaia	9.1	8.9	8.9	8.7		8.900	4.8		13.700	13.700
3.	#179	TEIXEIRA	Leonor	2008	 FCG	9.1	8.9	9.0	8.8		8.950	4.8	-0.1	13.650	13.650
4.	#188	GONÇALVES	Ariana	2009	 CGG	8.5	8.8	8.7	8.7		8.700	4.8		13.500	13.500
5.	#177	MELO	Camilla	2008	 CA4	8.8	8.5	8.2	8.9		8.650	4.8		13.450	13.450
5.	#198	CARMO	Maria	2008	 UDRZA	8.7	8.6	8.7	8.6		8.650	4.8		13.450	13.450
5.	#200	C. SANTOS	Ana	2008	 GCP	8.5	8.7	8.7	8.6		8.650	4.8		13.450	13.450
5.	#201	KACHIMBALI	Maria	2009	 GCP	8.4	8.8	8.6	8.7		8.650	4.8		13.450	13.450
5.	#218	GIL	Diana	2009	 CNA	8.5	8.8	8.9	8.4		8.650	4.8		13.450	13.450
10.	#176	D'ALMEIDA	Mariana	2009	 SpCP	8.6	8.6	8.7	8.4		8.600	4.8		13.400	13.400
11.	#220	CASQUINHA	Iara	2009	 EGYM	8.5	8.6	8.5	8.6		8.550	4.8		13.350	13.350
12.	#195	JERÓNIMO	Joana	2008	 GDAZ	8.5	8.8	8.7	8.3		8.600	4.8	-0.1	13.300	13.300
13.	#189	COUTO	Joana	2008	 CGG	8.5	8.7	8.5	8.3		8.500	4.8		13.300	13.300
14.	#178	PINA	Beatriz	2008	 FCG	8.2	8.6	8.5	8.4		8.450	4.8		13.250	13.250





























					Coach		E1	E2	E3	E4	E5	E	D	Pen	Total	Total
14.	#186	PEREIRA	Leonor	2008	 CGG		8.3	8.4	8.5	8.5		8.450	4.8		13.250	13.250
16.	#199	GRECU	Riana	2008	 UDRZA		8.9	8.9	8.8	8.8		8.850	4.0		12.850	12.850
17.	#182	ALMEIDA	Rita	2008	 FCG		9.2	9.2	9.2	9.3		9.200	3.6		12.800	12.800
18.	#170	CARDOSO	Raquel	2009	 CDAQ		8.8	8.8	8.8	8.6		8.800	4.0		12.800	12.800
19.	#216	AGUIAR	Maria	2008	 CDN		8.7	9.1	8.8	8.5		8.750	4.0		12.750	12.750
20.	#181	SEMBLANO	Diana	2009	 FCG		9.4	9.1	9.1	9.1		9.100	3.6		12.700	12.700
20.	#196	CALADO	Beatriz	2009	 UDRZA		9.1	9.1	9.0	9.1		9.100	3.6		12.700	12.700
22.	#167	FERREIRA	Bárbara	2009	 CGOB		8.6	8.7	8.7	8.4		8.650	4.0		12.650	12.650
22.	#187	SILVA	Leonor	2008	 CGG		8.6	8.5	8.7	8.7		8.650	4.0		12.650	12.650
24.	#174	SILVA	Rita	2008	 SpCP		8.5	8.6	8.6	8.2		8.550	4.0		12.550	12.550
24.	#194	GUERRA	Sara	2009	 GDAZ		8.4	8.5	8.6	8.6		8.550	4.0		12.550	12.550
24.	#202	ROSA	Cayetana	2009	 GCP		8.6	8.6	8.5	8.4		8.550	4.0		12.550	12.550
24.	#217	AGUIAR	Branca	2008	 CDN		8.5	8.8	8.6	8.2		8.550	4.0		12.550	12.550
28.	#208	SIMÕES	Sofia	2008	 CGF		8.0	8.8	8.7	8.3		8.500	4.0		12.500	12.500
28.	#209	DUQUE	Carlota	2009	 CLAC		8.4	8.5	8.7	8.5		8.500	4.0		12.500	12.500
28.	#223	NASCIMENTO	Sara	2009	 EGYM		8.3	8.6	8.7	8.4		8.500	4.0		12.500	12.500

















					Coach		E1	E2	E3	E4	E5	E	D	Pen	Total	Total
31.	#171	PASTOR	Nicole	2009			9.4	9.3	9.0	9.1		9.200	3.2		12.400	12.400
CDAQ																
31.	#206	NOBRE	Inês	2008			9.3	9.4	9.0	9.1		9.200	3.2		12.400	12.400
LGC																

























































				Coach		E1	E2	E3	E4	E5	E	D	Pen	Total
1.	#182	ALMEIDA	Rita	2008	 FCG	8.5	8.6	8.9	8.5		8.550	4.7		13.250
2.	#198	CARMO	Maria	2008	 UDRZA	8.4	7.9	7.9	8.5		8.150	4.7		12.850
3.	#181	SEMBLANO	Diana	2009	 FCG	7.8	8.2	8.3	7.9		8.050	4.7		12.750
4.	#179	TEIXEIRA	Leonor	2008	 FCG	9.0	9.1	8.6	8.9		8.950	3.7		12.650
5.	#168	MÓNICA	Matilde	2009	 CGOB	7.8	8.4	8.1	8.7		8.250	4.2		12.450
6.	#197	ZEFERINO	Rita	2008	 UDRZA	7.3	7.6	7.4	7.7		7.500	4.7		12.200
7.	#184	RIBEIRO	Ana	2009	 ACMaia	8.2	8.4	8.2	8.1		8.200	3.7		11.900
8.	#183	LAMEIRA	Ana	2008	 GCM	7.5	8.0	7.8	7.0		7.650	4.2		11.850
8.	#200	C. SANTOS	Ana	2008	 GCP	8.0	7.8	7.5	7.3		7.650	4.2		11.850
10.	#195	JERÓNIMO	Joana	2008	 GDAZ	7.8	8.4	7.8	7.9		7.850	3.8		11.650
11.	#206	NOBRE	Inês	2008	 LGC	8.0	7.7	7.9	7.9		7.900	3.7		11.600
12.	#186	PEREIRA	Leonor	2008	 CGG	8.1	8.0	7.7	7.0		7.850	3.7		11.550
12.	#196	CALADO	Beatriz	2009	 UDRZA	7.9	7.8	7.7	8.0		7.850	3.7		11.550





























					Coach		E1	E2	E3	E4	E5	E	D	Pen	Total
12.	#199	GRECU	Riana	2008	 UDRZA		8.1	7.8	7.8	7.9		7.850	3.7		11.550
15.	#216	AGUIAR	Maria	2008	 CDN		7.5	7.2	7.2	6.9		7.200	4.2		11.400
16.	#178	PINA	Beatriz	2008	 FCG		8.3	7.9	8.3	7.7		8.100	3.2		11.300
17.	#220	CASQUINHA	Lara	2009	 EGYM		7.5	7.6	7.0	7.5		7.500	3.8		11.300
18.	#221	GERVÁSIO	Lara	2009	 EGYM		7.4	7.4	7.6	7.0		7.400	3.8		11.200
19.	#215	LOPES	Carolina	2009	 CGA		7.5	7.4	7.7	7.2		7.450	3.7		11.150
20.	#185	CAMPOS	Sophia	2009	 ACMaia		8.9	9.1	8.5	8.9		8.900	2.2		11.100
21.	#180	GUEDES	Diana	2009	 FCG		8.1	7.9	7.9	7.7		7.900	3.2		11.100
22.	#167	FERREIRA	Bárbara	2009	 CGOB		7.5	7.3	6.5	7.5		7.400	3.7		11.100
23.	#194	GUERRA	Sara	2009	 GDAZ		8.4	9.0	8.8	8.7		8.750	2.2		10.950
24.	#208	SIMÕES	Sofia	2008	 CGF		6.0	6.2	6.6	5.8		6.100	4.7		10.800
25.	#205	FERREIRA	Maria	2008	 LGC		8.4	8.7	8.8	8.2		8.550	2.2		10.750
25.	#212	RIBEIRO	Dara	2009	 CARTI		8.4	8.7	8.6	8.5		8.550	2.2		10.750
27.	#210	A. SANTOS	Margarida	2009	 CARTI		8.8	8.4	8.9	8.2		8.600	2.1		10.700







					Coach		E1	E2	E3	E4	E5	E	D	Pen	Total
28.	#164	RAMOS	Rita	2008	 BFC		8.1	8.5	8.5	8.6		8.500	2.2		10.700
29.	#189	COUTO	Joana	2008	 CGG		6.7	6.7	7.3	7.4		7.000	3.7		10.700
30.	#176	D'ALMEIDA	Mariana	2009	 SpCP		8.4	8.4	8.5	8.2		8.400	2.2		10.600
31.	#170	CARDOSO	Raquel	2009	 CDAQ		6.9	7.1	6.7	6.9		6.900	3.7		10.600
32.	#162	CARVALHO	Raquel	2009	 BFC		7.1	7.2	7.5	6.8		7.150	3.2		10.350
33.	#171	PASTOR	Nicole	2009	 CDAQ		7.3	7.5	7.3	7.3		7.300	3.0		10.300
34.	#165	TEIXEIRA	Inês	2008	 BFC		7.7	8.2	7.7	7.5		7.700	2.4		10.100
















					Coach		E1	E2	E3	E4	E5	E	D	Pen	Total
1.	#176	D'ALMEIDA	Mariana	2009	 SpCP		7.6	7.9	7.3	7.9		7.750	4.7		12.450
2.	#212	RIBEIRO	Dara	2009	 CARTI		8.0	7.4	7.7	7.7		7.700	4.7		12.400
3.	#170	CARDOSO	Raquel	2009	 CDAQ		7.6	7.5	7.7	8.2		7.650	4.7		12.350
4.	#184	RIBEIRO	Ana	2009	 ACMaia		7.8	7.2	6.9	7.6		7.400	4.7		12.100
5.	#196	CALADO	Beatriz	2009	 UDRZA		7.4	7.4	7.2	7.0		7.300	4.7		12.000
6.	#182	ALMEIDA	Rita	2008	 FCG		7.1	7.4	7.1	7.4		7.250	4.7		11.950
6.	#221	GERVÁSIO	Lara	2009	 EGYM		7.4	7.3	7.1	7.2		7.250	4.7		11.950
8.	#207	OLIVEIRA *	Manuela	2009	 LGC		7.2	7.2	7.2	7.3		7.200	4.7		11.900
9.	#200	C. SANTOS	Ana	2008	 GCP		7.9	7.9	7.8	8.1		7.900	3.9		11.800
10.	#208	SIMÕES	Sofia	2008	 CGF		7.2	7.0	6.7	7.3		7.100	4.7		11.800
11.	#188	GONÇALVES	Ariana	2009	 CGG		8.0	8.6	8.8	8.4		8.500	3.2		11.700
12.	#189	COUTO	Joana	2008	 CGG		8.4	8.6	8.3	8.4		8.400	3.2		11.600
13.	#171	PASTOR	Nicole	2009	 CDAQ		7.4	7.4	6.8	7.8		7.400	4.2		11.600





























					Coach		E1	E2	E3	E4	E5	E	D	Pen	Total
14.	#217	AGUIAR	Branca	2008	 CDN		7.2	6.8	6.7	7.0		6.900	4.7		11.600
15.	#202	ROSA	Cayetana	2009	 GCP		7.5	7.5	7.1	6.9		7.300	4.2		11.500
16.	#168	MÓNICA	Matilde	2009	 CGOB		6.7	6.9	6.5	6.8		6.750	4.7		11.450
17.	#179	TEIXEIRA	Leonor	2008	 FCG		7.3	7.8	7.1	7.7		7.500	3.9		11.400
18.	#211	SOBRAL	Maria	2009	 CARTI		8.5	8.9	8.9	8.9		8.900	2.2		11.100
19.	#201	KACHIMBALI	Maria	2009	 GCP		6.3	6.3	6.5	7.0		6.400	4.7		11.100
20.	#192	RELEGO	Madalena	2008	 AGT		9.0	9.2	9.1	9.4		9.150	1.7		10.850
21.	#174	SILVA	Rita	2008	 SpCP		6.8	6.8	6.2	6.5		6.650	4.2		10.850
22.	#177	MELO	Camilla	2008	 CA4		6.0	6.2	6.2	6.1		6.150	4.7		10.850
23.	#195	JERÓNIMO	Joana	2008	 GDAZ		5.2	5.5	5.4	5.3		5.350	5.5		10.850
24.	#197	ZEFERINO	Rita	2008	 UDRZA		6.0	6.1	5.7	6.1		6.050	4.7		10.750
25.	#165	TEIXEIRA	Inês	2008	 BFC		6.0	6.0	5.5	6.0		6.000	4.7		10.700
25.	#215	LOPES	Carolina	2009	 CGA		6.0	5.8	6.2	6.0		6.000	4.7		10.700
25.	#220	CASQUINHA	Iara	2009	 EGYM		6.2	5.5	5.8	6.2		6.000	4.7		10.700























					Coach		E1	E2	E3	E4	E5	E	D	Pen	Total
28.	#203	MARQUES	Catarina	2008	 LGC		6.0	5.8	6.6	5.5		5.900	4.7		10.600
29.	#183	LAMEIRA	Ana	2008	 GCM		5.9	5.8	5.8	6.1		5.850	4.7		10.550
30.	#186	PEREIRA	Leonor	2008	 CGG		6.0	5.6	6.0	5.6		5.800	4.7		10.500
31.	#194	GUERRA	Sara	2009	 GDAZ		6.5	6.0	6.0	6.4		6.200	4.2		10.400
32.	#175	SERRA	Clara	2009	 SpCP		8.4	8.6	8.7	8.8		8.650	1.7		10.350
33.	#198	CARMO	Maria	2008	 UDRZA		5.7	6.2	6.0	5.6		5.850	4.5		10.350
34.	#222	CARVALHO	Mafalda	2009	 EGYM		8.0	8.2	8.0	8.2		8.100	2.2		10.300
35.	#214	QUINTELA	Lara	2008	 CARTI		6.9	6.9	7.1	6.5		6.900	3.4		10.300
36.	#178	PINA	Beatriz	2008	 FCG		6.2	6.8	6.0	6.4		6.300	3.9		10.200
36.	#216	AGUIAR	Maria	2008	 CDN		6.8	6.0	6.1	6.5		6.300	3.9		10.200
38.	#199	GRECU	Riana	2008	 UDRZA		6.0	6.2	6.0	6.0		6.000	4.2		10.200
39.	#163	MARQUES	Rita	2008	 BFC		6.5	6.8	7.6	7.1		6.950	3.2		10.150
40.	#167	FERREIRA	Bárbara	2009	 CGOB		6.1	5.8	5.7	6.4		5.950	4.2		10.150
41.	#185	CAMPOS	Sophia	2009	 ACMaia		7.0	6.5	6.7	6.9		6.800	3.2		10.000








					Coach		E1	E2	E3	E4	E5	E	D	Pen	Total
42.	#173	FRÁGUAS	Maria	2008	 SpCP		7.0	7.3	7.0	7.7		7.150	2.7		9.850
43.	#210	A. SANTOS	Margarida	2009	 CARTI		6.1	5.8	5.8	6.2		5.950	3.9		9.850
44.	#187	SILVA	Leonor	2008	 CGG		5.4	5.3	5.4	5.8		5.400	4.2		9.600








				Coach		E1	E2	E3	E4	E5	E	D	Pen	Total
1.	#167	FERREIRA	Bárbara	2009	 CGOB	8.8	8.4	8.6	8.2		8.500	4.7		13.200
1.	#220	CASQUINHA	Iara	2009	 EGYM	8.6	8.5	8.1	8.5		8.500	4.7		13.200
3.	#177	MELO	Camilla	2008	 CA4	8.7	8.5	8.0	8.4		8.450	4.7		13.150
4.	#201	KACHIMBALI	Maria	2009	 GCP	8.3	8.0	8.4	8.7		8.350	4.7		13.050
5.	#219	FERNANDES	Carolina	2008	 EGYM	8.4	8.4	8.0	8.2		8.300	4.7		13.000
6.	#183	LAMEIRA	Ana	2008	 GCM	8.3	8.3	8.2	8.0		8.250	4.7		12.950
7.	#200	C. SANTOS	Ana	2008	 GCP	8.1	8.3	7.8	8.4		8.200	4.7		12.900
8.	#165	TEIXEIRA	Inês	2008	 BFC	8.0	7.6	7.4	7.8		7.700	5.2		12.900
9.	#217	AGUIAR	Branca	2008	 CDN	8.4	8.3	7.9	7.8		8.100	4.7		12.800
9.	#221	GERVÁSIO	Lara	2009	 EGYM	8.1	8.1	7.9	8.3		8.100	4.7		12.800
11.	#186	PEREIRA	Leonor	2008	 CGG	7.7	7.2	6.8	7.2		7.200	5.6		12.800
12.	#208	SIMÕES	Sofia	2008	 CGF	8.0	8.1	8.0	8.0		8.000	4.7		12.700
13.	#168	MÓNICA	Matilde	2009	 CGOB	7.8	7.3	7.4	7.6		7.500	5.2		12.700

					Coach		E1	E2	E3	E4	E5	E	D	Pen	Total
14.	#195	JERÓNIMO	Joana	2008	 GDAZ		8.0	7.8	7.9	8.7		7.950	4.7		12.650
14.	#216	AGUIAR	Maria	2008	 CDN		8.2	7.7	7.6	8.4		7.950	4.7		12.650
16.	#179	TEIXEIRA	Leonor	2008	 FCG		7.1	7.6	7.1	6.9		7.100	5.5		12.600
17.	#212	RIBEIRO	Dara	2009	 CARTI		8.8	8.8	8.2	8.5		8.650	4.2	-0.3	12.550
18.	#209	DUQUE	Carlota	2009	 CLAC		7.7	7.9	7.2	7.7		7.700	4.7		12.400
19.	#170	CARDOSO	Raquel	2009	 CDAQ		7.7	7.0	7.5	7.1		7.300	5.1		12.400
20.	#197	ZEFERINO	Rita	2008	 UDRZA		8.3	7.6	8.2	8.0		8.100	4.2		12.300
21.	#202	ROSA	Cayetana	2009	 GCP		8.0	7.9	7.3	7.7		7.800	4.4		12.200
22.	#184	RIBEIRO	Ana	2009	 ACMaia		7.2	7.0	6.1	7.4		7.100	5.1		12.200
23.	#198	CARMO	Maria	2008	 UDRZA		7.5	7.2	7.1	7.4		7.300	4.8		12.100
24.	#193	AZEVEDO	Gabriela	2009	 AGT		7.8	7.0	7.8	8.0		7.800	4.2		12.000
25.	#182	ALMEIDA	Rita	2008	 FCG		7.5	6.7	7.2	7.2		7.200	4.7		11.900
26.	#174	SILVA	Rita	2008	 SpCP		8.1	7.8	7.2	7.5		7.650	4.2		11.850
26.	#176	D'ALMEIDA	Mariana	2009	 SpCP		7.7	7.8	7.6	7.3		7.650	4.2		11.850

					Coach		E1	E2	E3	E4	E5	E	D	Pen	Total
26.	#215	LOPES	Carolina	2009	 CGA		7.7	7.9	7.6	7.6		7.650	4.2		11.850
29.	#178	PINA	Beatriz	2008	 FCG		6.7	7.2	6.6	7.2		6.950	4.8		11.750
30.	#213	CARVALHO	Matilde	2008	 CARTI		7.7	7.5	8.0	7.9		7.800	3.7		11.500
31.	#171	PASTOR	Nicole	2009	 CDAQ		7.4	7.3	7.3	7.0		7.300	4.2		11.500
32.	#189	COUTO	Joana	2008	 CGG		7.8	7.7	7.3	8.0		7.750	3.7		11.450
33.	#166	FRAZÃO	Maria	2009	 BFC		7.7	7.4	7.7	7.7		7.700	3.7		11.400
34.	#188	GONÇALVES	Ariana	2009	 CGG		7.4	7.0	7.5	6.9		7.200	4.2		11.400
35.	#210	A. SANTOS	Margarida	2009	 CARTI		7.9	7.9	7.4	7.4		7.650	3.7		11.350
36.	#196	CALADO	Beatriz	2009	 UDRZA		7.9	7.5	7.5	8.1		7.700	3.6		11.300
37.	#207	OLIVEIRA *	Manuela	2009	 LGC		7.7	7.5	7.5	8.1		7.600	3.7		11.300
38.	#218	GIL	Diana	2009	 CNA		7.0	6.9	7.0			6.967	4.2		11.167

				Coach					Team Score
1. T26		FCG			39.700	38.650	33.550	36.250	148.150
	#179	TEIXEIRA	Leonor	2008	13.650	12.650	11.400	12.600	
	#182	ALMEIDA	Rita	2008	12.800	13.250	11.950	11.900	
	#178	PINA	Beatriz	2008	13.250	11.300	10.200	11.750	
	#181	SEMBLANO	Diana	2009	12.700	12.750	8.950	11.100	
	#180	GUEDES	Diana	2009		11.100	9.550	9.800	
2. T28		UDRZA			40.050	36.600	33.100	35.700	145.450
	#197	ZEFERINO	Rita	2008	13.750	12.200	10.750	12.300	
	#198	CARMO	Maria	2008	13.450	12.850	10.350	12.100	
	#196	CALADO	Beatriz	2009	12.700	11.550	12.000	11.300	
	#199	GRECU	Riana	2008	12.850	11.550	10.200	9.800	
3. T31		EGYM			38.050	32.300	32.950	39.000	142.300
	#220	CASQUINHA	Iara	2009	13.350	11.300	10.700	13.200	
	#221	GERVÁSIO	Lara	2009	12.200	11.200	11.950	12.800	
	#219	FERNANDES	Carolina	2008	12.150	8.350	8.950	13.000	
	#222	CARVALHO	Mafalda	2009	11.800	9.800	10.300	10.400	
	#223	NASCIMENTO	Sara	2009	12.500	8.350	7.750	10.500	










				Coach					Team Score
4. T27		CGG			40.050	31.600	33.800	35.650	141.100
	#186	PEREIRA	Leonor	2008	13.250	11.550	10.500	12.800	
	#189	COUTO	Joana	2008	13.300	10.700	11.600	11.450	
	#188	GONÇALVES	Ariana	2009	13.500	9.300	11.700	11.400	
	#187	SILVA	Leonor	2008	12.650	9.350	9.600	10.750	
	#190	OLIVEIRA	Íris	2008	10.500	7.300	9.500	11.000	
5. T30		CARTI			36.150	31.050	33.800	35.400	136.400
	#212	RIBEIRO	Dara	2009	12.300	10.750	12.400	12.550	
	#210	A. SANTOS	Margarida	2009	11.800	10.700	9.850	11.350	
	#214	QUINTELA	Lara	2008	11.550	9.600	10.300	10.200	
	#213	CARVALHO	Matilde	2008	12.050	8.850	8.150	11.500	
	#211	SOBRAL	Maria	2009	10.150	3.800	11.100	11.100	
6. T25		SpCP			38.050	29.000	33.650	34.600	135.300
	#176	D'ALMEIDA	Mariana	2009	13.400	10.600	12.450	11.850	
	#174	SILVA	Rita	2008	12.550	9.600	10.850	11.850	
	#173	FRÁGUAS	Maria	2008	12.100	7.700	9.850	10.700	
	#175	SERRA	Clara	2009	12.050	8.750	10.350	8.850	
	#172	BATEIRA	Mariana	2008	12.100	8.800	7.900	10.900	
7. T29		LGC			36.800	31.950	31.850	33.300	133.900
	#207	OLIVEIRA *	Manuela	2009	12.100	9.550	11.900	11.300	
	#206	NOBRE	Inês	2008	12.400	11.600	9.350	10.000	
	#203	MARQUES	Catarina	2008	12.200	8.600	10.600	11.050	
	#205	FERREIRA	Maria	2008	12.150	10.750	8.850	10.300	
	#204	RAFAEL	Barbara	2008	12.200	9.600	9.200	10.950	

				Coach					Team Score
8. T24		BFC			36.550	31.150	30.400	35.300	133.400
#165	TEIXEIRA	Inês	2008	12.300	10.100	10.700	12.900		
#166	FRAZÃO	Maria	2009	12.100	9.850	9.250	11.400		
#162	CARVALHO	Raquel	2009	11.500	10.350	9.550	11.000		
#163	MARQUES	Rita	2008	12.150	9.100	10.150	10.700		
#164	RAMOS	Rita	2008	12.100	10.700	8.100	10.650		








Group 1

1.	#225	CAETANO	Constança	2005	–		CDN	
2.	T32	#226	VIEGAS	Francisca	2007	–		GCM
3.	T32	#227	C. OLIVEIRA	Carolina	2005	–		GCM
4.	T32	#228	PEREIRA	Francisca	2003	–		GCM
5.	T32	#229	CARDOSO	Ana	2007	–		GCM
6.	T32	#230	MARQUES	Filipa	2007	–		GCM
7.	#231	SILVA	Raquel	2007	–		CA4	

Group 2

1.	#224	PEIXOTO	Diana	2001	–		CARTI	
2.	#232	MAYOR	Patricia	2006	–		CGOB	
3.	#233	ANDRÉ	Matilde	2006	–		CGOB	
4.	T33	#235	MONTEIRO	Sofia	2006	–		SpCP
5.	T33	#236	MADALENA PINHEIRO	M ^a .	1999	–		SpCP
6.	T33	#237	SAMPAIO	Filipa	2004	–		SpCP
7.	T33	#238	SOARES	Beatriz	2003	–		SpCP
8.	T33	#239	MARTINS	Helena	2007	–		SpCP
9.	#240	NETO	Sofia	1999	–		SpCP	

Group 3

1.	#241	RODRIGUES	Maria	2007	–		ACMaia	
2.	#242	ANDRADE	Fabiana	2001	–		ACMaia	
3.	T34	#243	TERESA MAGALHÃES	M ^a .	1998	–		BFC
4.	T34	#244	OLIVEIRA	Carolina	2005	–		BFC
5.	T34	#245	CASTANHO	Bárbara	2006	–		BFC
6.	T34	#246	CASPURRO	Ana	2004	–		BFC
7.	T34	#247	SANTOS	Ana	2005	–		BFC








Group 4

1.	#248	COSTA	Leonor	2007	—		FCG
2.	#249	MENDES	Matilde	2007	—		FCG
3.	T35 #250	MARQUES	Matilde	2006	—		CGG
4.	T35 #251	PINTO	Maria	2006	—		CGG
5.	T35 #252	LEITÃO	Margarida	2007	—		CGG
6.	T35 #253	RIBEIRO	Penélope	2007	—		CGG
7.	T35 #254	POSTIGA	Mariana	2007	—		CGG








Group 5

1.	T36 #255	FERNANDES	Leonor	2003	—		CGF
2.	T36 #256	FERNANDES	Maria	2003	—		CGF
3.	T36 #257	SIMÕES	Bia	2007	—		CGF
4.	T36 #258	RODRIGUES	Matilde	2005	—		CGF
5.	T36 #259	VIEIRA	Andreia	2005	—		CGF
6.	#260	CALADO	Ana	2002	—		AGT
7.	#261	MOREIRA	Beatriz	2005	—		AGT
8.	#262	PILAR	Soraia	2005	—		AGT
9.	#263	ESPADA	Beatriz	2006	—		EGYM

Group 6




































1.	#264	MIRA	Erica	2007	—		CGE
2.	#265	BARREIROS	Rita	2004	—		CGA
3.	T37 #266	SILVA	Margarida	2007	—		CNA
4.	T37 #267	NUNES	Madalena	2007	—		CNA
5.	T37 #268	CRUZ	Flor	2006	—		CNA
6.	T37 #269	GONÇALVES	Iara	2007	—		CNA
7.	T37 #270	HORTA	Maria	2007	—		CNA


Group 7






















1.	#271	CUNHA	Carolina	2006	—		AGLo
2.	#272	DULINA	Verónica	2006	—		CBP
3.	#273	MENDES	Beatriz	2007	—		CLAC
4.	T38 #274	MESTRE	Marta	2006	—		GCP
5.	T38 #275	AGUILAR	Sara	2005	—		GCP
6.	T38 #276	NEVES	Maria	2004	—		GCP
7.	T38 #277	CERQUEIRA	Rita	2005	—		GCP









































Group 8









































1.	T39 #278	VICENTE	Maria	2007	—		LGC
2.	T39 #279	LEONOR BOTELHO	Ana	2007	—		LGC
3.	T39 #280	MATILDE CASANOVA	M ^a	2006	—		LGC
4.	T39 #281	SILVA	Madalena	2007	—		LGC
5.	T39 #282	NUNES	Sara	2007	—		LGC
6.	#283	FARIA	Maria	2001	—		UDRZA
7.	#284	MOITA	Matilde	2006	—		UDRZA
























				Coach		E1	E2	E3	E4	E5	E	D	Pen	Total	Total
1.	#227	C. OLIVEIRA	Carolina	2005	 GCM	 8.4	8.3	8.1			8.267	4.8		13.067	52.650
						 9.1	9.0	8.7			8.933	4.2	13.133		
						 8.2	8.6	8.6	8.3		8.450	4.7	13.150		
						 8.2	8.5	8.7	8.8		8.600	4.7	13.300		
2.	#248	COSTA	Leonor	2007	 FCG	 8.8	8.8	8.6			8.733	4.8		13.533	50.700
						 8.1	8.5	7.9			8.167	4.4	12.567		
						 7.7	7.8	7.7	8.1		7.750	3.9	11.650		
						 7.6	7.5	7.4	7.1		7.450	5.5	12.950		
3.	#228	PEREIRA	Francisca	2003	 GCM	 8.3	8.4	8.0			8.233	4.8		13.033	50.066
						 7.8	7.7	7.7			7.733	4.2	11.933		
						 7.6	8.2	7.7	7.5		7.650	4.7	12.350		
						 8.6	8.7	8.4	8.5		8.550	4.2	12.750		
4.	#253	RIBEIRO	Penélope	2007	 CGG	 8.5	8.5	8.6			8.533	4.8		13.333	49.933
						 7.6	7.3	7.6			7.500	3.7	11.200		
						 7.8	7.6	7.6	7.3		7.600	4.7	12.300		
						 7.6	7.9	8.3	8.1		8.000	5.1	13.100		
5.	#272	DULINA	Verónica	2006	 CBP	 8.3	8.6	8.5			8.467	4.8		13.267	49.634
						 6.8	7.1	7.6			7.167	4.4	11.567		
						 8.3	8.3	8.5	8.1		8.300	4.7	13.000		
						 7.5	7.4	7.4	7.2		7.400	4.4	11.800		
6.	#255	FERNANDES	Leonor	2003	 CGF	 8.8	9.0	8.8			8.867	3.6		12.467	49.350
						 7.7	7.9	7.9			7.833	3.7	11.533		
						 7.2	7.3	7.5	7.4		7.350	4.3	11.650		
						 7.7	7.9	8.3	7.5		7.800	5.9	13.700		
7.	#226	VIEGAS	Francisca	2007	 GCM	 8.5	8.6	8.5			8.533	4.8		13.333	48.766
						 8.1	7.8	8.2			8.033	3.7	11.733		
						 7.9	7.4	8.0	7.8		7.850	3.9	11.750		
						 7.8	7.7	7.7	7.9		7.750	4.2	11.950		

					Coach		E1	E2	E3	E4	E5	E	D	Pen	Total	Total
8.	#251	PINTO	Maria	2006	 GYM CGG		8.4	8.0	8.2			8.200	4.0		12.200	48.283
							8.0	7.5	7.7			7.733	4.4		12.133	
							7.4	7.2	7.2	7.3		7.250	4.2		11.450	
							7.7	7.9	8.2	7.3		7.800	4.7		12.500	
9.	#279	LEONOR BOTELHO	Ana	2007	 GYM LGC		8.2	8.5	8.2			8.300	4.8		13.100	48.267
							8.2	8.1	8.2			8.167	4.2		12.367	
							7.8	7.5	7.3	7.5		7.500	3.8		11.300	
							7.8	7.5	7.5	7.3		7.500	4.0		11.500	
10.	#277	CERQUEIRA	Rita	2005	 GYM GCP		8.3	8.6	8.6			8.500	4.8	-0.1	13.200	48.117
							7.6	7.5	7.6			7.567	4.2		11.767	
							7.0	7.2	7.3	7.2		7.200	3.4		10.600	
							7.1	7.3	6.5	7.0		7.050	5.5		12.550	
11.	#243	TERESA MAGALHÃES	M ^a .	1998	 GYM BFC		8.4	8.7	8.4			8.500	4.8	-0.3	13.000	48.033
							7.5	7.3	7.2			7.333	4.2		11.533	
							7.9	8.0	8.4	7.6		7.950	3.5		11.450	
							8.1	8.4	8.5	8.3		8.350	3.7		12.050	
12.	#256	FERNANDES	Maria	2003	 GYM CGF		8.4	8.6	8.5			8.500	3.6		12.100	47.850
							8.4	8.4	8.1			8.300	3.7		12.000	
							6.9	7.1	6.3	7.2		7.000	4.2		11.200	
							7.8	8.1	7.7	7.9		7.850	4.7		12.550	
13.	#249	MENDES	Matilde	2007	 GYM FCG		8.5	8.7	8.4			8.533	4.0		12.533	47.733
							8.2	7.9	8.2			8.100	3.7		11.800	
							6.9	7.6	7.2	7.3		7.250	4.7		11.950	
							6.9	7.3	6.7	7.0		6.950	4.5		11.450	
14.	#274	MESTRE	Marta	2006	 GYM GCP		8.3	8.4	8.1			8.267	4.8		13.067	47.700
							6.6	6.4	6.3			6.433	3.7		10.133	
							5.7	5.1	5.1	5.9		5.400	5.0		10.400	
							8.1	7.9	7.9	7.7		7.900	6.2		14.100	
15.	#271	CUNHA	Carolina	2006	 GYM AGLo		7.9	8.4	8.3			8.200	4.8	-0.1	12.900	47.550
							6.6	6.9	6.6			6.700	3.7		10.400	
							7.0	7.8	7.5	7.6		7.550	4.7		12.250	
							7.3	7.3	7.9	7.2		7.300	4.7		12.000	




























					Coach		E1	E2	E3	E4	E5	E	D	Pen	Total	Total
16.	#225	CAETANO	Constança	2005	 CDN		8.8	8.7	8.5			8.667	4.0		12.667	47.417
							7.5	7.5	6.9			7.300	4.2		11.500	
							7.1	7.0	7.3	7.3		7.200	3.9		11.100	
							7.3	7.5	7.4	7.6		7.450	4.7		12.150	
17.	#257	SIMÕES	Bia	2007	 CGF		8.0	8.3	8.0			8.100	3.6		11.700	47.367
							7.5	7.4	7.5			7.467	4.4		11.867	
							7.2	6.9	6.6	7.0		6.950	4.3		11.250	
							8.0	8.2	7.7	7.7		7.850	4.7		12.550	
18.	#284	MOITA	Matilde	2006	 UDRZA		8.7	8.7	8.7			8.700	4.0		12.700	47.283
							7.9	7.9	7.4			7.733	3.7		11.433	
							7.9	7.7	7.8	7.7		7.750	4.7		12.450	
							7.0	6.7	7.3	6.8		6.900	3.9	-0.1	10.700	
19.	#275	AGUILAR	Sara	2005	 GCP		8.1	8.3	8.4			8.267	4.8	-0.3	12.767	47.200
							8.6	8.4	8.6			8.533	4.4		12.933	
							6.1	6.0	5.9	6.0		6.000	4.3		10.300	
							8.0	7.6	8.3	7.6		7.800	3.4		11.200	
20.	#230	MARQUES	Filipa	2007	 GCM		8.5	8.8	8.4			8.567	3.2		11.767	46.967
							7.9	7.7	7.8			7.800	3.7		11.500	
							7.9	8.2	7.6	7.8		7.850	4.2		12.050	
							8.1	8.4	7.5	7.8		7.950	3.7		11.650	
21.	#263	ESPADA	Beatriz	2006	 EGYM		8.5	8.8	8.6			8.633	4.0		12.633	46.900
							8.7	8.7	8.6			8.667	2.2		10.867	
							7.5	7.3	6.3	6.4		6.850	3.8		10.650	
							7.9	8.2	8.5	7.8		8.050	4.7		12.750	
22.	#276	NEVES	Maria	2004	 GCP		8.3	8.1	8.3			8.233	4.0	-0.1	12.133	46.666
							7.6	7.5	7.8			7.633	4.2		11.833	
							7.3	7.5	7.1	7.6		7.400	3.7		11.100	
							8.4	8.0	8.4	7.8		8.200	3.4		11.600	
23.	#283	FARIA	Maria	2001	 UDRZA		8.3	8.6	8.5			8.467	3.6		12.067	46.500
							7.9	8.1	7.8			7.933	4.2		12.133	
							7.1	6.7	6.6	7.4		6.900	4.2		11.100	
							7.6	7.4	7.9	7.2		7.500	3.7		11.200	

































				Coach		E1	E2	E3	E4	E5	E	D	Pen	Total	Total
24.	#241	RODRIGUES	Maria	2007	 ACMaia	 8.5	8.6	8.3			8.467	4.0		12.467	46.384
						 8.0	8.0	7.6			7.867	3.2	11.067		
						 6.2	6.7	5.9	6.2		6.200	4.7	10.900		
						 7.3	7.4	7.2	6.6		7.250	4.7	11.950		
25.	#250	MARQUES	Matilde	2006	 CGG	 8.4	8.4	8.6			8.467	4.8		13.267	46.234
						 7.3	6.7	7.2			7.067	3.7	10.767		
						 7.8	8.0	8.3	8.2		8.100	3.2	11.300		
						 7.1	7.6	7.2	7.2		7.200	3.7	10.900		
26.	#278	VICENTE	Maria	2007	 LGC	 8.3	8.3	8.4			8.333	4.0		12.333	46.233
						 8.5	8.5	8.5			8.500	4.2	12.700		
						 6.4	6.0	5.5	6.2		6.100	3.3	9.400		
						 7.4	7.0	7.4	7.4		7.400	4.4	11.800		
27.	#258	RODRIGUES	Matilde	2005	 CGF	 7.8	8.5	8.2			8.167	3.6		11.767	45.484
						 7.1	7.0	6.8			6.967	4.4	11.367		
						 7.7	7.6	7.5	7.1		7.550	3.4	10.950		
						 7.0	7.2	7.4	6.9		7.100	4.3	11.400		
28.	#247	SANTOS	Ana	2005	 BFC	 8.3	8.5	8.5			8.433	3.6		12.033	45.366
						 8.3	8.7	8.6			8.533	2.2	10.733		
						 7.0	7.0	7.3	6.6		7.000	4.7	11.700		
						 6.7	7.1	7.1	6.6		6.900	4.0	10.900		
29.	#240	NETO	Sofia	1999	 SpCP	 8.3	8.3	8.1			8.233	3.2	-1.0	10.433	45.283
						 8.1	7.9	7.7			7.900	4.2	12.100		
						 7.5	7.1	7.0	7.2		7.150	4.2	11.350		
						 7.0	7.6	7.4	7.4		7.400	4.0	11.400		
30.	#280	MATILDE CASANOVA	M ^a	2006	 LGC	 8.3	8.3	8.3			8.300	4.4		12.700	45.200
						 8.2	8.3	7.8			8.100	3.7	11.800		
						 5.0	4.2	4.5	4.9		4.700	3.9	8.600		
						 8.1	8.1	8.3	7.7		8.100	4.0	12.100		
31.	#264	MIRA	Erica	2007	 CGE	 8.1	8.2	8.2			8.167	3.6	-0.1	11.667	45.184
						 7.0	7.0	7.2			7.067	2.2	9.267		
						 8.4	8.2	8.4	8.5		8.400	3.2	11.600		
						 8.0	8.2	7.9	7.9		7.950	4.7	12.650		































				Coach		E1	E2	E3	E4	E5	E	D	Pen	Total	Total
32.	#281	SILVA	Madalena	2007	 LGC	 8.3	8.5	8.1			8.300	3.6		11.900	45.117
						 7.2	6.3	6.8			6.767	5.2		11.967	
						 3.8	4.1	4.0	3.9		3.950	4.7		8.650	
						 7.6	8.1	7.8	8.0		7.900	4.7		12.600	
33.	#239	MARTINS	Helena	2007	 SpCP	 8.2	8.7	8.5			8.467	4.0		12.467	45.000
						 7.5	7.1	7.1			7.233	4.2		11.433	
						 6.2	6.1	6.4	5.7		6.150	3.9		10.050	
						 7.1	6.6	7.1	7.0		7.050	4.0		11.050	
34.	#242	ANDRADE	Fabiana	2001	 ACMaia	 8.1	8.4	8.1			8.200	3.6		11.800	44.300
						 7.4	6.9	7.0			7.100	4.4		11.500	
						 6.1	6.0	6.0	5.8		6.000	4.2		10.200	
						 6.9	7.0	7.5	7.2		7.100	3.7		10.800	
35.	#246	CASPURRO	Ana	2004	 BFC	 8.0	8.2	8.2			8.133	3.6		11.733	44.266
						 7.8	7.7	7.7			7.733	3.2		10.933	
						 6.5	6.5	6.0	6.2		6.350	3.8		10.150	
						 7.1	7.9	7.7	7.8		7.750	3.7		11.450	
36.	#265	BARREIROS	Rita	2004	 CGA	 8.0	8.3	7.8			8.033	4.0		12.033	44.183
						 7.9	7.9	8.2			8.000	3.7		11.700	
						 6.5	6.1	6.9	6.5		6.500	2.3		8.800	
						 7.9	7.4	7.7	7.2		7.550	4.1		11.650	
37.	#259	VIEIRA	Andreia	2005	 CGF	 8.9	9.0	8.8			8.900	3.2		12.100	43.767
						 7.9	7.7	7.7			7.767	3.2		10.967	
						 8.1	8.2	7.7	8.4		8.150	2.4		10.550	
						 6.7	6.1	6.7	6.6		6.650	3.5		10.150	
38.	#245	CASTANHO	Bárbara	2006	 BFC	 7.9	8.0	7.7			7.867	3.2		11.067	43.317
						 7.4	7.3	7.5			7.400	3.7		11.100	
						 6.4	5.7	6.5	6.4		6.400	3.0		9.400	
						 7.3	7.7	7.3	7.4		7.350	4.4		11.750	
39.	#267	NUNES	Madalena	2007	 CNA	 7.8	7.7	7.6			7.700	4.0		11.700	43.083
						 7.1	7.5	7.4			7.333	3.2		10.533	
						 5.5	5.2	5.1	5.4		5.300	4.2		9.500	
						 7.4	7.0	7.3	6.9		7.150	4.2		11.350	



























					Coach		E1	E2	E3	E4	E5	E	D	Pen	Total	Total
40.	#229	CARDOSO	Ana	2007	 M		8.8	8.5	8.8			8.700	3.2		11.900	42.983
					GCM		7.5	7.9	8.1			7.833	2.2		10.033	
							5.6	6.3	5.6	5.4		5.600	3.9		9.500	
							8.1	8.0	7.6	7.7		7.850	3.7		11.550	
41.	#268	CRUZ	Flor	2006			9.0	9.0	8.7			8.900	3.2		12.100	42.850
					CNA		7.3	6.7	6.7			6.900	2.2		9.100	
							6.5	6.5	7.3	6.9		6.700	4.2		10.900	
							6.9	6.7	7.5	7.2		7.050	3.7		10.750	
42.	#273	MENDES	Beatriz	2007			8.5	8.7	8.5			8.567	3.6		12.167	42.784
					CLAC		7.4	6.6	6.9			6.967	3.7		10.667	
							4.0	3.6	4.3	3.2		3.800	3.7		7.500	
							8.2	7.6	7.7	7.8		7.750	4.7		12.450	
43.	#261	MOREIRA	Beatriz	2005			8.1	7.9	8.2			8.067	4.0	-0.1	11.967	41.500
					AGT		7.3	7.1	7.3			7.233	0.9		8.133	
							8.1	7.7	8.3	8.2		8.150	1.7		9.850	
							8.0	7.8	7.9	7.5		7.850	3.7		11.550	
44.	#224	PEIXOTO	Diana	2001			7.9	7.8	7.9			7.867	3.6		11.467	41.034
					CARTI		5.2	4.9	5.1			5.067	2.7		7.767	
							7.7	7.0	7.6	7.2		7.400	3.7		11.100	
							6.5	6.9	7.2	6.2		6.700	4.0		10.700	



























































					Coach		E1	E2	E3	E4	E5	E	D	Pen	Total	Total
1.	#248	COSTA	Leonor	2007	 FCG		8.8	8.8	8.6			8.733	4.8		13.533	13.533
2.	#226	VIEGAS	Francisca	2007	 GCM		8.5	8.6	8.5			8.533	4.8		13.333	13.333
2.	#253	RIBEIRO	Penélope	2007	 CGG		8.5	8.5	8.6			8.533	4.8		13.333	13.333
4.	#250	MARQUES	Matilde	2006	 CGG		8.4	8.4	8.6			8.467	4.8		13.267	13.267
4.	#272	DULINA	Verónica	2006	 CBP		8.3	8.6	8.5			8.467	4.8		13.267	13.267
6.	#277	CERQUEIRA	Rita	2005	 GCP		8.3	8.6	8.6			8.500	4.8	-0.1	13.200	13.200
7.	#279	LEONOR BOTELHO	Ana	2007	 LGC		8.2	8.5	8.2			8.300	4.8		13.100	13.100
8.	#227	C. OLIVEIRA	Carolina	2005	 GCM		8.4	8.3	8.1			8.267	4.8		13.067	13.067
8.	#274	MESTRE	Marta	2006	 GCP		8.3	8.4	8.1			8.267	4.8		13.067	13.067
10.	#228	PEREIRA	Francisca	2003	 GCM		8.3	8.4	8.0			8.233	4.8		13.033	13.033
11.	#243	TERESA MAGALHÃES	M ^a .	1998	 BFC		8.4	8.7	8.4			8.500	4.8	-0.3	13.000	13.000
12.	#237	SAMPAIO	Filipa	2004	 SpCP		8.4	8.6	9.9			8.967	4.0		12.967	12.967
13.	#271	CUNHA	Carolina	2006	 AGLo		7.9	8.4	8.3			8.200	4.8	-0.1	12.900	12.900
14.	#275	AGUILAR	Sara	2005	 GCP		8.1	8.3	8.4			8.267	4.8	-0.3	12.767	12.767















					Coach		E1	E2	E3	E4	E5	E	D	Pen	Total	Total
15.	#284	MOITA	Matilde	2006	 UDRZA		8.7	8.7	8.7			8.700	4.0		12.700	12.700
16.	#280	MATILDE CASANOVA	M ^a	2006	 LGC		8.3	8.3	8.3			8.300	4.4		12.700	12.700
17.	#225	CAETANO	Constança	2005	 CDN		8.8	8.7	8.5			8.667	4.0		12.667	12.667
18.	#263	ESPADA	Beatriz	2006	 EGYM		8.5	8.8	8.6			8.633	4.0		12.633	12.633
19.	#249	MENDES	Matilde	2007	 FCG		8.5	8.7	8.4			8.533	4.0		12.533	12.533
20.	#255	FERNANDES	Leonor	2003	 CGF		8.8	9.0	8.8			8.867	3.6		12.467	12.467
21.	#239	MARTINS	Helena	2007	 SpCP		8.2	8.7	8.5			8.467	4.0		12.467	12.467
21.	#241	RODRIGUES	Maria	2007	 ACMaia		8.5	8.6	8.3			8.467	4.0		12.467	12.467
23.	#278	VICENTE	Maria	2007	 LGC		8.3	8.3	8.4			8.333	4.0		12.333	12.333
23.	#282	NUNES	Sara	2007	 LGC		8.2	8.4	8.4			8.333	4.0		12.333	12.333
25.	#251	PINTO	Maria	2006	 CGG		8.4	8.0	8.2			8.200	4.0		12.200	12.200
26.	#273	MENDES	Beatriz	2007	 CLAC		8.5	8.7	8.5			8.567	3.6		12.167	12.167
27.	#276	NEVES	Maria	2004	 GCP		8.3	8.1	8.3			8.233	4.0	-0.1	12.133	12.133
28.	#259	VIEIRA	Andreia	2005	 CGF		8.9	9.0	8.8			8.900	3.2		12.100	12.100
28.	#268	CRUZ	Flor	2006	 CNA		9.0	9.0	8.7			8.900	3.2		12.100	12.100
30.	#256	FERNANDES	Maria	2003	 CGF		8.4	8.6	8.5			8.500	3.6		12.100	12.100

					Coach		E1	E2	E3	E4	E5	E	D	Pen	Total	Total
31.	#283	FARIA	Maria	2001	 		8.3	8.6	8.5			8.467	3.6		12.067	12.067
32.	#247	SANTOS	Ana	2005	 		8.3	8.5	8.5			8.433	3.6		12.033	12.033
33.	#265	BARREIROS	Rita	2004	 		8.0	8.3	7.8			8.033	4.0		12.033	12.033
34.	#261	MOREIRA	Beatriz	2005	 		8.1	7.9	8.2			8.067	4.0	-0.1	11.967	11.967
35.	#260	CALADO	Ana	2002	 		8.0	8.1	7.8			7.967	4.0		11.967	11.967
36.	#269	GONÇALVES	Iara	2007	 		8.7	8.7	8.8			8.733	3.2		11.933	11.933
37.	#229	CARDOSO	Ana	2007	 		8.8	8.5	8.8			8.700	3.2		11.900	11.900
38.	#281	SILVA	Madalena	2007	 		8.3	8.5	8.1			8.300	3.6		11.900	11.900
39.	#235	MONTEIRO	Sofia	2006	 		7.8	7.7	8.0			7.833	4.0		11.833	11.833
40.	#242	ANDRADE	Fabiana	2001	 		8.1	8.4	8.1			8.200	3.6		11.800	11.800



























					Coach		E1	E2	E3	E4	E5	E	D	Pen	Total
1.	#227	C. OLIVEIRA	Carolina	2005	 GCM		9.1	9.0	8.7			8.933	4.2		13.133
2.	#275	AGUILAR	Sara	2005	 GCP		8.6	8.4	8.6			8.533	4.4		12.933
3.	#278	VICENTE	Maria	2007	 LGC		8.5	8.5	8.5			8.500	4.2		12.700
4.	#248	COSTA	Leonor	2007	 FCG		8.1	8.5	7.9			8.167	4.4		12.567
5.	#279	LEONOR BOTELHO	Ana	2007	 LGC		8.2	8.1	8.2			8.167	4.2		12.367
6.	#238	SOARES	Beatriz	2003	 SpCP		7.8	8.4	7.7			7.967	4.2		12.167
7.	#283	FARIA	Maria	2001	 UDRZA		7.9	8.1	7.8			7.933	4.2		12.133
8.	#251	PINTO	Maria	2006	 CGG		8.0	7.5	7.7			7.733	4.4		12.133
9.	#240	NETO	Sofia	1999	 SpCP		8.1	7.9	7.7			7.900	4.2		12.100
10.	#256	FERNANDES	Maria	2003	 CGF		8.4	8.4	8.1			8.300	3.7		12.000
11.	#281	SILVA	Madalena	2007	 LGC		7.2	6.3	6.8			6.767	5.2		11.967
12.	#228	PEREIRA	Francisca	2003	 GCM		7.8	7.7	7.7			7.733	4.2		11.933
13.	#257	SIMÕES	Bia	2007	 CGF		7.5	7.4	7.5			7.467	4.4		11.867





























					Coach		E1	E2	E3	E4	E5	E	D	Pen	Total
14.	#276	NEVES	Maria	2004	 GCP		7.6	7.5	7.8			7.633	4.2		11.833
15.	#249	MENDES	Matilde	2007	 FCG		8.2	7.9	8.2			8.100	3.7		11.800
15.	#280	MATILDE CASANOVA	M ^a	2006	 LGC		8.2	8.3	7.8			8.100	3.7		11.800
17.	#277	CERQUEIRA	Rita	2005	 GCP		7.6	7.5	7.6			7.567	4.2		11.767
18.	#226	VIEGAS	Francisca	2007	 GCM		8.1	7.8	8.2			8.033	3.7		11.733
19.	#265	BARREIROS	Rita	2004	 CGA		7.9	7.9	8.2			8.000	3.7		11.700
20.	#272	DULINA	Verónica	2006	 CBP		6.8	7.1	7.6			7.167	4.4		11.567
21.	#255	FERNANDES	Leonor	2003	 CGF		7.7	7.9	7.9			7.833	3.7		11.533
22.	#243	TERESA MAGALHÃES	M ^a .	1998	 BFC		7.5	7.3	7.2			7.333	4.2		11.533
23.	#230	MARQUES	Filipa	2007	 GCM		7.9	7.7	7.8			7.800	3.7		11.500
23.	#231	SILVA	Raquel	2007	 CA4		7.9	7.7	7.8			7.800	3.7		11.500
25.	#225	CAETANO	Constança	2005	 CDN		7.5	7.5	6.9			7.300	4.2		11.500
26.	#242	ANDRADE	Fabiana	2001	 ACMaia		7.4	6.9	7.0			7.100	4.4		11.500
27.	#284	MOITA	Matilde	2006	 UDRZA		7.9	7.9	7.4			7.733	3.7		11.433
















					Coach		E1	E2	E3	E4	E5	E	D	Pen	Total
28.	#239	MARTINS	Helena	2007	 SpCP		7.5	7.1	7.1			7.233	4.2		11.433
29.	#258	RODRIGUES	Matilde	2005	 CGF		7.1	7.0	6.8			6.967	4.4		11.367
30.	#253	RIBEIRO	Penélope	2007	 CGG		7.6	7.3	7.6			7.500	3.7		11.200
31.	#245	CASTANHO	Bárbara	2006	 BFC		7.4	7.3	7.5			7.400	3.7		11.100
32.	#241	RODRIGUES	Maria	2007	 ACMaia		8.0	8.0	7.6			7.867	3.2		11.067
33.	#259	VIEIRA	Andreia	2005	 CGF		7.9	7.7	7.7			7.767	3.2		10.967
34.	#246	CASPURRO	Ana	2004	 BFC		7.8	7.7	7.7			7.733	3.2		10.933
35.	#263	ESPADA	Beatriz	2006	 EGYM		8.7	8.7	8.6			8.667	2.2		10.867
36.	#250	MARQUES	Matilde	2006	 CGG		7.3	6.7	7.2			7.067	3.7		10.767
37.	#247	SANTOS	Ana	2005	 BFC		8.3	8.7	8.6			8.533	2.2		10.733
38.	#273	MENDES	Beatriz	2007	 CLAC		7.4	6.6	6.9			6.967	3.7		10.667
39.	#267	NUNES	Madalena	2007	 CNA		7.1	7.5	7.4			7.333	3.2		10.533
40.	#271	CUNHA	Carolina	2006	 AGLo		6.6	6.9	6.6			6.700	3.7		10.400
41.	#236	MADALENA PINHEIRO	M ^a .	1999	 SpCP		6.9	6.8	7.4			7.033	3.2		10.233

					Coach		E1	E2	E3	E4	E5	E	D	Pen	Total
42.	#233	ANDRÉ	Matilde	2006	 CGOB		6.3	6.7	6.4			6.467	3.7		10.167
43.	#274	MESTRE	Marta	2006	 GCP		6.6	6.4	6.3			6.433	3.7		10.133
44.	#229	CARDOSO	Ana	2007	 GCM		7.5	7.9	8.1			7.833	2.2		10.033
45.	#237	SAMPAIO	Filipa	2004	 SpCP		7.9	7.9	7.5			7.767	2.2		9.967
46.	#235	MONTEIRO	Sofia	2006	 SpCP		7.3	7.7	8.0			7.667	2.2		9.867
46.	#254	POSTIGA	Mariana	2007	 CGG		7.8	7.7	7.5			7.667	2.2		9.867
48.	#269	GONÇALVES	Iara	2007	 CNA		7.6	7.6	7.3			7.500	2.2		9.700

























































					Coach		E1	E2	E3	E4	E5	E	D	Pen	Total
1.	#227	C. OLIVEIRA	Carolina	2005	 M GCM		8.2	8.6	8.6	8.3		8.450	4.7		13.150
2.	#272	DULINA	Verónica	2006	 CBP		8.3	8.3	8.5	8.1		8.300	4.7		13.000
3.	#238	SOARES	Beatriz	2003	 SpCP		7.0	8.0	7.9	7.6		7.750	4.7		12.450
3.	#284	MOITA	Matilde	2006	 UDRZA		7.9	7.7	7.8	7.7		7.750	4.7		12.450
5.	#228	PEREIRA	Francisca	2003	 GCM		7.6	8.2	7.7	7.5		7.650	4.7		12.350
6.	#253	RIBEIRO	Penélope	2007	 CGG		7.8	7.6	7.6	7.3		7.600	4.7		12.300
7.	#271	CUNHA	Carolina	2006	 AGLo		7.0	7.8	7.5	7.6		7.550	4.7		12.250
8.	#230	MARQUES	Filipa	2007	 GCM		7.9	8.2	7.6	7.8		7.850	4.2		12.050
9.	#249	MENDES	Matilde	2007	 FCG		6.9	7.6	7.2	7.3		7.250	4.7		11.950
10.	#226	VIEGAS	Francisca	2007	 GCM		7.9	7.4	8.0	7.8		7.850	3.9		11.750
11.	#247	SANTOS	Ana	2005	 BFC		7.0	7.0	7.3	6.6		7.000	4.7		11.700
12.	#248	COSTA	Leonor	2007	 FCG		7.7	7.8	7.7	8.1		7.750	3.9		11.650
13.	#255	FERNANDES	Leonor	2003	 CGF		7.2	7.3	7.5	7.4		7.350	4.3		11.650











					Coach		E1	E2	E3	E4	E5	E	D	Pen	Total
14.	#264	MIRA	Erica	2007	 CGE		8.4	8.2	8.4	8.5		8.400	3.2		11.600
15.	#243	TERESA MAGALHÃES	Mª.	1998	 BFC		7.9	8.0	8.4	7.6		7.950	3.5		11.450
16.	#251	PINTO	Maria	2006	 CGG		7.4	7.2	7.2	7.3		7.250	4.2		11.450
17.	#240	NETO	Sofia	1999	 SpCP		7.5	7.1	7.0	7.2		7.150	4.2		11.350
18.	#254	POSTIGA	Mariana	2007	 CGG		6.7	7.1	6.4	6.6		6.650	4.7		11.350
19.	#250	MARQUES	Matilde	2006	 CGG		7.8	8.0	8.3	8.2		8.100	3.2		11.300
20.	#279	LEONOR BOTELHO	Ana	2007	 LGC		7.8	7.5	7.3	7.5		7.500	3.8		11.300
21.	#257	SIMÕES	Bia	2007	 CGF		7.2	6.9	6.6	7.0		6.950	4.3		11.250
22.	#256	FERNANDES	Maria	2003	 CGF		6.9	7.1	6.3	7.2		7.000	4.2		11.200
23.	#224	PEIXOTO	Diana	2001	 CARTI		7.7	7.0	7.6	7.2		7.400	3.7		11.100
23.	#276	NEVES	Maria	2004	 GCP		7.3	7.5	7.1	7.6		7.400	3.7		11.100
25.	#225	CAETANO	Constança	2005	 CDN		7.1	7.0	7.3	7.3		7.200	3.9		11.100
26.	#283	FARIA	Maria	2001	 UDRZA		7.1	6.7	6.6	7.4		6.900	4.2		11.100
27.	#258	RODRIGUES	Matilde	2005	 CGF		7.7	7.6	7.5	7.1		7.550	3.4		10.950

					Coach		E1	E2	E3	E4	E5	E	D	Pen	Total
28.	#268	CRUZ	Flor	2006	 		6.5	6.5	7.3	6.9		6.700	4.2		10.900
29.	#241	RODRIGUES	Maria	2007	 		6.2	6.7	5.9	6.2		6.200	4.7		10.900
30.	#263	ESPADA	Beatriz	2006	 		7.5	7.3	6.3	6.4		6.850	3.8		10.650
31.	#277	CERQUEIRA	Rita	2005	 		7.0	7.2	7.3	7.2		7.200	3.4		10.600
32.	#259	VIEIRA	Andreia	2005	 		8.1	8.2	7.7	8.4		8.150	2.4		10.550
















					Coach		E1	E2	E3	E4	E5	E	D	Pen	Total
1.	#274	MESTRE	Marta	2006	 GCP		8.1	7.9	7.9	7.7		7.900	6.2		14.100
2.	#255	FERNANDES	Leonor	2003	 CGF		7.7	7.9	8.3	7.5		7.800	5.9		13.700
3.	#227	C. OLIVEIRA	Carolina	2005	 GCM		8.2	8.5	8.7	8.8		8.600	4.7		13.300
4.	#238	SOARES	Beatriz	2003	 SpCP		8.3	8.1	8.5	8.5		8.400	4.7		13.100
5.	#253	RIBEIRO	Penélope	2007	 CGG		7.6	7.9	8.3	8.1		8.000	5.1		13.100
6.	#248	COSTA	Leonor	2007	 FCG		7.6	7.5	7.4	7.1		7.450	5.5		12.950
7.	#254	POSTIGA	Mariana	2007	 CGG		8.1	8.1	8.1	7.5		8.100	4.7		12.800
8.	#228	PEREIRA	Francisca	2003	 GCM		8.6	8.7	8.4	8.5		8.550	4.2		12.750
9.	#263	ESPADA	Beatriz	2006	 EGYM		7.9	8.2	8.5	7.8		8.050	4.7		12.750
10.	#264	MIRA	Erica	2007	 CGE		8.0	8.2	7.9	7.9		7.950	4.7		12.650
11.	#281	SILVA	Madalena	2007	 LGC		7.6	8.1	7.8	8.0		7.900	4.7		12.600
12.	#256	FERNANDES	Maria	2003	 CGF		7.8	8.1	7.7	7.9		7.850	4.7		12.550
12.	#257	SIMÕES	Bia	2007	 CGF		8.0	8.2	7.7	7.7		7.850	4.7		12.550







					Coach		E1	E2	E3	E4	E5	E	D	Pen	Total
14.	#277	CERQUEIRA	Rita	2005	 GCP		7.1	7.3	6.5	7.0		7.050	5.5		12.550
15.	#251	PINTO	Maria	2006	 CGG		7.7	7.9	8.2	7.3		7.800	4.7		12.500
16.	#273	MENDES	Beatriz	2007	 CLAC		8.2	7.6	7.7	7.8		7.750	4.7		12.450
17.	#225	CAETANO	Constança	2005	 CDN		7.3	7.5	7.4	7.6		7.450	4.7		12.150
18.	#280	MATILDE CASANOVA	Mª	2006	 LGC		8.1	8.1	8.3	7.7		8.100	4.0		12.100
19.	#243	TERESA MAGALHÃES	Mª.	1998	 BFC		8.1	8.4	8.5	8.3		8.350	3.7		12.050
20.	#271	CUNHA	Carolina	2006	 AGLo		7.3	7.3	7.9	7.2		7.300	4.7		12.000
21.	#226	VIEGAS	Francisca	2007	 GCM		7.8	7.7	7.7	7.9		7.750	4.2		11.950
22.	#241	RODRIGUES	Maria	2007	 ACMaia		7.3	7.4	7.2	6.6		7.250	4.7		11.950
23.	#272	DULINA	Verónica	2006	 CBP		7.5	7.4	7.4	7.2		7.400	4.4		11.800
23.	#278	VICENTE	Maria	2007	 LGC		7.4	7.0	7.4	7.4		7.400	4.4		11.800
25.	#245	CASTANHO	Bárbara	2006	 BFC		7.3	7.7	7.3	7.4		7.350	4.4		11.750
26.	#230	MARQUES	Filipa	2007	 GCM		8.1	8.4	7.5	7.8		7.950	3.7		11.650
27.	#265	BARREIROS	Rita	2004	 CGA		7.9	7.4	7.7	7.2		7.550	4.1		11.650











					Coach		E1	E2	E3	E4	E5	E	D	Pen	Total
28.	#276	NEVES	Maria	2004	 GCP		8.4	8.0	8.4	7.8		8.200	3.4		11.600
29.	#229	CARDOSO	Ana	2007	 GCM		8.1	8.0	7.6	7.7		7.850	3.7		11.550
29.	#261	MOREIRA	Beatriz	2005	 AGT		8.0	7.8	7.9	7.5		7.850	3.7		11.550
31.	#279	LEONOR BOTELHO	Ana	2007	 LGC		7.8	7.5	7.5	7.3		7.500	4.0		11.500
32.	#246	CASPURRO	Ana	2004	 BFC		7.1	7.9	7.7	7.8		7.750	3.7		11.450



				Coach					Team Score
1.	 GCM				39.433	36.799	37.550	38.000	151.782
	T32								
	#227	C. OLIVEIRA	Carolina	2005	13.067	13.133	13.150	13.300	
	#228	PEREIRA	Francisca	2003	13.033	11.933	12.350	12.750	
	#226	VIEGAS	Francisca	2007	13.333	11.733	11.750	11.950	
	#230	MARQUES	Filipa	2007	11.767	11.500	12.050	11.650	
	#229	CARDOSO	Ana	2007	11.900	10.033	9.500	11.550	
2.	 CGG				38.800	34.100	35.100	38.400	146.400
	T35								
	#253	RIBEIRO	Penélope	2007	13.333	11.200	12.300	13.100	
	#251	PINTO	Maria	2006	12.200	12.133	11.450	12.500	
	#250	MARQUES	Matilde	2006	13.267	10.767	11.300	10.900	
	#252	LEITÃO	Margarida	2007	11.033	8.900	7.800	9.950	
	#254	POSTIGA	Mariana	2007		9.867	11.350	12.800	
3.	 GCP				39.034	36.533	32.100	38.250	145.917
	T38								
	#277	CERQUEIRA	Rita	2005	13.200	11.767	10.600	12.550	
	#274	MESTRE	Marta	2006	13.067	10.133	10.400	14.100	
	#275	AGUILAR	Sara	2005	12.767	12.933	10.300	11.200	
	#276	NEVES	Maria	2004	12.133	11.833	11.100	11.600	

				Coach					Team Score
4.	 CGF				36.667	35.400	34.100	38.800	144.967
T36									
	#255	FERNANDES	Leonor	2003	12.467	11.533	11.650	13.700	
	#256	FERNANDES	Maria	2003	12.100	12.000	11.200	12.550	
	#257	SIMÕES	Bia	2007	11.700	11.867	11.250	12.550	
	#258	RODRIGUES	Matilde	2005	11.767	11.367	10.950	11.400	
	#259	VIEIRA	Andreia	2005	12.100	10.967	10.550	10.150	
5.	 LGC				38.133	37.034	29.350	36.500	141.017
T39									
	#279	LEONOR BOTELHO	Ana	2007	13.100	12.367	11.300	11.500	
	#278	VICENTE	Maria	2007	12.333	12.700	9.400	11.800	
	#280	MATILDE CASANOVA	Mª	2006	12.700	11.800	8.600	12.100	
	#281	SILVA	Madalena	2007	11.900	11.967	8.650	12.600	
	#282	NUNES	Sara	2007	12.333	9.500	7.300	10.950	
6.	 BFC				36.766	33.566	33.300	35.250	138.882
T34									
	#243	TERESA MAGALHÃES	Mª.	1998	13.000	11.533	11.450	12.050	
	#247	SANTOS	Ana	2005	12.033	10.733	11.700	10.900	
	#246	CASPURRO	Ana	2004	11.733	10.933	10.150	11.450	
	#245	CASTANHO	Bárbara	2006	11.067	11.100	9.400	11.750	
	#244	OLIVEIRA	Carolina	2005	11.367	8.433	9.350	10.750	

				Coach					Team Score
7.		SpCP		37.267	33.833	30.950	34.600	136.650	
T33									
#239	MARTINS	Helena	2007	12.467	11.433	10.050	11.050		
#236	MADALENA PINHEIRO	M ^a .	1999	11.700	10.233	8.450	10.450		
#237	SAMPAIO	Filipa	2004	12.967	9.967	8.150	9.150		
#235	MONTEIRO	Sofia	2006	11.833	9.867	7.250	10.450		
#238	SOARES	Beatriz	2003		12.167	12.450	13.100		
8.		CNA		35.733	29.333	29.850	32.700	127.616	
T37									
#267	NUNES	Madalena	2007	11.700	10.533	9.500	11.350		
#268	CRUZ	Flor	2006	12.100	9.100	10.900	10.750		
#269	GONÇALVES	Iara	2007	11.933	9.700	8.600	10.600		
#270	HORTA	Maria	2007	11.433	8.433	9.400	8.300		
#266	SILVA	Margarida	2007	11.700	8.567	9.450	4.600		

				Coach		E1	E2	E3	E4	E5	E	D	Pen	Total	Total
1.	#286	DIAS	Patrícia			7.0	7.0	7.0			7.000			7.000	32.767
						CA4		8.4	8.5	8.2			8.367	0.2	8.567
								8.4	7.7	8.2	8.2		8.200	0.5	8.700
								8.2	7.9	8.0	8.2		8.100	0.4	8.500
2.	#285	ANICETO	Yohanna			6.0	6.0	6.0			6.000			6.000	27.467
						CA4		7.7	7.1	7.6			7.467	0.4	7.867
								4.7	3.9	4.5	4.3		4.400	0.6	5.000
								8.1	8.1	7.8	8.4		8.100	0.5	8.600

CAMPEONATO NACIONAL BASE

Ginástica Artística Masculina e Feminina

17 | JUNHO
18 | 2023



RESULTADOS

Complexo Municipal de Ginástica da Maia

Organização:



Co-Organização:



ACRO CLUBE DA MAIA

Apoios Institucionais:



Apoios:



Campeonato Nacional de Base 2023

CONSTITUIÇÃO DOS JÚRIS

MAIA

17 de Junho 2023

Todos os escalões

Solo

D1/E1 Miguel Marques
E2 Nuno Gil

Cavalo c/ Arções

D1/E1 Alvaro Sousa
E2 Carlos Araújo

Argolas

D1/E1 José Nogueira
E2 Rodrigo Takimura

Saltos

D1/E1 Marcelo Marques
E2 Teresa Cabrita

Paralelas

D1/E1 Guilherme Campos
E2 Carolina Cotrim

Barra

D1/E1 Nuno Gonçalves
E2 Hugo Barreiros




Group 1

1. T1	#1	PEREIRA	Pedro	2011	–		SpCP
2. T1	#2	SOARES	João	2011	–		SpCP
3. T1	#3	TEIXEIRA	Tiago	2012	–		SpCP
4. T1	#4	CARÇÃO	Gonçalo	2012	–		SpCP
5. T1	#5	MARVÃO	Tomás	2012	–		SpCP
6.	#6	FREITAS	Miguel	2012	–		SpCP






Group 2

1. T2	#7	VARELA	Rafael	2012	–		GCP
2. T2	#8	CORREIA	Gustavo	2012	–		GCP
3. T2	#9	FREITAS	João	2011	–		GCP
4. T2	#10	ANTUNES	Francisco	2012	–		GCP

Group 3

1.	#14	ALMEIDA	João	2011	–		CGF
2. T3	#15	RAMOS	Lucas	2012	–		CGA
3. T3	#16	ANDRADE	Francisco	2012	–		CGA
4. T3	#17	PERES	Francisco	2011	–		CGA
5. T3	#18	SILVA	Martim	2012	–		CGA


Group 4


1. T4	#20	SILVA	Rúben	2011	–		CNA
2. T4	#21	FERNANDES	Vasco	2011	–		CNA
3. T4	#22	BOTEQUILHA	Tiago	2011	–		CNA
4. T4	#23	GOMES	Salvador	2012	–		CNA
5. T4	#24	FONTES	Diogo	2011	–		CNA


Group 5































1. #26 FARIA Martim 2011 –  CDN




































Group 7












1. #38 ALVES Sérgio 2012 –  AGT




































2. #39 MARTINS Rodrigo 2012 –  CGTN

































3. #40 DUARTE Miguel 2011 –  CARTI














				Coach		E1	E2	E3	E4	E5	E	D	Pen	Total	Total
1. #9	FREITAS	João	2011	GCP		9.2	9.0				9.100	2.8		11.900	74.700
						9.4	9.2				9.300	3.6	12.900		
						9.0	9.0				9.000	3.6	12.600		
						9.5	9.4				9.450	3.6	13.050		
						8.5	8.6				8.550	3.6	12.150		
						8.6	8.4				8.500	3.6	12.100		
2. #8	CORREIA	Gustavo	2012	GCP		9.0	8.9				8.950	3.6		12.550	73.000
						8.6	8.5				8.550	3.6	12.150		
						8.3	8.4				8.350	3.2	11.550		
						9.4	9.1				9.250	3.6	12.850		
						9.2	9.2				9.200	3.2	12.400		
						8.0	7.8				7.900	3.6	11.500		
3. #10	ANTUNES	Francisco	2012	GCP		9.0	9.1				9.050	2.8		11.850	73.000
						8.8	8.6				8.700	3.6	12.300		
						8.7	8.5				8.600	3.2	11.800		
						9.3	9.1				9.200	3.6	12.800		
						8.8	9.1				8.950	3.6	12.550		
						8.4	8.6				8.500	3.2	11.700		
4. #39	MARTINS	Rodrigo	2012	CGTN		8.2	8.3				8.250	3.6		11.850	72.750
						9.5	9.4				9.450	2.8	12.250		
						8.6	8.4				8.500	3.6	12.100		
						9.3	9.3				9.300	4.0	13.300		
						9.0	8.9				8.950	3.2	12.150		
						8.1	7.7				7.900	3.2	11.100		
5. #7	VARELA	Rafael	2012	GCP		9.3	9.4				9.350	2.8		12.150	72.650
						9.0	8.8				8.900	3.6	12.500		
						9.3	9.2				9.250	2.4	11.650		
						9.0	9.0				9.000	3.6	12.600		
						9.1	8.9				9.000	3.2	12.200		
						8.5	8.2				8.350	3.2	11.550		























				Coach		E1	E2	E3	E4	E5	E	D	Pen	Total	Total
6. #1	PEREIRA	Pedro	2011	 SpCP		9.0	9.2				9.100	2.8		11.900	71.550
						8.7	8.5			8.600	2.8		11.400		
						9.3	9.5			9.400	2.8		12.200		
						9.4	9.1			9.250	4.0		13.250		
						8.6	8.6			8.600	2.4		11.000		
						8.5	8.7			8.600	3.2		11.800		
7. #16	ANDRADE	Francisco	2012	 CGA		7.9	8.1				8.000	2.7		10.700	70.000
						9.2	9.2			9.200	2.8		12.000		
						9.1	9.3			9.200	2.8		12.000		
						9.5	9.5			9.500	2.8		12.300		
						9.3	9.3			9.300	2.8		12.100		
						7.8	7.6			7.700	3.2		10.900		
8. #2	SOARES	João	2011	 SpCP		8.5	8.3				8.400	2.8		11.200	67.950
						6.7	7.0			6.850	2.4		9.250		
						9.1	9.3			9.200	2.8		12.000		
						9.2	9.4			9.300	3.6		12.900		
						8.5	8.7			8.600	2.4		11.000		
						8.3	8.5			8.400	3.2		11.600		
9. #4	CARÇÃO	Gonçalo	2012	 SpCP		9.0	9.0				9.000	2.8		11.800	67.550
						8.6	8.5			8.550	1.6		10.150		
						9.3	9.4			9.350	2.8		12.150		
						8.9	8.8			8.850	2.8		11.650		
						8.8	8.5			8.650	2.4		11.050		
						9.3	9.0			9.150	1.6		10.750		
10. #14	ALMEIDA	João	2011	 CGF		7.7	7.7				7.700	2.7		10.400	66.700
						7.6	8.0			7.800	3.2		11.000		
						8.0	8.3			8.150	2.8		10.950		
						9.3	9.4			9.350	2.8		12.150		
						8.3	8.2			8.250	3.2		11.450		
						7.6	7.5			7.550	3.2		10.750		



























				Coach		E1	E2	E3	E4	E5	E	D	Pen	Total	Total
11.	#26	FARIA	Martim	2011	 CDN	 8.0	8.1				8.050	2.7		10.750	66.150
						 8.3	8.6			8.450	3.2	11.650			
						 8.9	8.9			8.900	2.8	11.700			
						 9.7	9.7			9.700	1.6	11.300			
						 7.6	7.2			7.400	2.7	10.100			
						 9.1	9.0			9.050	1.6	10.650			
12.	#15	RAMOS	Lucas	2012	 CGA	 7.6	7.9			7.750	2.7		10.450	66.050	
						 6.0	6.0			6.000	2.8	8.800			
						 8.9	9.0			8.950	2.8	11.750			
						 9.2	9.4			9.300	2.8	12.100			
						 9.0	9.1			9.050	2.8	11.850			
						 8.1	7.7			7.900	3.2	11.100			
13.	#22	BOTEQUILHA	Tiago	2011	 CNA	 8.3	8.5			8.400	2.8		11.200	65.800	
						 8.2	8.3			8.250	3.2	11.450			
						 9.0	9.0			9.000	2.4	11.400			
						 9.2	9.0			9.100	2.8	11.900			
						 7.4	7.6			7.500	2.8	10.300			
						 7.1	6.8			6.950	2.6	9.550			
14.	#3	TEIXEIRA	Tiago	2012	 SpCP	 9.0	8.8			8.900	2.8		11.700	64.800	
						 8.2	8.1			8.150	1.6	9.750			
						 8.7	8.6			8.650	2.8	11.450			
						 9.2	9.1			9.150	2.0	11.150			
						 8.5	8.6			8.550	2.4	10.950			
						 6.8	6.4			6.600	3.2	9.800			
15.	#18	SILVA	Martim	2012	 CGA	 8.0	8.0			8.000	1.6		9.600	64.750	
						 8.3	8.6			8.450	1.6	10.050			
						 9.3	9.2			9.250	1.6	10.850			
						 9.7	9.7			9.700	2.0	11.700			
						 8.9	8.7			8.800	2.8	11.600			
						 9.3	9.4			9.350	1.6	10.950			























					Coach		E1	E2	E3	E4	E5	E	D	Pen	Total	Total
16.	#40	DUARTE	Miguel	2011	 CARTI		8.8	8.7				8.750	2.0		10.750	64.400
							9.2	9.0				9.100	1.6		10.700	
							9.0	8.9				8.950	1.6		10.550	
							9.0	9.1				9.050	1.6		10.650	
							9.1	9.1				9.100	1.6		10.700	
							9.4	9.5				9.450	1.6		11.050	
17.	#21	FERNANDES	Vasco	2011	 CNA		8.1	8.2				8.150	2.8		10.950	64.150
							7.5	7.2				7.350	3.2		10.550	
							8.1	8.2				8.150	2.4		10.550	
							9.5	9.3				9.400	2.0		11.400	
							8.0	8.0				8.000	2.0		10.000	
							9.0	9.2				9.100	1.6		10.700	
18.	#24	FONTES	Diogo	2011	 CNA		8.3	8.2				8.250	2.8		11.050	64.150
							7.0	7.4				7.200	3.2		10.400	
							8.5	8.1				8.300	2.4		10.700	
							9.0	8.9				8.950	2.4		11.350	
							8.0	8.1				8.050	2.0		10.050	
							9.1	8.9				9.000	1.6		10.600	
19.	#6	FREITAS	Miguel	2012	 SpCP		9.2	9.4				9.300	1.6		10.900	63.100
							8.1	8.4				8.250	1.6		9.850	
							8.9	9.0				8.950	1.6		10.550	
							9.0	9.0				9.000	2.0		11.000	
							8.1	7.9				8.000	2.0		10.000	
							9.2	9.2				9.200	1.6		10.800	
20.	#20	SILVA	Rúben	2011	 CNA		8.8	8.8				8.800	2.8		11.600	63.050
							7.0	7.2				7.100	3.2		10.300	
							8.3	8.5				8.400	2.4		10.800	
							9.3	9.1				9.200	2.0		11.200	
							7.6	7.4				7.500	2.4		9.900	
							7.4	7.1				7.250	2.0		9.250	



























				Coach		E1	E2	E3	E4	E5	E	D	Pen	Total	Total		
21.	#23	GOMES	Salvador	2012	 CNA		8.3	8.5				8.400	2.8		11.200	63.000	
							7.2	7.6				7.400	3.2		10.600		
							7.9	8.1				8.000	2.4		10.400		
							9.3	9.1				9.200	2.0		11.200		
							8.3	8.5				8.400	2.0		10.400		
							6.7	6.5				6.600	2.6		9.200		
																	
22.	#5	MARVÃO	Tomás	2012	 SpCP		9.2	9.4				9.300	2.8		12.100	58.400	
							9.3	9.1				9.200	2.0		11.200		
							8.8	8.4				8.600	2.8		11.400		
													4.0	-4.0	0		
							9.0	9.0				9.000	3.2		12.200		
							8.3	8.3				8.300	3.2		11.500		
																	
23.	#38	ALVES	Sérgio	2012	 AGT		8.6	8.7				8.650	1.6		10.250	41.200	
																	
							8.8	8.7				8.750	1.6		10.350		
							8.7	8.8				8.750	2.0		10.750		
																	
							8.4	8.1				8.250	1.6		9.850		
																	
24.	#17	PERES	Francisco	2011	 CGA												
																	
																	
																	
																	
																	
																	

				Coach		E1	E2	E3	E4	E5	E	D	Pen	Total
1.	#8	CORREIA	Gustavo	2012	 GCP	9.0	8.9				8.950	3.6		12.550
2.	#7	VARELA	Rafael	2012	 GCP	9.3	9.4				9.350	2.8		12.150
3.	#5	MARVÃO	Tomás	2012	 SpCP	9.2	9.4				9.300	2.8		12.100
4.	#1	PEREIRA	Pedro	2011	 SpCP	9.0	9.2				9.100	2.8		11.900
4.	#9	FREITAS	João	2011	 GCP	9.2	9.0				9.100	2.8		11.900
6.	#10	ANTUNES	Francisco	2012	 GCP	9.0	9.1				9.050	2.8		11.850
7.	#39	MARTINS	Rodrigo	2012	 CGTN	8.2	8.3				8.250	3.6		11.850
8.	#4	CARÇÃO	Gonçalo	2012	 SpCP	9.0	9.0				9.000	2.8		11.800
9.	#3	TEIXEIRA	Tiago	2012	 SpCP	9.0	8.8				8.900	2.8		11.700
10.	#20	SILVA	Rúben	2011	 CNA	8.8	8.8				8.800	2.8		11.600
11.	#2	SOARES	João	2011	 SpCP	8.5	8.3				8.400	2.8		11.200
11.	#22	BOTEQUILHA	Tiago	2011	 CNA	8.3	8.5				8.400	2.8		11.200
11.	#23	GOMES	Salvador	2012	 CNA	8.3	8.5				8.400	2.8		11.200




























					Coach		E1	E2	E3	E4	E5	E	D	Pen	Total
14.	#24	FONTES	Diogo	2011	 CNA		8.3	8.2				8.250	2.8		11.050
15.	#21	FERNANDES	Vasco	2011	 CNA		8.1	8.2				8.150	2.8		10.950
16.	#6	FREITAS	Miguel	2012	 SpCP		9.2	9.4				9.300	1.6		10.900
17.	#40	DUARTE	Miguel	2011	 CARTI		8.8	8.7				8.750	2.0		10.750
18.	#26	FARIA	Martim	2011	 CDN		8.0	8.1				8.050	2.7		10.750
19.	#16	ANDRADE	Francisco	2012	 CGA		7.9	8.1				8.000	2.7		10.700
20.	#15	RAMOS	Lucas	2012	 CGA		7.6	7.9				7.750	2.7		10.450
21.	#14	ALMEIDA	João	2011	 CGF		7.7	7.7				7.700	2.7		10.400
22.	#38	ALVES	Sérgio	2012	 AGT		8.6	8.7				8.650	1.6		10.250
23.	#18	SILVA	Martim	2012	 CGA		8.0	8.0				8.000	1.6		9.600
24.	#17	PERES	Francisco	2011	 CGA										—































					Coach		E1	E2	E3	E4	E5	E	D	Pen	Total
1.	#9	FREITAS	João	2011	 GCP		9.4	9.2				9.300	3.6		12.900
2.	#7	VARELA	Rafael	2012	 GCP		9.0	8.8				8.900	3.6		12.500
3.	#10	ANTUNES	Francisco	2012	 GCP		8.8	8.6				8.700	3.6		12.300
4.	#39	MARTINS	Rodrigo	2012	 CGTN		9.5	9.4				9.450	2.8		12.250
5.	#8	CORREIA	Gustavo	2012	 GCP		8.6	8.5				8.550	3.6		12.150
6.	#16	ANDRADE	Francisco	2012	 CGA		9.2	9.2				9.200	2.8		12.000
7.	#26	FARIA	Martim	2011	 CDN		8.3	8.6				8.450	3.2		11.650
8.	#22	BOTEQUILHA	Tiago	2011	 CNA		8.2	8.3				8.250	3.2		11.450
9.	#1	PEREIRA	Pedro	2011	 SpCP		8.7	8.5				8.600	2.8		11.400
10.	#5	MARVÃO	Tomás	2012	 SpCP		9.3	9.1				9.200	2.0		11.200
11.	#14	ALMEIDA	João	2011	 CGF		7.6	8.0				7.800	3.2		11.000
12.	#40	DUARTE	Miguel	2011	 CARTI		9.2	9.0				9.100	1.6		10.700
13.	#23	GOMES	Salvador	2012	 CNA		7.2	7.6				7.400	3.2		10.600



























					Coach		E1	E2	E3	E4	E5	E	D	Pen	Total
14.	#21	FERNANDES	Vasco	2011	 CNA		7.5	7.2				7.350	3.2		10.550
15.	#24	FONTES	Diogo	2011	 CNA		7.0	7.4				7.200	3.2		10.400
16.	#20	SILVA	Rúben	2011	 CNA		7.0	7.2				7.100	3.2		10.300
17.	#4	CARÇÃO	Gonçalo	2012	 SpCP		8.6	8.5				8.550	1.6		10.150
18.	#18	SILVA	Martim	2012	 CGA		8.3	8.6				8.450	1.6		10.050
19.	#6	FREITAS	Miguel	2012	 SpCP		8.1	8.4				8.250	1.6		9.850
20.	#3	TEIXEIRA	Tiago	2012	 SpCP		8.2	8.1				8.150	1.6		9.750
21.	#2	SOARES	João	2011	 SpCP		6.7	7.0				6.850	2.4		9.250
22.	#15	RAMOS	Lucas	2012	 CGA		6.0	6.0				6.000	2.8		8.800
23.	#17	PERES	Francisco	2011	 CGA										—
23.	#38	ALVES	Sérgio	2012	 AGT										—























					Coach		E1	E2	E3	E4	E5	E	D	Pen	Total
1.	#9	FREITAS	João	2011	 GCP		9.0	9.0				9.000	3.6		12.600
2.	#1	PEREIRA	Pedro	2011	 SpCP		9.3	9.5				9.400	2.8		12.200
3.	#4	CARÇÃO	Gonçalo	2012	 SpCP		9.3	9.4				9.350	2.8		12.150
4.	#39	MARTINS	Rodrigo	2012	 CGTN		8.6	8.4				8.500	3.6		12.100
5.	#2	SOARES	João	2011	 SpCP		9.1	9.3				9.200	2.8		12.000
5.	#16	ANDRADE	Francisco	2012	 CGA		9.1	9.3				9.200	2.8		12.000
7.	#10	ANTUNES	Francisco	2012	 GCP		8.7	8.5				8.600	3.2		11.800
8.	#15	RAMOS	Lucas	2012	 CGA		8.9	9.0				8.950	2.8		11.750
9.	#26	FARIA	Martim	2011	 CDN		8.9	8.9				8.900	2.8		11.700
10.	#7	VARELA	Rafael	2012	 GCP		9.3	9.2				9.250	2.4		11.650
11.	#8	CORREIA	Gustavo	2012	 GCP		8.3	8.4				8.350	3.2		11.550
12.	#3	TEIXEIRA	Tiago	2012	 SpCP		8.7	8.6				8.650	2.8		11.450
13.	#22	BOTEQUILHA	Tiago	2011	 CNA		9.0	9.0				9.000	2.4		11.400





















					Coach		E1	E2	E3	E4	E5	E	D	Pen	Total
14.	#5	MARVÃO	Tomás	2012	 SpCP		8.8	8.4				8.600	2.8		11.400
15.	#14	ALMEIDA	João	2011	 CGF		8.0	8.3				8.150	2.8		10.950
16.	#18	SILVA	Martim	2012	 CGA		9.3	9.2				9.250	1.6		10.850
17.	#20	SILVA	Rúben	2011	 CNA		8.3	8.5				8.400	2.4		10.800
18.	#24	FONTES	Diogo	2011	 CNA		8.5	8.1				8.300	2.4		10.700
19.	#6	FREITAS	Miguel	2012	 SpCP		8.9	9.0				8.950	1.6		10.550
19.	#40	DUARTE	Miguel	2011	 CARTI		9.0	8.9				8.950	1.6		10.550
21.	#21	FERNANDES	Vasco	2011	 CNA		8.1	8.2				8.150	2.4		10.550
22.	#23	GOMES	Salvador	2012	 CNA		7.9	8.1				8.000	2.4		10.400
23.	#38	ALVES	Sérgio	2012	 AGT		8.8	8.7				8.750	1.6		10.350
24.	#17	PERES	Francisco	2011	 CGA										—

					Coach		E1	E2	E3	E4	E5	E	D	Pen	Total	Total
1.	#39	MARTINS	Rodrigo	2012			9.3	9.3				9.300	4.0		13.300	13.300
					CGTN											
2.	#1	PEREIRA	Pedro	2011			9.4	9.1				9.250	4.0		13.250	13.250
					SpCP											
3.	#9	FREITAS	João	2011			9.5	9.4				9.450	3.6		13.050	13.050
					GCP											
4.	#2	SOARES	João	2011			9.2	9.4				9.300	3.6		12.900	12.900
					SpCP											
5.	#8	CORREIA	Gustavo	2012			9.4	9.1				9.250	3.6		12.850	12.850
					GCP											
6.	#10	ANTUNES	Francisco	2012			9.3	9.1				9.200	3.6		12.800	12.800
					GCP											
7.	#7	VARELA	Rafael	2012			9.0	9.0				9.000	3.6		12.600	12.600
					GCP											
8.	#16	ANDRADE	Francisco	2012			9.5	9.5				9.500	2.8		12.300	12.300
					CGA											
9.	#14	ALMEIDA	João	2011			9.3	9.4				9.350	2.8		12.150	12.150
					CGF											
10.	#15	RAMOS	Lucas	2012			9.2	9.4				9.300	2.8		12.100	12.100
					CGA											
11.	#22	BOTEQUILHA	Tiago	2011			9.2	9.0				9.100	2.8		11.900	11.900
					CNA											
12.	#18	SILVA	Martim	2012			9.7	9.7				9.700	2.0		11.700	11.700
					CGA											
13.	#4	CARÇÃO	Gonçalo	2012			8.9	8.8				8.850	2.8		11.650	11.650
					SpCP											
14.	#21	FERNANDES	Vasco	2011			9.5	9.3				9.400	2.0		11.400	11.400
					CNA											










					Coach		E1	E2	E3	E4	E5	E	D	Pen	Total	Total
15.	#24	FONTES	Diogo	2011	 		9.0	8.9				8.950	2.4		11.350	11.350
16.	#26	FARIA	Martim	2011	 		9.7	9.7				9.700	1.6		11.300	11.300
17.	#20	SILVA	Rúben	2011	 		9.3	9.1				9.200	2.0		11.200	11.200
17.	#23	GOMES	Salvador	2012	 		9.3	9.1				9.200	2.0		11.200	11.200
19.	#3	TEIXEIRA	Tiago	2012	 		9.2	9.1				9.150	2.0		11.150	11.150
20.	#6	FREITAS	Miguel	2012	 		9.0	9.0				9.000	2.0		11.000	11.000
21.	#38	ALVES	Sérgio	2012	 		8.7	8.8				8.750	2.0		10.750	10.750
22.	#40	DUARTE	Miguel	2011	 		9.0	9.1				9.050	1.6		10.650	10.650
23.	#5	MARVÃO	Tomás	2012	 								4.0	-4.0	0	
24.	#17	PERES	Francisco	2011	 											-

				Coach		E1	E2	E3	E4	E5	E	D	Pen	Total
1.	#10	ANTUNES	Francisco	2012	 	8.8	9.1				8.950	3.6		12.550
					GCP									
2.	#8	CORREIA	Gustavo	2012	 	9.2	9.2				9.200	3.2		12.400
					GCP									
3.	#5	MARVÃO	Tomás	2012	 	9.0	9.0				9.000	3.2		12.200
					SpCP									
3.	#7	VARELA	Rafael	2012	 	9.1	8.9				9.000	3.2		12.200
					GCP									
5.	#39	MARTINS	Rodrigo	2012	 	9.0	8.9				8.950	3.2		12.150
					CGTN									
6.	#9	FREITAS	João	2011	 	8.5	8.6				8.550	3.6		12.150
					GCP									
7.	#16	ANDRADE	Francisco	2012	 	9.3	9.3				9.300	2.8		12.100
					CGA									
8.	#15	RAMOS	Lucas	2012	 	9.0	9.1				9.050	2.8		11.850
					CGA									
9.	#18	SILVA	Martim	2012	 	8.9	8.7				8.800	2.8		11.600
					CGA									
10.	#14	ALMEIDA	João	2011	 	8.3	8.2				8.250	3.2		11.450
					CGF									
11.	#4	CARÇÃO	Gonçalo	2012	 	8.8	8.5				8.650	2.4		11.050
					SpCP									
12.	#1	PEREIRA	Pedro	2011	 	8.6	8.6				8.600	2.4		11.000
					SpCP									
12.	#2	SOARES	João	2011	 	8.5	8.7				8.600	2.4		11.000
					SpCP									

					Coach		E1	E2	E3	E4	E5	E	D	Pen	Total
14.	#3	TEIXEIRA	Tiago	2012	 SpCP		8.5	8.6				8.550	2.4		10.950
15.	#40	DUARTE	Miguel	2011	 CARTI		9.1	9.1				9.100	1.6		10.700
16.	#23	GOMES	Salvador	2012	 CNA		8.3	8.5				8.400	2.0		10.400
17.	#22	BOTEQUILHA	Tiago	2011	 CNA		7.4	7.6				7.500	2.8		10.300
18.	#26	FARIA	Martim	2011	 CDN		7.6	7.2				7.400	2.7		10.100
19.	#24	FONTES	Diogo	2011	 CNA		8.0	8.1				8.050	2.0		10.050
20.	#6	FREITAS	Miguel	2012	 SpCP		8.1	7.9				8.000	2.0		10.000
20.	#21	FERNANDES	Vasco	2011	 CNA		8.0	8.0				8.000	2.0		10.000
22.	#20	SILVA	Rúben	2011	 CNA		7.6	7.4				7.500	2.4		9.900
23.	#17	PERES	Francisco	2011	 CGA										—
23.	#38	ALVES	Sérgio	2012	 AGT										—

					Coach		E1	E2	E3	E4	E5	E	D	Pen	Total
1.	#9	FREITAS	João	2011	 GCP		8.6	8.4				8.500	3.6		12.100
2.	#1	PEREIRA	Pedro	2011	 SpCP		8.5	8.7				8.600	3.2		11.800
3.	#10	ANTUNES	Francisco	2012	 GCP		8.4	8.6				8.500	3.2		11.700
4.	#2	SOARES	João	2011	 SpCP		8.3	8.5				8.400	3.2		11.600
5.	#7	VARELA	Rafael	2012	 GCP		8.5	8.2				8.350	3.2		11.550
6.	#5	MARVÃO	Tomás	2012	 SpCP		8.3	8.3				8.300	3.2		11.500
7.	#8	CORREIA	Gustavo	2012	 GCP		8.0	7.8				7.900	3.6		11.500
8.	#15	RAMOS	Lucas	2012	 CGA		8.1	7.7				7.900	3.2		11.100
8.	#39	MARTINS	Rodrigo	2012	 CGTN		8.1	7.7				7.900	3.2		11.100
10.	#40	DUARTE	Miguel	2011	 CARTI		9.4	9.5				9.450	1.6		11.050
11.	#18	SILVA	Martim	2012	 CGA		9.3	9.4				9.350	1.6		10.950
12.	#16	ANDRADE	Francisco	2012	 CGA		7.8	7.6				7.700	3.2		10.900
13.	#6	FREITAS	Miguel	2012	 SpCP		9.2	9.2				9.200	1.6		10.800

					Coach		E1	E2	E3	E4	E5	E	D	Pen	Total
14.	#4	CARÇÃO	Gonçalo	2012	 SpCP		9.3	9.0				9.150	1.6		10.750
15.	#14	ALMEIDA	João	2011	 CGF		7.6	7.5				7.550	3.2		10.750
16.	#21	FERNANDES	Vasco	2011	 CNA		9.0	9.2				9.100	1.6		10.700
17.	#26	FARIA	Martim	2011	 CDN		9.1	9.0				9.050	1.6		10.650
18.	#24	FONTES	Diogo	2011	 CNA		9.1	8.9				9.000	1.6		10.600
19.	#38	ALVES	Sérgio	2012	 AGT		8.4	8.1				8.250	1.6		9.850
20.	#3	TEIXEIRA	Tiago	2012	 SpCP		6.8	6.4				6.600	3.2		9.800
21.	#22	BOTEQUILHA	Tiago	2011	 CNA		7.1	6.8				6.950	2.6		9.550
22.	#20	SILVA	Rúben	2011	 CNA		7.4	7.1				7.250	2.0		9.250
23.	#23	GOMES	Salvador	2012	 CNA		6.7	6.5				6.600	2.6		9.200
24.	#17	PERES	Francisco	2011	 CGA										—

	Coach							Team Score
1.	 GCP	36.600	37.700	36.050	38.700	37.150	35.350	
T2								221.550
#9	FREITAS João 2011	11.900	12.900	12.600	13.050	12.150	12.100	
#8	CORREIA Gustavo 2012	12.550	12.150	11.550	12.850	12.400	11.500	
#10	ANTUNES Francisco 2012	11.850	12.300	11.800	12.800	12.550	11.700	
#7	VARELA Rafael 2012	12.150	12.500	11.650	12.600	12.200	11.550	
2.	 SpCP	35.800	32.750	36.350	37.800	34.250	34.900	
T1								211.850
#1	PEREIRA Pedro 2011	11.900	11.400	12.200	13.250	11.000	11.800	
#2	SOARES João 2011	11.200	9.250	12.000	12.900	11.000	11.600	
#4	CARÇÃO Gonçalo 2012	11.800	10.150	12.150	11.650	11.050	10.750	
#3	TEIXEIRA Tiago 2012	11.700	9.750	11.450	11.150	10.950	9.800	
#5	MARVÃO Tomás 2012	12.100	11.200	11.400		12.200	11.500	
3.	 CGA	30.750	30.850	34.600	36.100	35.550	32.950	
T3								200.800
#16	ANDRADE Francisco 2012	10.700	12.000	12.000	12.300	12.100	10.900	
#15	RAMOS Lucas 2012	10.450	8.800	11.750	12.100	11.850	11.100	
#18	SILVA Martim 2012	9.600	10.050	10.850	11.700	11.600	10.950	
#17	PERES Francisco 2011	–	–	–		–	–	

	Coach							Team Score
4.	 CNA	34.000	32.600	32.900	34.650	30.750	30.850	
T4								195.750
#22	BOTEQUILHA Tiago	2011	11.200	11.450	11.400	11.900	10.300	9.550
#21	FERNANDES Vasco	2011	10.950	10.550	10.550	11.400	10.000	10.700
#24	FONTES Diogo	2011	11.050	10.400	10.700	11.350	10.050	10.600
#20	SILVA Rúben	2011	11.600	10.300	10.800	11.200	9.900	9.250
#23	GOMES Salvador	2012	11.200	10.600	10.400	11.200	10.400	9.200

Group 1

1.	#44	POLÓNIA	Mateus	2008	–		GCM
2.	#46	RODRIGUES	Diogo	2008	–		GCM


Group 2

1.	T9	#52	BELÉM	João	2010	–		GCP
2.	T9	#53	FELIZ	Bartolomeu	2009	–		GCP
3.	T9	#54	MORGADO	Francisco	2010	–		GCP
4.	T9	#55	LOUREIRO	Francisco	2010	–		GCP
5.	T9	#56	LOPES	Afonso	2009	–		GCP
6.		#57	RODRIGUES	Francisco	2010	–		CGG
7.		#58	VILARINHO	Matias	2008	–		CGG

Group 3





1.	T10	#59	OLIVEIRA	Francisco	2010	–		CGF
2.	T10	#60	NETO	David	2008	–		CGF
3.	T10	#61	OLIVEIRA	Duarte	2008	–		CGF
4.	T10	#62	FILIPE	Santiago	2009	–		CGF
5.	T10	#63	SHYICHUK *	Oleksandre	2009	–		CGF

Group 4

1.	#66	BORGES	Paulo	2009	–		CGTN
2.	#67	FERREIRA	Tomás	2010	–		CDN

* ginasta estrangeiro







Group 5

1.	#73	VIEIRA	Manuel	2010	–		CGE	
2.	T11	#74	GANHÃO	Francisco	2008	–		CNA
3.	T11	#75	DIAS	Miguel	2009	–		CNA
4.	T11	#76	FELÍCIO	Vasco	2010	–		CNA

Group 6




































1.	#81	MARTINS	Guilherme	2008	–		CA4	
2.	T12	#82	ESTEVES	João	2009	–		CARTI
3.	T12	#83	MENDONÇA *	Henrique	2009	–		CARTI
4.	T12	#84	MARCOLINO	Francisco	2010	–		CARTI
5.	T12	#85	MARCOLINO	Guilherme	2010	–		CARTI






























Group 7

1.	T13	#87	GOMES	Pedro	2009	–		LGC
2.	T13	#88	PINHEIRO	Rodrigo	2009	–		LGC
3.	T13	#89	BARYBINE	Marc	2010	–		LGC
4.	T14	#90	VIEIRA	Vicente	2010	–		SpCP
5.	T14	#91	GONÇALVES	Francisco	2008	–		SpCP
6.	T14	#92	OLIVEIRA	Miguel	2010	–		SpCP

* ginasta estrangeiro






































				Coach		E1	E2	E3	E4	E5	E	D	Pen	Total	Total
1. #44	POLÓNIA	Mateus	2008			8.5	8.9				8.700	3.6		12.300	77.450
						GCM		9.4	9.3			9.350	3.6	12.950	
								9.4	9.3			9.350	3.6	12.950	
								9.5	9.4			9.450	4.0	13.450	
								9.3	9.2			9.250	3.6	12.850	
								9.3	9.4			9.350	3.6	12.950	
2. #46	RODRIGUES	Diogo	2008			7.8	7.8				7.800	3.6		11.400	74.100
						GCM		7.6	7.6			7.600	3.6	11.200	
								9.2	9.4			9.300	3.6	12.900	
								8.8	8.8			8.800	4.4	13.200	
								9.2	9.3			9.250	3.6	12.850	
								8.9	9.0			8.950	3.6	12.550	
3. #92	OLIVEIRA	Miguel	2010			9.0	8.9				8.950	2.8		11.750	72.550
						SpCP		8.8	9.0			8.900	3.6	12.500	
								9.4	9.5			9.450	2.8	12.250	
								9.2	9.1			9.150	4.0	13.150	
								8.6	8.6			8.600	2.4	11.000	
								8.8	8.6			8.700	3.2	11.900	
4. #54	MORGADO	Francisco	2010			8.6	8.8				8.700	2.8		11.500	72.300
						GCP		8.9	8.7			8.800	3.6	12.400	
								9.2	9.1			9.150	2.4	11.550	
								9.6	9.6			9.600	3.6	13.200	
								9.0	9.2			9.100	3.2	12.300	
								8.3	8.0			8.150	3.2	11.350	
5. #55	LOUREIRO	Francisco	2010			9.1	8.9				9.000	2.8		11.800	72.100
						GCP		9.5	9.5			9.500	2.8	12.300	
								8.6	8.3			8.450	3.2	11.650	
								9.1	9.2			9.150	3.6	12.750	
								8.4	8.7			8.550	3.2	11.750	
								8.8	8.5			8.650	3.2	11.850	

				Coach		E1	E2	E3	E4	E5	E	D	Pen	Total	Total
6.	#82	ESTEVES	João	2009			7.3	7.1			7.200	4.1		11.300	72.050
					CARTI		9.6	9.4			9.500	2.8		12.300	
							9.5	9.5			9.500	2.4		11.900	
							9.3	9.1			9.200	3.6		12.800	
							8.4	8.5			8.450	2.8		11.250	
							9.2	9.4			9.300	3.2		12.500	
7.	#57	RODRIGUES	Francisco	2010			9.0	9.1			9.050	2.8		11.850	71.900
					CGG		9.1	9.1			9.100	2.8		11.900	
							8.9	8.7			8.800	2.8		11.600	
							9.6	9.6			9.600	3.6		13.200	
							7.5	7.5			7.500	3.8		11.300	
							8.4	8.5			8.450	3.6		12.050	
8.	#52	BELÉM	João	2010			9.2	9.3			9.250	2.8		12.050	71.850
					GCP		7.6	7.3			7.450	3.6		11.050	
							8.7	8.6			8.650	3.2		11.850	
							9.2	9.3			9.250	3.6		12.850	
							9.0	8.9			8.950	3.2		12.150	
							8.7	8.7			8.700	3.2		11.900	
9.	#61	OLIVEIRA	Duarte	2008			8.4	8.3			8.350	2.7		11.050	71.750
					CGF		8.2	8.5			8.350	3.2		11.550	
							9.0	8.8			8.900	3.2		12.100	
							9.4	9.5			9.450	4.4		13.850	
							8.9	8.9			8.900	3.2		12.100	
							8.0	7.8			7.900	3.2		11.100	
10.	#60	NETO	David	2008			8.3	8.2			8.250	2.7		10.950	71.250
					CGF		8.0	8.4			8.200	3.2		11.400	
							8.6	8.4			8.500	3.2		11.700	
							9.6	9.5			9.550	4.4		13.950	
							8.8	8.4			8.600	3.2		11.800	
							8.3	8.2			8.250	3.2		11.450	




































				Coach		E1	E2	E3	E4	E5	E	D	Pen	Total	Total	
11.	#58	VILARINHO	Matias	2008			8.7	8.7				8.700	2.8		11.500	71.050
					CGG		7.8	7.6				7.700	3.2		10.900	
							8.7	8.6				8.650	2.8		11.450	
							9.4	9.4				9.400	3.6		13.000	
							8.8	8.5				8.650	3.2		11.850	
							8.8	8.7				8.750	3.6		12.350	
12.	#89	BARYBINE	Marc	2010			8.8	9.0				8.900	2.4		11.300	71.050
					LGC		8.7	8.5				8.600	3.6		12.200	
							8.6	8.8				8.700	2.8		11.500	
							9.3	9.3				9.300	3.6		12.900	
							8.4	8.1				8.250	3.2		11.450	
							8.5	8.5				8.500	3.2		11.700	
13.	#90	VIEIRA	Vicente	2010			9.2	9.2				9.200	2.8		12.000	70.850
					SpCP		8.8	8.9				8.850	2.0		10.850	
							9.1	9.2				9.150	2.8		11.950	
							9.5	9.4				9.450	4.0		13.450	
							8.7	8.9				8.800	2.8		11.600	
							8.0	7.6				7.800	3.2		11.000	
14.	#87	GOMES	Pedro	2009			8.1	8.1				8.100	2.7		10.800	70.800
					LGC		9.2	9.3				9.250	2.8		12.050	
							7.6	7.4				7.500	3.2		10.700	
							9.3	9.3				9.300	3.6		12.900	
							8.9	8.7				8.800	3.2		12.000	
							9.1	9.2				9.150	3.2		12.350	
15.	#67	FERREIRA	Tomás	2010			8.2	8.2				8.200	2.7		10.900	69.600
					CDN		8.4	8.7				8.550	3.2		11.750	
							9.3	9.3				9.300	2.8		12.100	
							8.8	8.9				8.850	3.6		12.450	
							8.9	9.0				8.950	2.7		11.650	
							8.7	8.8				8.750	2.0		10.750	

				Coach		E1	E2	E3	E4	E5	E	D	Pen	Total	Total	
16.	#53	FELIZ	Bartolomeu	2009			8.8	8.7				8.750	2.8	-0.1	11.450	69.500
					GCP		7.3	7.7				7.500	2.4		9.900	
							8.8	9.1				8.950	2.8		11.750	
							9.6	9.4				9.500	4.0		13.500	
							8.6	8.8				8.700	3.2		11.900	
							7.9	7.7				7.800	3.2		11.000	
17.	#81	MARTINS	Guilherme	2008			8.5	8.7				8.600	2.8		11.400	69.500
					CA4		9.0	9.0				9.000	1.6		10.600	
							9.2	9.3				9.250	2.8		12.050	
							9.6	9.5				9.550	4.0		13.550	
							8.6	8.5				8.550	2.4		10.950	
							9.3	9.4				9.350	1.6		10.950	
18.	#59	OLIVEIRA	Francisco	2010			7.8	7.8				7.800	2.7		10.500	69.350
					CGF		7.6	7.6				7.600	3.2		10.800	
							8.9	8.7				8.800	2.8		11.600	
							9.4	9.4				9.400	4.0		13.400	
							8.8	8.4				8.600	3.2		11.800	
							8.1	8.0				8.050	3.2		11.250	
19.	#91	GONÇALVES	Francisco	2008			8.9	8.8				8.850	2.8		11.650	69.000
					SpCP		8.6	8.7				8.650	2.0		10.650	
							9.0	8.9				8.950	2.8		11.750	
							8.8	8.9				8.850	4.0		12.850	
							8.3	8.1				8.200	3.2		11.400	
							9.1	9.1				9.100	1.6		10.700	
20.	#83	MENDONÇA	Henrique	2009			8.9	8.7				8.800	2.8		11.600	68.250
					CARTI		9.2	9.1				9.150	1.6		10.750	
							9.2	9.5				9.350	1.6		10.950	
							9.3	9.4				9.350	2.8		12.150	
							8.5	8.7				8.600	3.2		11.800	
							9.4	9.4				9.400	1.6		11.000	



				Coach		E1	E2	E3	E4	E5	E	D	Pen	Total	Total	
21.	#88	PINHEIRO	Rodrigo	2009			8.7	8.5				8.600	2.4		11.000	68.150
					LGC		7.8	8.0				7.900	2.8		10.700	
							8.2	7.9				8.050	3.2		11.250	
							9.1	9.1				9.100	3.6		12.700	
							8.2	8.1				8.150	2.5		10.650	
							8.6	8.7				8.650	3.2		11.850	
22.	#74	GANHÃO	Francisco	2008			8.4	8.5				8.450	2.8		11.250	67.550
					CNA		7.5	7.3				7.400	3.2		10.600	
							8.6	8.5				8.550	2.8		11.350	
							9.4	9.2				9.300	4.0		13.300	
							7.9	7.8				7.850	2.8		10.650	
							7.2	7.2				7.200	3.2		10.400	
23.	#84	MARCOLINO	Francisco	2010			9.3	9.3				9.300	2.0		11.300	67.100
					CARTI		9.0	9.2				9.100	1.6		10.700	
							9.5	9.7				9.600	1.6		11.200	
							9.7	9.7				9.700	2.4		12.100	
							8.7	8.8				8.750	2.0		10.750	
							9.5	9.4				9.450	1.6		11.050	
24.	#75	DIAS	Miguel	2009			8.5	8.5				8.500	2.8		11.300	67.050
					CNA		8.0	7.6				7.800	3.2		11.000	
							8.7	8.3				8.500	2.4		10.900	
							9.2	9.2				9.200	3.6		12.800	
							7.7	7.7				7.700	3.2		10.900	
							7.1	6.8				6.950	3.2		10.150	
25.	#73	VIEIRA	Manuel	2010			8.1	8.2				8.150	3.1		11.250	66.950
					CGE		7.1	7.5				7.300	3.2		10.500	
							9.4	9.5				9.450	2.0		11.450	
							8.1	8.1				8.100	3.6		11.700	
							8.9	9.2				9.050	2.4		11.450	
							9.2	9.2				9.200	1.4		10.600	












































				Coach		E1	E2	E3	E4	E5	E	D	Pen	Total	Total
26.	#62	FILIPE	Santiago	2009	 CGF	 8.8	8.6				8.700	2.8		11.500	66.700
						 7.3	7.6				7.450	3.2	10.650		
						 8.5	8.5				8.500	2.8	11.300		
						 7.8	8.0				7.900	3.6	11.500		
						 8.2	7.9				8.050	3.2	11.250		
						 9.0	8.8				8.900	1.6	10.500		
27.	#63	SHYICHUK *	Oleksandre	2009	 CGF	 8.7	8.4				8.550	2.8		11.350	66.400
						 6.0	5.9				5.950	3.6	9.550		
						 8.9	9.1				9.000	2.8	11.800		
						 9.2	9.2				9.200	2.8	12.000		
						 8.5	8.1				8.300	3.2	11.500		
						 7.2	6.8				7.000	3.2	10.200		
28.	#85	MARCOLINO	Guilherme	2010	 CARTI	 8.8	8.7				8.750	2.0		10.750	65.450
						 9.0	9.0				9.000	1.6	10.600		
						 9.3	9.4				9.350	1.6	10.950		
						 9.3	9.3				9.300	2.4	11.700		
						 8.6	8.5				8.550	2.0	10.550		
						 9.3	9.3				9.300	1.6	10.900		
29.	#66	BORGES	Paulo	2009	 CGTN	 8.7	8.6				8.650	2.8		11.450	65.250
						 6.7	7.5				7.100	3.2	10.300		
						 9.1	8.9				9.000	2.4	11.400		
						 8.2	8.4				8.300	3.6	11.900		
						 7.5	7.2				7.350	3.2	10.550		
						 7.7	7.6				7.650	2.0	9.650		
30.	#76	FELÍCIO	Vasco	2010	 CNA	 8.8	8.6				8.700	1.6		10.300	62.200
						 5.8	6.4				6.100	3.2	9.300		
						 9.3	9.1				9.200	1.6	10.800		
						 9.4	9.5				9.450	2.0	11.450		
						 8.6	8.5				8.550	1.8	10.350		
						 9.0	9.0				9.000	1.0	10.000		









					Coach	E1	E2	E3	E4	E5	E	D	Pen	Total	Total	
31.	#56	LOPES	Afonso	2009											-	
					GCP										0	
															-	
															-	
															-	
															0	










































				Coach		E1	E2	E3	E4	E5	E	D	Pen	Total
1.	#44	POLÓNIA	Mateus	2008	 GCM	8.5	8.9				8.700	3.6		12.300
2.	#52	BELÉM	João	2010	 GCP	9.2	9.3				9.250	2.8		12.050
3.	#90	VIEIRA	Vicente	2010	 SpCP	9.2	9.2				9.200	2.8		12.000
4.	#57	RODRIGUES	Francisco	2010	 CGG	9.0	9.1				9.050	2.8		11.850
5.	#55	LOUREIRO	Francisco	2010	 GCP	9.1	8.9				9.000	2.8		11.800
6.	#92	OLIVEIRA	Miguel	2010	 SpCP	9.0	8.9				8.950	2.8		11.750
7.	#91	GONÇALVES	Francisco	2008	 SpCP	8.9	8.8				8.850	2.8		11.650
8.	#83	MENDONÇA	Henrique	2009	 CARTI	8.9	8.7				8.800	2.8		11.600
	*													
9.	#54	MORGADO	Francisco	2010	 GCP	8.6	8.8				8.700	2.8		11.500
9.	#58	VILARINHO	Matias	2008	 CGG	8.7	8.7				8.700	2.8		11.500
9.	#62	FILIPE	Santiago	2009	 CGF	8.8	8.6				8.700	2.8		11.500
12.	#53	FELIZ	Bartolomeu	2009	 GCP	8.8	8.7				8.750	2.8	-0.1	11.450
13.	#66	BORGES	Paulo	2009	 CGTN	8.7	8.6				8.650	2.8		11.450

					Coach		E1	E2	E3	E4	E5	E	D	Pen	Total
14.	#81	MARTINS	Guilherme	2008	 CA4		8.5	8.7				8.600	2.8		11.400
15.	#46	RODRIGUES	Diogo	2008	 GCM		7.8	7.8				7.800	3.6		11.400
16.	#63	SHYICHUK *	Oleksandre	2009	 CGF		8.7	8.4				8.550	2.8		11.350
17.	#84	MARCOLINO	Francisco	2010	 CARTI		9.3	9.3				9.300	2.0		11.300
18.	#89	BARYBINE	Marc	2010	 LGC		8.8	9.0				8.900	2.4		11.300
19.	#75	DIAS	Miguel	2009	 CNA		8.5	8.5				8.500	2.8		11.300
20.	#82	ESTEVES	João	2009	 CARTI		7.3	7.1				7.200	4.1		11.300
21.	#74	GANHÃO	Francisco	2008	 CNA		8.4	8.5				8.450	2.8		11.250
22.	#73	VIEIRA	Manuel	2010	 CGE		8.1	8.2				8.150	3.1		11.250
23.	#61	OLIVEIRA	Duarte	2008	 CGF		8.4	8.3				8.350	2.7		11.050
24.	#88	PINHEIRO	Rodrigo	2009	 LGC		8.7	8.5				8.600	2.4		11.000
25.	#60	NETO	David	2008	 CGF		8.3	8.2				8.250	2.7		10.950
26.	#67	FERREIRA	Tomás	2010	 CDN		8.2	8.2				8.200	2.7		10.900
27.	#87	GOMES	Pedro	2009	 LGC		8.1	8.1				8.100	2.7		10.800

				Coach		E1	E2	E3	E4	E5	E	D	Pen	Total
28.	#85	MARCOLINO	Guilherme	2010	  CARTI	8.8	8.7				8.750	2.0		10.750
29.	#59	OLIVEIRA	Francisco	2010	  CGF	7.8	7.8				7.800	2.7		10.500
30.	#76	FELÍCIO	Vasco	2010	  CNA	8.8	8.6				8.700	1.6		10.300












































					Coach		E1	E2	E3	E4	E5	E	D	Pen	Total
1.	#44	POLÓNIA	Mateus	2008	 GCM		9.4	9.3				9.350	3.6		12.950
2.	#92	OLIVEIRA	Miguel	2010	 SpCP		8.8	9.0				8.900	3.6		12.500
3.	#54	MORGADO	Francisco	2010	 GCP		8.9	8.7				8.800	3.6		12.400
4.	#55	LOUREIRO	Francisco	2010	 GCP		9.5	9.5				9.500	2.8		12.300
4.	#82	ESTEVES	João	2009	 CARTI		9.6	9.4				9.500	2.8		12.300
6.	#89	BARYBINE	Marc	2010	 LGC		8.7	8.5				8.600	3.6		12.200
7.	#87	GOMES	Pedro	2009	 LGC		9.2	9.3				9.250	2.8		12.050
8.	#57	RODRIGUES	Francisco	2010	 CGG		9.1	9.1				9.100	2.8		11.900
9.	#67	FERREIRA	Tomás	2010	 CDN		8.4	8.7				8.550	3.2		11.750
10.	#61	OLIVEIRA	Duarte	2008	 CGF		8.2	8.5				8.350	3.2		11.550
11.	#60	NETO	David	2008	 CGF		8.0	8.4				8.200	3.2		11.400
12.	#46	RODRIGUES	Diogo	2008	 GCM		7.6	7.6				7.600	3.6		11.200
13.	#52	BELÉM	João	2010	 GCP		7.6	7.3				7.450	3.6		11.050

					Coach		E1	E2	E3	E4	E5	E	D	Pen	Total
14.	#75	DIAS	Miguel	2009	  CNA		8.0	7.6				7.800	3.2		11.000
15.	#58	VILARINHO	Matias	2008	  CGG		7.8	7.6				7.700	3.2		10.900
16.	#90	VIEIRA	Vicente	2010	  SpCP		8.8	8.9				8.850	2.0		10.850
17.	#59	OLIVEIRA	Francisco	2010	  CGF		7.6	7.6				7.600	3.2		10.800
18.	#83	MENDONÇA	Henrique	2009	  CARTI	*	9.2	9.1				9.150	1.6		10.750
19.	#84	MARCOLINO	Francisco	2010	  CARTI		9.0	9.2				9.100	1.6		10.700
20.	#88	PINHEIRO	Rodrigo	2009	  LGC		7.8	8.0				7.900	2.8		10.700
21.	#91	GONÇALVES	Francisco	2008	  SpCP		8.6	8.7				8.650	2.0		10.650
22.	#62	FILIFE	Santiago	2009	  CGF		7.3	7.6				7.450	3.2		10.650
23.	#81	MARTINS	Guilherme	2008	  CA4		9.0	9.0				9.000	1.6		10.600
23.	#85	MARCOLINO	Guilherme	2010	  CARTI		9.0	9.0				9.000	1.6		10.600
25.	#74	GANHÃO	Francisco	2008	  CNA		7.5	7.3				7.400	3.2		10.600
26.	#73	VIEIRA	Manuel	2010	  CGE		7.1	7.5				7.300	3.2		10.500
27.	#66	BORGES	Paulo	2009	  CGTN		6.7	7.5				7.100	3.2		10.300

					Coach		E1	E2	E3	E4	E5	E	D	Pen	Total
28.	#53	FELIZ	Bartolomeu	2009	  GCP		7.3	7.7				7.500	2.4		9.900
29.	#63	SHYICHUK *	Oleksandre	2009	  CGF		6.0	5.9				5.950	3.6		9.550
30.	#76	FELÍCIO	Vasco	2010	  CNA		5.8	6.4				6.100	3.2		9.300
31.	#56	LOPES	Afonso	2009	  GCP										0























































					Coach		E1	E2	E3	E4	E5	E	D	Pen	Total
1.	#44	POLÓNIA	Mateus	2008	 GCM		9.4	9.3				9.350	3.6		12.950
2.	#92	OLIVEIRA	Miguel	2010	 SpCP		8.8	9.0				8.900	3.6		12.500
3.	#54	MORGADO	Francisco	2010	 GCP		8.9	8.7				8.800	3.6		12.400
4.	#55	LOUREIRO	Francisco	2010	 GCP		9.5	9.5				9.500	2.8		12.300
4.	#82	ESTEVES	João	2009	 CARTI		9.6	9.4				9.500	2.8		12.300
6.	#89	BARYBINE	Marc	2010	 LGC		8.7	8.5				8.600	3.6		12.200
7.	#87	GOMES	Pedro	2009	 LGC		9.2	9.3				9.250	2.8		12.050
8.	#57	RODRIGUES	Francisco	2010	 CGG		9.1	9.1				9.100	2.8		11.900
9.	#67	FERREIRA	Tomás	2010	 CDN		8.4	8.7				8.550	3.2		11.750
10.	#61	OLIVEIRA	Duarte	2008	 CGF		8.2	8.5				8.350	3.2		11.550
11.	#60	NETO	David	2008	 CGF		8.0	8.4				8.200	3.2		11.400
12.	#46	RODRIGUES	Diogo	2008	 GCM		7.6	7.6				7.600	3.6		11.200
13.	#52	BELÉM	João	2010	 GCP		7.6	7.3				7.450	3.6		11.050

					Coach		E1	E2	E3	E4	E5	E	D	Pen	Total
14.	#75	DIAS	Miguel	2009	 CNA		8.0	7.6				7.800	3.2		11.000
15.	#58	VILARINHO	Matias	2008	 CGG		7.8	7.6				7.700	3.2		10.900
16.	#90	VIEIRA	Vicente	2010	 SpCP		8.8	8.9				8.850	2.0		10.850
17.	#59	OLIVEIRA	Francisco	2010	 CGF		7.6	7.6				7.600	3.2		10.800
18.	#83	MENDONÇA	Henrique	2009	 CARTI		9.2	9.1				9.150	1.6		10.750
19.	#84	MARCOLINO	Francisco	2010	 CARTI		9.0	9.2				9.100	1.6		10.700
20.	#88	PINHEIRO	Rodrigo	2009	 LGC		7.8	8.0				7.900	2.8		10.700
21.	#91	GONÇALVES	Francisco	2008	 SpCP		8.6	8.7				8.650	2.0		10.650
22.	#62	FILIFE	Santiago	2009	 CGF		7.3	7.6				7.450	3.2		10.650
23.	#81	MARTINS	Guilherme	2008	 CA4		9.0	9.0				9.000	1.6		10.600
23.	#85	MARCOLINO	Guilherme	2010	 CARTI		9.0	9.0				9.000	1.6		10.600
25.	#74	GANHÃO	Francisco	2008	 CNA		7.5	7.3				7.400	3.2		10.600
26.	#73	VIEIRA	Manuel	2010	 CGE		7.1	7.5				7.300	3.2		10.500
27.	#66	BORGES	Paulo	2009	 CGTN		6.7	7.5				7.100	3.2		10.300

					Coach		E1	E2	E3	E4	E5	E	D	Pen	Total
28.	#53	FELIZ	Bartolomeu	2009	  GCP		7.3	7.7				7.500	2.4		9.900
29.	#63	SHYICHUK	Oleksandre	2009	  CGF		6.0	5.9				5.950	3.6		9.550
30.	#76	FELÍCIO	Vasco	2010	  CNA		5.8	6.4				6.100	3.2		9.300
31.	#56	LOPES	Afonso	2009	  GCP										0



					Coach		E1	E2	E3	E4	E5	E	D	Pen	Total
1.	#44	POLÓNIA	Mateus	2008	 GCM		9.4	9.3				9.350	3.6		12.950
2.	#46	RODRIGUES	Diogo	2008	 GCM		9.2	9.4				9.300	3.6		12.900
3.	#92	OLIVEIRA	Miguel	2010	 SpCP		9.4	9.5				9.450	2.8		12.250
4.	#67	FERREIRA	Tomás	2010	 CDN		9.3	9.3				9.300	2.8		12.100
5.	#61	OLIVEIRA	Duarte	2008	 CGF		9.0	8.8				8.900	3.2		12.100
6.	#81	MARTINS	Guilherme	2008	 CA4		9.2	9.3				9.250	2.8		12.050
7.	#90	VIEIRA	Vicente	2010	 SpCP		9.1	9.2				9.150	2.8		11.950
8.	#82	ESTEVES	João	2009	 CARTI		9.5	9.5				9.500	2.4		11.900
9.	#52	BELÉM	João	2010	 GCP		8.7	8.6				8.650	3.2		11.850
10.	#63	SHYICHUK *	Oleksandre	2009	 CGF		8.9	9.1				9.000	2.8		11.800
11.	#53	FELIZ	Bartolomeu	2009	 GCP		8.8	9.1				8.950	2.8		11.750
11.	#91	GONÇALVES	Francisco	2008	 SpCP		9.0	8.9				8.950	2.8		11.750
13.	#60	NETO	David	2008	 CGF		8.6	8.4				8.500	3.2		11.700

					Coach		E1	E2	E3	E4	E5	E	D	Pen	Total
14.	#55	LOUREIRO	Francisco	2010	 GCP		8.6	8.3				8.450	3.2		11.650
15.	#57	RODRIGUES	Francisco	2010	 CGG		8.9	8.7				8.800	2.8		11.600
15.	#59	OLIVEIRA	Francisco	2010	 CGF		8.9	8.7				8.800	2.8		11.600
17.	#54	MORGADO	Francisco	2010	 GCP		9.2	9.1				9.150	2.4		11.550
18.	#89	BARYBINE	Marc	2010	 LGC		8.6	8.8				8.700	2.8		11.500
19.	#73	VIEIRA	Manuel	2010	 CGE		9.4	9.5				9.450	2.0		11.450
20.	#58	VILARINHO	Matias	2008	 CGG		8.7	8.6				8.650	2.8		11.450
21.	#66	BORGES	Paulo	2009	 CGTN		9.1	8.9				9.000	2.4		11.400
22.	#74	GANHÃO	Francisco	2008	 CNA		8.6	8.5				8.550	2.8		11.350
23.	#62	FILIFE	Santiago	2009	 CGF		8.5	8.5				8.500	2.8		11.300
24.	#88	PINHEIRO	Rodrigo	2009	 LGC		8.2	7.9				8.050	3.2		11.250
25.	#84	MARCOLINO	Francisco	2010	 CARTI		9.5	9.7				9.600	1.6		11.200
26.	#83	MENDONÇA	Henrique	2009	 CARTI		9.2	9.5				9.350	1.6		10.950
		*													
26.	#85	MARCOLINO	Guilherme	2010	 CARTI		9.3	9.4				9.350	1.6		10.950





				Coach		E1	E2	E3	E4	E5	E	D	Pen	Total
28.	#75	DIAS	Miguel	2009	 	8.7	8.3				8.500	2.4		10.900
					CNA									
29.	#76	FELÍCIO	Vasco	2010	 	9.3	9.1				9.200	1.6		10.800
					CNA									
30.	#87	GOMES	Pedro	2009	 	7.6	7.4				7.500	3.2		10.700
					LGC									
31.	#56	LOPES	Afonso	2009	 									—
					GCP									





























				Coach		E1	E2	E3	E4	E5	E	D	Pen	Total	Total
1.	#60	NETO	David	2008	 	9.6	9.5				9.550	4.4		13.950	13.950
					CGF										
2.	#61	OLIVEIRA	Duarte	2008	 	9.4	9.5				9.450	4.4		13.850	13.850
					CGF										
3.	#81	MARTINS	Guilherme	2008	 	9.6	9.5				9.550	4.0		13.550	13.550
					CA4										
4.	#53	FELIZ	Bartolomeu	2009	 	9.6	9.4				9.500	4.0		13.500	13.500
					GCP										
5.	#44	POLÓNIA	Mateus	2008	 	9.5	9.4				9.450	4.0		13.450	13.450
					GCM										
5.	#90	VIEIRA	Vicente	2010	 	9.5	9.4				9.450	4.0		13.450	13.450
					SpCP										
7.	#59	OLIVEIRA	Francisco	2010	 	9.4	9.4				9.400	4.0		13.400	13.400
					CGF										
8.	#74	GANHÃO	Francisco	2008	 	9.4	9.2				9.300	4.0		13.300	13.300
					CNA										
9.	#54	MORGADO	Francisco	2010	 	9.6	9.6				9.600	3.6		13.200	13.200
					GCP										
9.	#57	RODRIGUES	Francisco	2010	 	9.6	9.6				9.600	3.6		13.200	13.200
					CGG										
11.	#46	RODRIGUES	Diogo	2008	 	8.8	8.8				8.800	4.4		13.200	13.200
					GCM										
12.	#92	OLIVEIRA	Miguel	2010	 	9.2	9.1				9.150	4.0		13.150	13.150
					SpCP										
13.	#58	VILARINHO	Matias	2008	 	9.4	9.4				9.400	3.6		13.000	13.000
					CGG										
14.	#87	GOMES	Pedro	2009	 	9.3	9.3				9.300	3.6		12.900	12.900
					LGC										

					Coach		E1	E2	E3	E4	E5	E	D	Pen	Total	Total
14.	#89	BARYBINE	Marc	2010	 LGC		9.3	9.3				9.300	3.6		12.900	12.900
16.	#52	BELÉM	João	2010	 GCP		9.2	9.3				9.250	3.6		12.850	12.850
17.	#91	GONÇALVES	Francisco	2008	 SpCP		8.8	8.9				8.850	4.0		12.850	12.850
18.	#75	DIAS	Miguel	2009	 CNA		9.2	9.2				9.200	3.6		12.800	12.800
18.	#82	ESTEVES	João	2009	 CARTI		9.3	9.1				9.200	3.6		12.800	12.800
20.	#55	LOUREIRO	Francisco	2010	 GCP		9.1	9.2				9.150	3.6		12.750	12.750
21.	#88	PINHEIRO	Rodrigo	2009	 LGC		9.1	9.1				9.100	3.6		12.700	12.700
22.	#67	FERREIRA	Tomás	2010	 CDN		8.8	8.9				8.850	3.6		12.450	12.450
23.	#83	MENDONÇA	Henrique	2009	 CARTI		9.3	9.4				9.350	2.8		12.150	12.150
		*														
24.	#84	MARCOLINO	Francisco	2010	 CARTI		9.7	9.7				9.700	2.4		12.100	12.100
25.	#63	SHYICHUK *	Oleksandre	2009	 CGF		9.2	9.2				9.200	2.8		12.000	12.000
26.	#66	BORGES	Paulo	2009	 CGTN		8.2	8.4				8.300	3.6		11.900	11.900
27.	#85	MARCOLINO	Guilherme	2010	 CARTI		9.3	9.3				9.300	2.4		11.700	11.700
28.	#73	VIEIRA	Manuel	2010	 CGE		8.1	8.1				8.100	3.6		11.700	11.700
29.	#62	FILIPE	Santiago	2009	 CGF		7.8	8.0				7.900	3.6		11.500	11.500



					Coach		E1	E2	E3	E4	E5	E	D	Pen	Total	Total
30.	#76	FELÍCIO	Vasco	2010	 		9.4	9.5				9.450	2.0		11.450	11.450
					CNA											
31.	#56	LOPES	Afonso	2009	 											-
					GCP											



















































					Coach		E1	E2	E3	E4	E5	E	D	Pen	Total
1.	#44	POLÓNIA	Mateus	2008	 GCM		9.3	9.2				9.250	3.6		12.850
1.	#46	RODRIGUES	Diogo	2008	 GCM		9.2	9.3				9.250	3.6		12.850
3.	#54	MORGADO	Francisco	2010	 GCP		9.0	9.2				9.100	3.2		12.300
4.	#52	BELÉM	João	2010	 GCP		9.0	8.9				8.950	3.2		12.150
5.	#61	OLIVEIRA	Duarte	2008	 CGF		8.9	8.9				8.900	3.2		12.100
6.	#87	GOMES	Pedro	2009	 LGC		8.9	8.7				8.800	3.2		12.000
7.	#53	FELIZ	Bartolomeu	2009	 GCP		8.6	8.8				8.700	3.2		11.900
8.	#58	VILARINHO	Matias	2008	 CGG		8.8	8.5				8.650	3.2		11.850
9.	#59	OLIVEIRA	Francisco	2010	 CGF		8.8	8.4				8.600	3.2		11.800
9.	#60	NETO	David	2008	 CGF		8.8	8.4				8.600	3.2		11.800
9.	#83	MENDONÇA	Henrique	2009	 * CARTI		8.5	8.7				8.600	3.2		11.800
12.	#55	LOUREIRO	Francisco	2010	 GCP		8.4	8.7				8.550	3.2		11.750
13.	#67	FERREIRA	Tomás	2010	 CDN		8.9	9.0				8.950	2.7		11.650

					Coach		E1	E2	E3	E4	E5	E	D	Pen	Total
14.	#90	VIEIRA	Vicente	2010	  SpCP		8.7	8.9				8.800	2.8		11.600
15.	#63	SHYICHUK *	Oleksandre	2009	  CGF		8.5	8.1				8.300	3.2		11.500
16.	#73	VIEIRA	Manuel	2010	  CGE		8.9	9.2				9.050	2.4		11.450
17.	#89	BARYBINE	Marc	2010	  LGC		8.4	8.1				8.250	3.2		11.450
18.	#91	GONÇALVES	Francisco	2008	  SpCP		8.3	8.1				8.200	3.2		11.400
19.	#57	RODRIGUES	Francisco	2010	  CGG		7.5	7.5				7.500	3.8		11.300
20.	#82	ESTEVES	João	2009	  CARTI		8.4	8.5				8.450	2.8		11.250
21.	#62	FILIPE	Santiago	2009	  CGF		8.2	7.9				8.050	3.2		11.250
22.	#92	OLIVEIRA	Miguel	2010	  SpCP		8.6	8.6				8.600	2.4		11.000
23.	#81	MARTINS	Guilherme	2008	  CA4		8.6	8.5				8.550	2.4		10.950
24.	#75	DIAS	Miguel	2009	  CNA		7.7	7.7				7.700	3.2		10.900
25.	#84	MARCOLINO	Francisco	2010	  CARTI		8.7	8.8				8.750	2.0		10.750
26.	#88	PINHEIRO	Rodrigo	2009	  LGC		8.2	8.1				8.150	2.5		10.650
27.	#74	GANHÃO	Francisco	2008	  CNA		7.9	7.8				7.850	2.8		10.650

				Coach		E1	E2	E3	E4	E5	E	D	Pen	Total
28.	#85	MARCOLINO	Guilherme	2010	 	8.6	8.5				8.550	2.0		10.550
					CARTI									
29.	#66	BORGES	Paulo	2009	 	7.5	7.2				7.350	3.2		10.550
					CGTN									
30.	#76	FELÍCIO	Vasco	2010	 	8.6	8.5				8.550	1.8		10.350
					CNA									
31.	#56	LOPES	Afonso	2009	 									—
					GCP									













					Coach		E1	E2	E3	E4	E5	E	D	Pen	Total
1.	#44	POLÓNIA	Mateus	2008	 GCM		9.3	9.4				9.350	3.6		12.950
2.	#46	RODRIGUES	Diogo	2008	 GCM		8.9	9.0				8.950	3.6		12.550
3.	#82	ESTEVES	João	2009	 CARTI		9.2	9.4				9.300	3.2		12.500
4.	#87	GOMES	Pedro	2009	 LGC		9.1	9.2				9.150	3.2		12.350
5.	#58	VILARINHO	Matias	2008	 CGG		8.8	8.7				8.750	3.6		12.350
6.	#57	RODRIGUES	Francisco	2010	 CGG		8.4	8.5				8.450	3.6		12.050
7.	#52	BELÉM	João	2010	 GCP		8.7	8.7				8.700	3.2		11.900
7.	#92	OLIVEIRA	Miguel	2010	 SpCP		8.8	8.6				8.700	3.2		11.900
9.	#55	LOUREIRO	Francisco	2010	 GCP		8.8	8.5				8.650	3.2		11.850
9.	#88	PINHEIRO	Rodrigo	2009	 LGC		8.6	8.7				8.650	3.2		11.850
11.	#89	BARYBINE	Marc	2010	 LGC		8.5	8.5				8.500	3.2		11.700
12.	#60	NETO	David	2008	 CGF		8.3	8.2				8.250	3.2		11.450
13.	#54	MORGADO	Francisco	2010	 GCP		8.3	8.0				8.150	3.2		11.350

					Coach		E1	E2	E3	E4	E5	E	D	Pen	Total
14.	#59	OLIVEIRA	Francisco	2010	  CGF	8.1	8.0					8.050	3.2		11.250
15.	#61	OLIVEIRA	Duarte	2008	  CGF	8.0	7.8					7.900	3.2		11.100
16.	#84	MARCOLINO	Francisco	2010	  CARTI	9.5	9.4					9.450	1.6		11.050
17.	#83	MENDONÇA	Henrique	2009	  CARTI	9.4	9.4					9.400	1.6		11.000
	*														
18.	#53	FELIZ	Bartolomeu	2009	  GCP	7.9	7.7					7.800	3.2		11.000
18.	#90	VIEIRA	Vicente	2010	  SpCP	8.0	7.6					7.800	3.2		11.000
20.	#81	MARTINS	Guilherme	2008	  CA4	9.3	9.4					9.350	1.6		10.950
21.	#85	MARCOLINO	Guilherme	2010	  CARTI	9.3	9.3					9.300	1.6		10.900
22.	#67	FERREIRA	Tomás	2010	  CDN	8.7	8.8					8.750	2.0		10.750
23.	#91	GONÇALVES	Francisco	2008	  SpCP	9.1	9.1					9.100	1.6		10.700
24.	#73	VIEIRA	Manuel	2010	  CGE	9.2	9.2					9.200	1.4		10.600
25.	#62	FILIPE	Santiago	2009	  CGF	9.0	8.8					8.900	1.6		10.500
26.	#74	GANHÃO	Francisco	2008	  CNA	7.2	7.2					7.200	3.2		10.400
27.	#63	SHYICHUK *	Oleksandre	2009	  CGF	7.2	6.8					7.000	3.2		10.200

				Coach		E1	E2	E3	E4	E5	E	D	Pen	Total
28.	#75	DIAS	Miguel	2009	 	7.1	6.8				6.950	3.2		10.150
					CNA									
29.	#76	FELÍCIO	Vasco	2010	 	9.0	9.0				9.000	1.0		10.000
					CNA									
30.	#66	BORGES	Paulo	2009	 	7.7	7.6				7.650	2.0		9.650
					CGTN									
31.	#56	LOPES	Afonso	2009	 									0
					GCP									




	Coach							Team Score
1.	 GCP	35.350	35.750	35.250	39.550	36.350	35.100	
T9								217.350
#54	MORGADO Francisco 2010	11.500	12.400	11.550	13.200	12.300	11.350	
#55	LOUREIRO Francisco 2010	11.800	12.300	11.650	12.750	11.750	11.850	
#52	BELÉM João 2010	12.050	11.050	11.850	12.850	12.150	11.900	
#53	FELIZ Bartolomeu 2009	11.450	9.900	11.750	13.500	11.900	11.000	
#56	LOPES Afonso 2009	–	0	–	–	0		
2.	 CGF	33.900	33.750	35.600	41.200	35.700	33.800	
T10								213.950
#61	OLIVEIRA Duarte 2008	11.050	11.550	12.100	13.850	12.100	11.100	
#60	NETO David 2008	10.950	11.400	11.700	13.950	11.800	11.450	
#59	OLIVEIRA Francisco 2010	10.500	10.800	11.600	13.400	11.800	11.250	
#62	FILIPE Santiago 2009	11.500	10.650	11.300	11.500	11.250	10.500	
#63	SHYICHUK * Oleksandre 2009	11.350	9.550	11.800	12.000	11.500	10.200	
3.	 SpCP	35.400	34.000	35.950	39.450	34.000	33.600	
T14								212.400
#92	OLIVEIRA Miguel 2010	11.750	12.500	12.250	13.150	11.000	11.900	
#90	VIEIRA Vicente 2010	12.000	10.850	11.950	13.450	11.600	11.000	
#91	GONÇALVES Francisco 2008	11.650	10.650	11.750	12.850	11.400	10.700	
4.	 LGC	33.100	34.950	33.450	38.500	34.100	35.900	
T13								210.000
#89	BARYBINE Marc 2010	11.300	12.200	11.500	12.900	11.450	11.700	
#87	GOMES Pedro 2009	10.800	12.050	10.700	12.900	12.000	12.350	
#88	PINHEIRO Rodrigo 2009	11.000	10.700	11.250	12.700	10.650	11.850	

	Coach							Team Score
5.	 CARTI	34.200	33.750	34.050	37.050	33.800	34.550	
T12								207.400
#82	ESTEVES João 2009	11.300	12.300	11.900	12.800	11.250	12.500	
#83	MENDONÇA Henrique 2009	11.600	10.750	10.950	12.150	11.800	11.000	
	*							
#84	MARCOLINO Francisco 2010	11.300	10.700	11.200	12.100	10.750	11.050	
#85	MARCOLINO Guilherme 2010	10.750	10.600	10.950	11.700	10.550	10.900	
6.	 CNA	32.850	30.900	33.050	37.550	31.900	30.550	
T11								196.800
#74	GANHÃO Francisco 2008	11.250	10.600	11.350	13.300	10.650	10.400	
#75	DIAS Miguel 2009	11.300	11.000	10.900	12.800	10.900	10.150	
#76	FELÍCIO Vasco 2010	10.300	9.300	10.800	11.450	10.350	10.000	

Group 2

1.	#11	ROCHA	Tiago	2006	–		GCP
2.	#12	MARQUES	André	2007	–		GCP
3.	#13	DIAS	Francisco	2007	–		GCP

Group 3

1.	#19	RIBEIRO *	Tomás	2006	–		CGA
----	-----	-----------	-------	------	---	---	-----






Group 4

1.	#25	ROCHA	Rodrigo	2006	–		CBP
----	-----	-------	---------	------	---	---	-----

Group 5

1.	#27	SOUSA	João	2005	–		CDN
2.	T6 #28	SANTIAGO	Simão	2007	–		CNA
3.	T6 #29	BATISTA	João	2007	–		CNA
4.	T6 #30	VASCO	Tiago	2006	–		CNA
5.	T6 #31	PEREIRA	Miguel	2005	–		CNA









































Group 6




































1.	T7 #33	MARTINS	Tomás	2005	–		GCM
2.	T7 #34	LAMEIRA	David	2007	–		GCM
3.	T7 #35	AMARAL	Dário	2006	–		GCM
4.	T7 #36	GRAÇA	Miguel	2006	–		GCM
5.	#37	MEGDA	Arthur	2007	–		CGG

Group 7




































1.	#41	INÁCIO	Afonso	2007	–		CGTN
2.	#42	FERNANDES	Gustavo	2005	–		CARTI
3.	#43	OLIVEIRA	João	2005	–		CARTI

























* ginasta estrangeiro

				Coach		E1	E2	E3	E4	E5	E	D	Pen	Total	Total
1.	#27	SOUSA	João	2005			8.4	8.6			8.500	4.9		13.400	77.750
							8.4	8.2			8.300	3.6	11.900		
							8.5	8.2			8.350	4.8	13.150		
							9.6	9.7			9.650	4.0	13.650		
							8.6	8.4			8.500	4.8	13.300		
							8.4	8.3			8.350	4.0	12.350		
															
2.	#35	AMARAL	Dário	2006			9.1	8.9			9.000	2.8		11.800	74.050
							9.1	8.9			9.000	3.6	12.600		
							9.4	9.4			9.400	3.6	13.000		
							9.0	8.9			8.950	3.6	12.550		
							9.1	9.0			9.050	3.2	12.250		
							8.6	8.7			8.650	3.2	11.850		
															
3.	#19	RIBEIRO *	Tomás	2006			8.1	7.8			7.950	4.1		12.050	73.500
							6.1	6.0			6.050	4.4	10.450		
							9.0	8.9			8.950	4.0	12.950		
							9.3	9.1			9.200	4.4	13.600		
							7.9	7.5			7.700	4.4	12.100		
							8.7	8.8			8.750	3.6	12.350		
															
4.	#34	LAMEIRA	David	2007			8.5	8.5			8.500	2.7		11.200	73.500
							8.6	8.8			8.700	3.6	12.300		
							9.1	8.9			9.000	3.6	12.600		
							9.2	9.1			9.150	3.6	12.750		
							9.0	9.1			9.050	3.6	12.650		
							8.8	8.8			8.800	3.2	12.000		
															
5.	#25	ROCHA	Rodrigo	2006			8.0	7.8			7.900	4.3		12.200	73.000
							8.8	9.2			9.000	3.2	12.200		
							9.2	9.3			9.250	2.8	12.050		
							9.2	9.4			9.300	4.4	13.700		
							7.5	7.7			7.600	2.8	10.400		
							8.8	8.9			8.850	3.6	12.450		
															

























				Coach		E1	E2	E3	E4	E5	E	D	Pen	Total	Total
6.	#29	BATISTA	João	2007	 CNA	 8.4	8.0				8.200	2.7		10.900	72.050
						 8.4	8.5				8.450	3.2		11.650	
						 9.2	9.3				9.250	2.4		11.650	
						 9.4	9.4				9.400	4.4		13.800	
						 7.6	7.3				7.450	4.6		12.050	
						 8.5	8.3				8.400	3.6		12.000	
7.	#42	FERNANDES	Gustavo	2005	 CARTI	 7.8	7.6				7.700	4.8		12.500	71.550
						 8.9	8.9				8.900	2.0		10.900	
						 9.3	9.6				9.450	2.4		11.850	
						 9.2	9.2				9.200	3.6		12.800	
						 8.7	8.7				8.700	2.8		11.500	
						 8.3	8.5				8.400	3.6		12.000	
8.	#31	PEREIRA	Miguel	2005	 CNA	 7.5	7.8				7.650	3.9		11.550	71.500
						 7.8	7.4				7.600	3.2		10.800	
						 9.0	9.3				9.150	2.8		11.950	
						 8.9	8.8				8.850	4.4	-0.1	13.150	
						 7.2	7.6				7.400	4.6		12.000	
						 8.4	8.5				8.450	3.6		12.050	
9.	#36	GRAÇA	Miguel	2006	 GCM	 8.0	8.1				8.050	2.7		10.750	71.050
						 8.8	8.6				8.700	2.8		11.500	
						 9.0	8.7				8.850	3.6		12.450	
						 9.6	9.6				9.600	2.8		12.400	
						 9.1	9.1				9.100	3.6		12.700	
						 8.2	7.9				8.050	3.2		11.250	
10.	#41	INÁCIO	Afonso	2007	 CGTN	 8.3	8.3				8.300	2.7		11.000	70.650
						 6.8	7.2				7.000	2.8		9.800	
						 8.1	7.7				7.900	3.6		11.500	
						 9.6	9.4				9.500	4.4		13.900	
						 8.8	8.8				8.800	3.6		12.400	
						 8.8	8.9				8.850	3.2		12.050	



				Coach		E1	E2	E3	E4	E5	E	D	Pen	Total	Total	
11.	#37	MEGDA	Arthur	2007	 GUMAGYM		9.1	9.1			9.100	2.8		11.900	70.250	
					CGG		7.0	7.2			7.100	3.6		10.700		
							8.8	9.0			8.900	3.6	-0.6	11.900		
							9.0	8.9			8.950	4.4	-0.1	13.250		
							8.0	8.1			8.050	4.1		12.150		
							6.2	6.5			6.350	4.0		10.350		
12.	#43	OLIVEIRA	João	2005	 CARTI		8.5	8.3			8.400	2.8		11.200	68.550	
							8.7	8.9			8.800	1.6		10.400		
							9.0	8.8			8.900	2.4		11.300		
							9.1	9.1			9.100	3.6		12.700		
							8.7	8.4			8.550	3.2		11.750		
							8.2	7.8			8.000	3.2		11.200		
13.	#12	MARQUES	André	2007	 GCP		8.3	8.1			8.200	2.8		11.000	67.350	
							8.4	8.2			8.300	3.2		11.500		
							8.4	8.4			8.400	2.8		11.200		
							7.4	7.4			7.400	3.6		11.000		
							8.5	8.3			8.400	3.2		11.600		
							8.0	7.7			7.850	3.2		11.050		
14.	#28	SANTIAGO	Simão	2007	 CNA		8.0	8.0			8.000	2.8		10.800	65.300	
							7.6	7.8			7.700	3.2		10.900		
							7.9	8.0			7.950	2.4		10.350		
							8.9	9.1			9.000	3.6		12.600		
							7.8	7.5			7.650	2.8		10.450		
							8.2	8.2			8.200	2.0		10.200		
15.	#33	MARTINS	Tomás	2005	 GCM		8.3	8.3			8.300	3.7		12.000	64.600	
																
							9.3	9.1			9.200	4.0		13.200		
							9.2	9.2			9.200	4.4		13.600		
							8.4	8.4			8.400	4.8		13.200		
							8.9	9.1			9.000	3.6		12.600		





































					Coach		E1	E2	E3	E4	E5	E	D	Pen	Total	Total
16. #30	VASCO	Tiago	2006	 		8.6	8.7					8.650	1.6		10.250	63.950
						6.8	7.2				7.000	3.2		10.200		
						7.4	7.2				7.300	2.4		9.700		
						8.6	8.7				8.650	4.0		12.650		
						7.7	8.0				7.850	2.8		10.650		
						8.6	8.4				8.500	2.0		10.500		
17. #13	DIAS	Francisco	2007	 											—	12.250
														—		
														—		
														—		
														—		
						8.5	8.8				8.650	3.6		12.250		
18. #11	ROCHA	Tiago	2006	 											—	—
														—		
														—		
														—		
														—		
														—		















					Coach		E1	E2	E3	E4	E5	E	D	Pen	Total
1.	#27	SOUSA	João	2005	 CDN		8.4	8.6				8.500	4.9		13.400
2.	#42	FERNANDES	Gustavo	2005	 CARTI		7.8	7.6				7.700	4.8		12.500
3.	#25	ROCHA	Rodrigo	2006	 CBP		8.0	7.8				7.900	4.3		12.200
4.	#19	RIBEIRO *	Tomás	2006	 CGA		8.1	7.8				7.950	4.1		12.050
5.	#33	MARTINS	Tomás	2005	 GCM		8.3	8.3				8.300	3.7		12.000
6.	#37	MEGDA	Arthur	2007	 CGG		9.1	9.1				9.100	2.8		11.900
7.	#35	AMARAL	Dário	2006	 GCM		9.1	8.9				9.000	2.8		11.800
8.	#31	PEREIRA	Miguel	2005	 CNA		7.5	7.8				7.650	3.9		11.550
9.	#34	LAMEIRA	David	2007	 GCM		8.5	8.5				8.500	2.7		11.200
10.	#43	OLIVEIRA	João	2005	 CARTI		8.5	8.3				8.400	2.8		11.200
11.	#41	INÁCIO	Afonso	2007	 CGTN		8.3	8.3				8.300	2.7		11.000
12.	#12	MARQUES	André	2007	 GCP		8.3	8.1				8.200	2.8		11.000

























					Coach		E1	E2	E3	E4	E5	E	D	Pen	Total
13.	#29	BATISTA	João	2007	 CNA		8.4	8.0				8.200	2.7		10.900
14.	#28	SANTIAGO	Simão	2007	 CNA		8.0	8.0				8.000	2.8		10.800
15.	#36	GRAÇA	Miguel	2006	 GCM		8.0	8.1				8.050	2.7		10.750
16.	#30	VASCO	Tiago	2006	 CNA		8.6	8.7				8.650	1.6		10.250
17.	#11	ROCHA	Tiago	2006	 GCP										—
17.	#13	DIAS	Francisco	2007	 GCP										—















					Coach		E1	E2	E3	E4	E5	E	D	Pen	Total
1.	#35	AMARAL	Dário	2006	 		9.1	8.9				9.000	3.6		12.600
					GCM										
2.	#34	LAMEIRA	David	2007	 		8.6	8.8				8.700	3.6		12.300
					GCM										
3.	#25	ROCHA	Rodrigo	2006	 		8.8	9.2				9.000	3.2		12.200
					CBP										
4.	#27	SOUSA	João	2005	 		8.4	8.2				8.300	3.6		11.900
					CDN										
5.	#29	BATISTA	João	2007	 		8.4	8.5				8.450	3.2		11.650
					CNA										
6.	#36	GRAÇA	Miguel	2006	 		8.8	8.6				8.700	2.8		11.500
					GCM										
7.	#12	MARQUES	André	2007	 		8.4	8.2				8.300	3.2		11.500
					GCP										
8.	#42	FERNANDES	Gustavo	2005	 		8.9	8.9				8.900	2.0		10.900
					CARTI										
9.	#28	SANTIAGO	Simão	2007	 		7.6	7.8				7.700	3.2		10.900
					CNA										
10.	#31	PEREIRA	Miguel	2005	 		7.8	7.4				7.600	3.2		10.800
					CNA										
11.	#37	MEGDA	Arthur	2007	 		7.0	7.2				7.100	3.6		10.700
					CGG										
12.	#19	RIBEIRO *	Tomás	2006	 		6.1	6.0				6.050	4.4		10.450
					CGA										





























					Coach		E1	E2	E3	E4	E5	E	D	Pen	Total
13.	#43	OLIVEIRA	João	2005	 CARTI		8.7	8.9				8.800	1.6		10.400
14.	#30	VASCO	Tiago	2006	 CNA		6.8	7.2				7.000	3.2		10.200
15.	#41	INÁCIO	Afonso	2007	 CGTN		6.8	7.2				7.000	2.8		9.800
16.	#11	ROCHA	Tiago	2006	 GCP										—
16.	#13	DIAS	Francisco	2007	 GCP										—
16.	#33	MARTINS	Tomás	2005	 GCM										—











					Coach		E1	E2	E3	E4	E5	E	D	Pen	Total
1.	#33	MARTINS	Tomás	2005			9.3	9.1				9.200	4.0		13.200
					GCM										
2.	#27	SOUSA	João	2005			8.5	8.2				8.350	4.8		13.150
					CDN										
3.	#35	AMARAL	Dário	2006			9.4	9.4				9.400	3.6		13.000
					GCM										
4.	#19	RIBEIRO *	Tomás	2006			9.0	8.9				8.950	4.0		12.950
					CGA										
5.	#34	LAMEIRA	David	2007			9.1	8.9				9.000	3.6		12.600
					GCM										
6.	#36	GRAÇA	Miguel	2006			9.0	8.7				8.850	3.6		12.450
					GCM										
7.	#25	ROCHA	Rodrigo	2006			9.2	9.3				9.250	2.8		12.050
					CBP										
8.	#31	PEREIRA	Miguel	2005			9.0	9.3				9.150	2.8		11.950
					CNA										
9.	#37	MEGDA	Arthur	2007			8.8	9.0				8.900	3.6	-0.6	11.900
					CGG										
10.	#42	FERNANDES	Gustavo	2005			9.3	9.6				9.450	2.4		11.850
					CARTI										
11.	#29	BATISTA	João	2007			9.2	9.3				9.250	2.4		11.650
					CNA										
12.	#41	INÁCIO	Afonso	2007			8.1	7.7				7.900	3.6		11.500
					CGTN										

























					Coach		E1	E2	E3	E4	E5	E	D	Pen	Total
13.	#43	OLIVEIRA	João	2005	 		9.0	8.8				8.900	2.4		11.300
					CARTI										
14.	#12	MARQUES	André	2007	 		8.4	8.4				8.400	2.8		11.200
					GCP										
15.	#28	SANTIAGO	Simão	2007	 		7.9	8.0				7.950	2.4		10.350
					CNA										
16.	#30	VASCO	Tiago	2006	 		7.4	7.2				7.300	2.4		9.700
					CNA										
17.	#11	ROCHA	Tiago	2006	 										—
					GCP										
17.	#13	DIAS	Francisco	2007	 										—
					GCP										



				Coach		E1	E2	E3	E4	E5	E	D	Pen	Total	Total
1.	#41	INÁCIO	Afonso	2007	 	9.6	9.4				9.500	4.4		13.900	13.900
					CGTN										
2.	#29	BATISTA	João	2007	 	9.4	9.4				9.400	4.4		13.800	13.800
					CNA										
3.	#25	ROCHA	Rodrigo	2006	 	9.2	9.4				9.300	4.4		13.700	13.700
					CBP										
4.	#27	SOUSA	João	2005	 	9.6	9.7				9.650	4.0		13.650	13.650
					CDN										
5.	#19	RIBEIRO *	Tomás	2006	 	9.3	9.1				9.200	4.4		13.600	13.600
					CGA										
5.	#33	MARTINS	Tomás	2005	 	9.2	9.2				9.200	4.4		13.600	13.600
					GCM										
7.	#37	MEGDA	Arthur	2007	 	9.0	8.9				8.950	4.4	-0.1	13.250	13.250
					CGG										
8.	#31	PEREIRA	Miguel	2005	 	8.9	8.8				8.850	4.4	-0.1	13.150	13.150
					CNA										
9.	#42	FERNANDES	Gustavo	2005	 	9.2	9.2				9.200	3.6		12.800	12.800
					CARTI										
10.	#34	LAMEIRA	David	2007	 	9.2	9.1				9.150	3.6		12.750	12.750
					GCM										
11.	#43	OLIVEIRA	João	2005	 	9.1	9.1				9.100	3.6		12.700	12.700
					CARTI										
12.	#30	VASCO	Tiago	2006	 	8.6	8.7				8.650	4.0		12.650	12.650
					CNA										
13.	#28	SANTIAGO	Simão	2007	 	8.9	9.1				9.000	3.6		12.600	12.600
					CNA										
14.	#35	AMARAL	Dário	2006	 	9.0	8.9				8.950	3.6		12.550	12.550
					GCM										

























					Coach		E1	E2	E3	E4	E5	E	D	Pen	Total	Total
15.	#36	GRAÇA	Miguel	2006	 	9.6	9.6					9.600	2.8		12.400	12.400
					GCM											
16.	#12	MARQUES	André	2007	 	7.4	7.4					7.400	3.6		11.000	11.000
					GCP											
17.	#11	ROCHA	Tiago	2006	 										–	
					GCP											
17.	#13	DIAS	Francisco	2007	 										–	
					GCP											















					Coach		E1	E2	E3	E4	E5	E	D	Pen	Total
1.	#27	SOUSA	João	2005	 CDN		8.6	8.4				8.500	4.8		13.300
2.	#33	MARTINS	Tomás	2005	 GCM		8.4	8.4				8.400	4.8		13.200
3.	#36	GRAÇA	Miguel	2006	 GCM		9.1	9.1				9.100	3.6		12.700
4.	#34	LAMEIRA	David	2007	 GCM		9.0	9.1				9.050	3.6		12.650
5.	#41	INÁCIO	Afonso	2007	 CGTN		8.8	8.8				8.800	3.6		12.400
6.	#35	AMARAL	Dário	2006	 GCM		9.1	9.0				9.050	3.2		12.250
7.	#37	MEGDA	Arthur	2007	 CGG		8.0	8.1				8.050	4.1		12.150
8.	#19	RIBEIRO *	Tomás	2006	 CGA		7.9	7.5				7.700	4.4		12.100
9.	#29	BATISTA	João	2007	 CNA		7.6	7.3				7.450	4.6		12.050
10.	#31	PEREIRA	Miguel	2005	 CNA		7.2	7.6				7.400	4.6		12.000
11.	#43	OLIVEIRA	João	2005	 CARTI		8.7	8.4				8.550	3.2		11.750
12.	#12	MARQUES	André	2007	 GCP		8.5	8.3				8.400	3.2		11.600

					Coach		E1	E2	E3	E4	E5	E	D	Pen	Total
13.	#42	FERNANDES	Gustavo	2005	 CARTI		8.7	8.7				8.700	2.8		11.500
14.	#30	VASCO	Tiago	2006	 CNA		7.7	8.0				7.850	2.8		10.650
15.	#28	SANTIAGO	Simão	2007	 CNA		7.8	7.5				7.650	2.8		10.450
16.	#25	ROCHA	Rodrigo	2006	 CBP		7.5	7.7				7.600	2.8		10.400
17.	#11	ROCHA	Tiago	2006	 GCP										—
17.	#13	DIAS	Francisco	2007	 GCP										—



					Coach		E1	E2	E3	E4	E5	E	D	Pen	Total
1.	#33	MARTINS	Tomás	2005	 GCM		8.9	9.1				9.000	3.6		12.600
2.	#25	ROCHA	Rodrigo	2006	 CBP		8.8	8.9				8.850	3.6		12.450
3.	#19	RIBEIRO *	Tomás	2006	 CGA		8.7	8.8				8.750	3.6		12.350
4.	#27	SOUSA	João	2005	 CDN		8.4	8.3				8.350	4.0		12.350
5.	#13	DIAS	Francisco	2007	 GCP		8.5	8.8				8.650	3.6		12.250
6.	#41	INÁCIO	Afonso	2007	 CGTN		8.8	8.9				8.850	3.2		12.050
7.	#31	PEREIRA	Miguel	2005	 CNA		8.4	8.5				8.450	3.6		12.050
8.	#34	LAMEIRA	David	2007	 GCM		8.8	8.8				8.800	3.2		12.000
9.	#29	BATISTA	João	2007	 CNA		8.5	8.3				8.400	3.6		12.000
9.	#42	FERNANDES	Gustavo	2005	 CARTI		8.3	8.5				8.400	3.6		12.000
11.	#35	AMARAL	Dário	2006	 GCM		8.6	8.7				8.650	3.2		11.850
12.	#36	GRAÇA	Miguel	2006	 GCM		8.2	7.9				8.050	3.2		11.250



					Coach		E1	E2	E3	E4	E5	E	D	Pen	Total
13.	#43	OLIVEIRA	João	2005	 CARTI		8.2	7.8				8.000	3.2		11.200
14.	#12	MARQUES	André	2007	 GCP		8.0	7.7				7.850	3.2		11.050
15.	#30	VASCO	Tiago	2006	 CNA		8.6	8.4				8.500	2.0		10.500
16.	#37	MEGDA	Arthur	2007	 CGG		6.2	6.5				6.350	4.0		10.350
17.	#28	SANTIAGO	Simão	2007	 CNA		8.2	8.2				8.200	2.0		10.200
18.	#11	ROCHA	Tiago	2006	 GCP										—

	Coach							Team Score
1.	 GCM	35.000	36.400	38.800	38.900	38.550	36.450	
T7								224.100
#35	AMARAL Dário 2006	11.800	12.600	13.000	12.550	12.250	11.850	
#34	LAMEIRA David 2007	11.200	12.300	12.600	12.750	12.650	12.000	
#36	GRAÇA Miguel 2006	10.750	11.500	12.450	12.400	12.700	11.250	
#33	MARTINS Tomás 2005	12.000	–	13.200	13.600	13.200	12.600	
2.	 CNA	33.250	33.350	33.950	39.600	34.700	34.550	
T6								209.400
#29	BATISTA João 2007	10.900	11.650	11.650	13.800	12.050	12.000	
#31	PEREIRA Miguel 2005	11.550	10.800	11.950	13.150	12.000	12.050	
#28	SANTIAGO Simão 2007	10.800	10.900	10.350	12.600	10.450	10.200	
#30	VASCO Tiago 2006	10.250	10.200	9.700	12.650	10.650	10.500	

Group 1

1.	T15	#47	ANDRADE André	1982	–		GCM
2.	T15	#48	PENEDA Eduardo	1999	–		GCM
3.	T15	#49	BARROS José	1962	–		GCM
4.	T15	#50	GOMES Marco	2002	–		GCM
5.	T15	#51	PEREIRA Diogo	2003	–		GCM





Group 3

1.	#64	CERVEIRA Diogo	2003	–		CGA
2.	#65	PEREIRA Bremer	2001	–		CGA


Group 4





























1.	T16	#68	MAIA João	2000	–		CGTN
2.	T16	#69	MOTA Roberto	1993	–		CGTN
3.	T16	#70	RAMA Rúben	1997	–		CGTN
4.	T16	#71	BONITO Afonso	2004	–		CGTN
5.	#72	ALVES Sérgio	2001	–		CDN	




































Group 5




































1.	#77	PISCO André	2003	–		CGE	
2.	T17	#78	GIL Diogo	2001	–		CNA
3.	T17	#79	DUARTE Rafael	2005	–		CNA
4.	T17	#80	SILVA Miguel	2005	–		CNA






















Group 7

























1.	#93	PINTO Pedro	2002	–		SpCP
----	-----	-------------	------	---	---	------

				Coach		E1	E2	E3	E4	E5	E	D	Pen	Total	Total			
1.	#47	ANDRADE André	1982			7.6	7.6					7.600	4.8		12.400	78.100		
					GCM		9.3	9.3						9.300	2.8			12.100
							8.8	8.6						8.700	4.0		-0.8	11.900
							9.2	9.4						9.300	4.8			14.100
							8.9	9.0						8.950	4.8			13.750
							8.9	9.2						9.050	4.8			13.850
2.	#68	MAIA João	2000			7.6	7.7					7.650	5.3		12.950	77.600		
					CGTN		7.0	6.8						6.900	5.2			12.100
							9.0	9.0						9.000	3.6			12.600
							9.2	9.4						9.300	4.4			13.700
							8.7	8.5						8.600	4.8			13.400
							9.1	9.4						9.250	3.6			12.850
3.	#69	MOTA Roberto	1993			8.2	8.3					8.250	4.6		12.850	77.350		
					CGTN		9.0	9.2						9.100	2.8			11.900
							9.1	9.0						9.050	3.6			12.650
							9.6	9.7						9.650	4.0			13.650
							8.9	9.2						9.050	4.5			13.550
							9.2	9.1						9.150	3.6			12.750
4.	#51	PEREIRA Diogo	2003			8.5	8.7					8.600	4.4		13.000	77.000		
					GCM		8.9	8.9						8.900	2.8			11.700
							9.4	9.3						9.350	4.0			13.350
							9.0	9.0						9.000	4.8			13.800
							9.3	9.1						9.200	3.6			12.800
							9.1	9.2						9.150	3.2			12.350


































				Coach		E1	E2	E3	E4	E5	E	D	Pen	Total	Total
5.	#72	ALVES	Sérgio	2001	 CDN	 7.9	8.1				8.000	5.0		13.000	75.750
						 9.0	9.0				9.000	3.6		12.600	
						 8.0	8.2				8.100	4.2	-0.8	11.500	
						 9.6	9.6				9.600	4.0		13.600	
						 8.8	8.5				8.650	4.8		13.450	
						 7.7	7.5				7.600	4.0		11.600	
6.	#50	GOMES	Marco	2002	 GCM	 8.6	8.3				8.450	3.2		11.650	74.950
						 8.7	8.5				8.600	3.6		12.200	
						 9.5	9.4				9.450	3.6		13.050	
						 9.4	9.4				9.400	4.0		13.400	
						 9.2	9.0				9.100	3.6		12.700	
						 8.9	8.6				8.750	3.2		11.950	
7.	#71	BONITO	Afonso	2004	 CGTN	 8.9	8.9				8.900	2.8		11.700	74.500
						 9.7	9.6				9.650	2.8		12.450	
						 9.3	9.3				9.300	3.6	-0.6	12.300	
						 9.3	9.3				9.300	4.0		13.300	
						 8.9	8.7				8.800	3.6		12.400	
						 9.2	9.1				9.150	3.2		12.350	
8.	#77	PISCO	André	2003	 CGE	 8.3	8.4				8.350	4.6		12.950	73.850
						 9.1	8.9				9.000	3.2		12.200	
						 9.0	8.9				8.950	2.8		11.750	
						 9.2	9.4				9.300	4.4		13.700	
						 8.0	8.2				8.100	3.6		11.700	
						 8.2	8.5				8.350	3.2		11.550	
9.	#49	BARROS	José	1962	 GCM	 8.6	8.2				8.400	3.6		12.000	73.450
						 6.9	6.7				6.800	3.6		10.400	
						 8.8	8.9				8.850	3.6		12.450	
						 9.0	9.1				9.050	4.4		13.450	
						 8.4	8.3				8.350	4.8		13.150	
						 8.9	8.7				8.800	3.2		12.000	

				Coach		E1	E2	E3	E4	E5	E	D	Pen	Total	Total
10.	#64	CERVEIRA	Diogo	2003	 CGA	 6.8	6.7				6.750	3.9		10.650	73.100
						 5.1	4.9				5.000	4.4	9.400		
						 9.0	8.9				8.950	4.0	12.950		
						 9.4	9.4				9.400	4.4	13.800		
						 8.6	8.8				8.700	4.6	13.300		
						 9.4	9.4				9.400	3.6	13.000		
11.	#93	PINTO	Pedro	2002	 SpCP	 9.1	9.1				9.100	2.8		11.900	70.750
						 6.0	6.0				6.000	2.8	8.800		
						 9.1	8.9				9.000	3.2	12.200		
						 9.5	9.5				9.500	4.0	13.500		
						 8.9	8.8				8.850	3.6	12.450		
						 8.8	8.6				8.700	3.2	11.900		
12.	#70	RAMA	Rúben	1997	 CGTN	 9.5	9.7				9.600	1.1		10.700	70.400
						 8.5	8.5				8.500	2.8	11.300		
						 8.1	7.8				7.950	3.6	-0.6	10.950	
						 9.2	9.4				9.300	4.0	13.300		
						 7.8	8.0				7.900	4.2	12.100		
						 8.4	8.5				8.450	3.6	12.050		
13.	#65	PEREIRA	Bremer	2001	 CGA	 8.5	8.3				8.400	2.3		10.700	68.400
						 7.8	8.0				7.900	2.4	10.300		
						 8.9	9.0				8.950	2.8	11.750		
						 9.2	9.0				9.100	3.6	12.700		
						 9.0	9.0				9.000	2.4	11.400		
						 8.5	8.2				8.350	3.2	11.550		
14.	#78	GIL	Diogo	2001	 CNA	 7.0	6.6				6.800	2.1		8.900	66.800
						 7.6	8.2				7.900	3.2	11.100		
						 8.7	8.5				8.600	2.8	11.400		
						 9.4	9.4				9.400	4.0	13.400		
						 8.2	7.9				8.050	2.8	10.850		
						 8.0	7.9				7.950	3.2	11.150		

























					Coach		E1	E2	E3	E4	E5	E	D	Pen	Total	Total
15.	#80	SILVA	Miguel	2005			8.0	7.9				7.950	2.8		10.750	66.750
					CNA		8.1	8.6				8.350	3.2		11.550	
							7.7	7.7				7.700	2.4		10.100	
							8.8	8.8				8.800	4.0		12.800	
							7.8	8.2				8.000	3.2		11.200	
							8.8	8.7				8.750	1.6		10.350	
16.	#79	DUARTE	Rafael	2005			8.6	8.4				8.500	2.8		11.300	54.050
					CNA		7.5	7.6				7.550	3.2		10.750	
							8.2	8.0				8.100	2.8		10.900	
							∅	
							7.9	7.9				7.900	3.2		11.100	
							7.1	6.5				6.800	3.2		10.000	
17.	#48	PENEDA	Eduardo	1999											–	35.850
					GCM		7.5	7.5				7.500	3.6		11.100	
							9.0	8.7				8.850	3.6		12.450	
															–	
															0	
							9.2	9.0				9.100	3.2		12.300	











					Coach		E1	E2	E3	E4	E5	E	D	Pen	Total
1.	#51	PEREIRA	Diogo	2003	 GCM		8.5	8.7				8.600	4.4		13.000
2.	#72	ALVES	Sérgio	2001	 CDN		7.9	8.1				8.000	5.0		13.000
3.	#77	PISCO	André	2003	 CGE		8.3	8.4				8.350	4.6		12.950
4.	#68	MAIA	João	2000	 CGTN		7.6	7.7				7.650	5.3		12.950
5.	#69	MOTA	Roberto	1993	 CGTN		8.2	8.3				8.250	4.6		12.850
6.	#47	ANDRADE	André	1982	 GCM		7.6	7.6				7.600	4.8		12.400
7.	#49	BARROS	José	1962	 GCM		8.6	8.2				8.400	3.6		12.000
8.	#93	PINTO	Pedro	2002	 SpCP		9.1	9.1				9.100	2.8		11.900
9.	#71	BONITO	Afonso	2004	 CGTN		8.9	8.9				8.900	2.8		11.700
10.	#50	GOMES	Marco	2002	 GCM		8.6	8.3				8.450	3.2		11.650
11.	#79	DUARTE	Rafael	2005	 CNA		8.6	8.4				8.500	2.8		11.300
12.	#80	SILVA	Miguel	2005	 CNA		8.0	7.9				7.950	2.8		10.750



























					Coach		E1	E2	E3	E4	E5	E	D	Pen	Total
13.	#70	RAMA	Rúben	1997	 	CGTN	9.5	9.7				9.600	1.1		10.700
14.	#65	PEREIRA	Bremer	2001	 	CGA	8.5	8.3				8.400	2.3		10.700
15.	#64	CERVEIRA	Diogo	2003	 	CGA	6.8	6.7				6.750	3.9		10.650
16.	#78	GIL	Diogo	2001	 	CNA	7.0	6.6				6.800	2.1		8.900
17.	#48	PENEDA	Eduardo	1999	 	GCM									—









					Coach		E1	E2	E3	E4	E5	E	D	Pen	Total
1.	#72	ALVES	Sérgio	2001	 		9.0	9.0				9.000	3.6		12.600
CDN															
2.	#71	BONITO	Afonso	2004	 		9.7	9.6				9.650	2.8		12.450
CGTN															
3.	#77	PISCO	André	2003	 		9.1	8.9				9.000	3.2		12.200
CGE															
4.	#50	GOMES	Marco	2002	 		8.7	8.5				8.600	3.6		12.200
GCM															
5.	#47	ANDRADE	André	1982	 		9.3	9.3				9.300	2.8		12.100
GCM															
6.	#68	MAIA	João	2000	 		7.0	6.8				6.900	5.2		12.100
CGTN															
7.	#69	MOTA	Roberto	1993	 		9.0	9.2				9.100	2.8		11.900
CGTN															
8.	#51	PEREIRA	Diogo	2003	 		8.9	8.9				8.900	2.8		11.700
GCM															
9.	#80	SILVA	Miguel	2005	 		8.1	8.6				8.350	3.2		11.550
CNA															
10.	#70	RAMA	Rúben	1997	 		8.5	8.5				8.500	2.8		11.300
CGTN															
11.	#78	GIL	Diogo	2001	 		7.6	8.2				7.900	3.2		11.100
CNA															
12.	#48	PENEDA	Eduardo	1999	 		7.5	7.5				7.500	3.6		11.100
GCM															

					Coach		E1	E2	E3	E4	E5	E	D	Pen	Total
13.	#79	DUARTE	Rafael	2005	 		7.5	7.6				7.550	3.2		10.750
					CNA										
14.	#49	BARROS	José	1962	 		6.9	6.7				6.800	3.6		10.400
					GCM										
15.	#65	PEREIRA	Bremer	2001	 		7.8	8.0				7.900	2.4		10.300
					CGA										
16.	#64	CERVEIRA	Diogo	2003	 		5.1	4.9				5.000	4.4		9.400
					CGA										
17.	#93	PINTO	Pedro	2002	 		6.0	6.0				6.000	2.8		8.800
					SpCP										
















					Coach		E1	E2	E3	E4	E5	E	D	Pen	Total
1.	#51	PEREIRA	Diogo	2003	 GCM		9.4	9.3				9.350	4.0		13.350
2.	#50	GOMES	Marco	2002	 GCM		9.5	9.4				9.450	3.6		13.050
3.	#64	CERVEIRA	Diogo	2003	 CGA		9.0	8.9				8.950	4.0		12.950
4.	#69	MOTA	Roberto	1993	 CGTN		9.1	9.0				9.050	3.6		12.650
5.	#68	MAIA	João	2000	 CGTN		9.0	9.0				9.000	3.6		12.600
6.	#48	PENEDA	Eduardo	1999	 GCM		9.0	8.7				8.850	3.6		12.450
6.	#49	BARROS	José	1962	 GCM		8.8	8.9				8.850	3.6		12.450
8.	#71	BONITO	Afonso	2004	 CGTN		9.3	9.3				9.300	3.6	-0.6	12.300
9.	#93	PINTO	Pedro	2002	 SpCP		9.1	8.9				9.000	3.2		12.200
10.	#47	ANDRADE	André	1982	 GCM		8.8	8.6				8.700	4.0	-0.8	11.900
11.	#65	PEREIRA	Bremer	2001	 CGA		8.9	9.0				8.950	2.8		11.750
11.	#77	PISCO	André	2003	 CGE		9.0	8.9				8.950	2.8		11.750

					Coach		E1	E2	E3	E4	E5	E	D	Pen	Total
13.	#72	ALVES	Sérgio	2001	 		8.0	8.2				8.100	4.2	-0.8	11.500
					CDN										
14.	#78	GIL	Diogo	2001	 		8.7	8.5				8.600	2.8		11.400
					CNA										
15.	#70	RAMA	Rúben	1997	 		8.1	7.8				7.950	3.6	-0.6	10.950
					CGTN										
16.	#79	DUARTE	Rafael	2005	 		8.2	8.0				8.100	2.8		10.900
					CNA										
17.	#80	SILVA	Miguel	2005	 		7.7	7.7				7.700	2.4		10.100
					CNA										













				Coach		E1	E2	E3	E4	E5	E	D	Pen	Total	Total
1.	#47	ANDRADE	André	1982	 	9.2	9.4				9.300	4.8		14.100	14.100
				GCM											
2.	#64	CERVEIRA	Diogo	2003	 	9.4	9.4				9.400	4.4		13.800	13.800
				CGA											
3.	#51	PEREIRA	Diogo	2003	 	9.0	9.0				9.000	4.8		13.800	13.800
				GCM											
4.	#68	MAIA	João	2000	 	9.2	9.4				9.300	4.4		13.700	13.700
				CGTN											
4.	#77	PISCO	André	2003	 	9.2	9.4				9.300	4.4		13.700	13.700
				CGE											
6.	#69	MOTA	Roberto	1993	 	9.6	9.7				9.650	4.0		13.650	13.650
				CGTN											
7.	#72	ALVES	Sérgio	2001	 	9.6	9.6				9.600	4.0		13.600	13.600
				CDN											
8.	#93	PINTO	Pedro	2002	 	9.5	9.5				9.500	4.0		13.500	13.500
				SpCP											
9.	#49	BARROS	José	1962	 	9.0	9.1				9.050	4.4		13.450	13.450
				GCM											
10.	#50	GOMES	Marco	2002	 	9.4	9.4				9.400	4.0		13.400	13.400
				GCM											
10.	#78	GIL	Diogo	2001	 	9.4	9.4				9.400	4.0		13.400	13.400
				CNA											
12.	#70	RAMA	Rúben	1997	 	9.2	9.4				9.300	4.0		13.300	13.300
				CGTN											
12.	#71	BONITO	Afonso	2004	 	9.3	9.3				9.300	4.0		13.300	13.300
				CGTN											

					Coach		E1	E2	E3	E4	E5	E	D	Pen	Total	Total
14.	#80	SILVA	Miguel	2005	 		8.8	8.8				8.800	4.0		12.800	12.800
					CNA											
15.	#65	PEREIRA	Bremer	2001	 		9.2	9.0				9.100	3.6		12.700	12.700
					CGA											
16.	#79	DUARTE	Rafael	2005	 			∅
					CNA											
17.	#48	PENEDA	Eduardo	1999	 											—
					GCM											


























					Coach		E1	E2	E3	E4	E5	E	D	Pen	Total
1.	#47	ANDRADE	André	1982	 		8.9	9.0				8.950	4.8		13.750
					GCM										
2.	#69	MOTA	Roberto	1993	 		8.9	9.2				9.050	4.5		13.550
					CGTN										
3.	#72	ALVES	Sérgio	2001	 		8.8	8.5				8.650	4.8		13.450
					CDN										
4.	#68	MAIA	João	2000	 		8.7	8.5				8.600	4.8		13.400
					CGTN										
5.	#64	CERVEIRA	Diogo	2003	 		8.6	8.8				8.700	4.6		13.300
					CGA										
6.	#49	BARROS	José	1962	 		8.4	8.3				8.350	4.8		13.150
					GCM										
7.	#51	PEREIRA	Diogo	2003	 		9.3	9.1				9.200	3.6		12.800
					GCM										
8.	#50	GOMES	Marco	2002	 		9.2	9.0				9.100	3.6		12.700
					GCM										
9.	#93	PINTO	Pedro	2002	 		8.9	8.8				8.850	3.6		12.450
					SpCP										
10.	#71	BONITO	Afonso	2004	 		8.9	8.7				8.800	3.6		12.400
					CGTN										
11.	#70	RAMA	Rúben	1997	 		7.8	8.0				7.900	4.2		12.100
					CGTN										
12.	#77	PISCO	André	2003	 		8.0	8.2				8.100	3.6		11.700
					CGE										

					Coach		E1	E2	E3	E4	E5	E	D	Pen	Total
13.	#65	PEREIRA	Bremer	2001	 CGA		9.0	9.0				9.000	2.4		11.400
14.	#80	SILVA	Miguel	2005	 CNA		7.8	8.2				8.000	3.2		11.200
15.	#79	DUARTE	Rafael	2005	 CNA		7.9	7.9				7.900	3.2		11.100
16.	#78	GIL	Diogo	2001	 CNA		8.2	7.9				8.050	2.8		10.850
17.	#48	PENEDA	Eduardo	1999	 GCM										0

					Coach		E1	E2	E3	E4	E5	E	D	Pen	Total
1.	#47	ANDRADE	André	1982	 GCM	☐	8.9	9.2				9.050	4.8		13.850
2.	#64	CERVEIRA	Diogo	2003	 CGA	☐	9.4	9.4				9.400	3.6		13.000
3.	#68	MAIA	João	2000	 CGTN	☐	9.1	9.4				9.250	3.6		12.850
4.	#69	MOTA	Roberto	1993	 CGTN	☐	9.2	9.1				9.150	3.6		12.750
5.	#51	PEREIRA	Diogo	2003	 GCM	☐	9.1	9.2				9.150	3.2		12.350
5.	#71	BONITO	Afonso	2004	 CGTN	☐	9.2	9.1				9.150	3.2		12.350
7.	#48	PENEDA	Eduardo	1999	 GCM	☐	9.2	9.0				9.100	3.2		12.300
8.	#70	RAMA	Rúben	1997	 CGTN	☐	8.4	8.5				8.450	3.6		12.050
9.	#49	BARROS	José	1962	 GCM	☐	8.9	8.7				8.800	3.2		12.000
10.	#50	GOMES	Marco	2002	 GCM	☐	8.9	8.6				8.750	3.2		11.950
11.	#93	PINTO	Pedro	2002	 SpCP	☐	8.8	8.6				8.700	3.2		11.900
12.	#72	ALVES	Sérgio	2001	 CDN	☐	7.7	7.5				7.600	4.0		11.600

					Coach		E1	E2	E3	E4	E5	E	D	Pen	Total
13.	#65	PEREIRA	Bremer	2001	 CGA		8.5	8.2				8.350	3.2		11.550
13.	#77	PISCO	André	2003	 CGE		8.2	8.5				8.350	3.2		11.550
15.	#78	GIL	Diogo	2001	 CNA		8.0	7.9				7.950	3.2		11.150
16.	#80	SILVA	Miguel	2005	 CNA		8.8	8.7				8.750	1.6		10.350
17.	#79	DUARTE	Rafael	2005	 CNA		7.1	6.5				6.800	3.2		10.000

	Coach							Team Score
1.	 GCM	37.400	36.000	38.850	41.350	39.700	38.500	
								231.800
T15								
#47	ANDRADE André 1982	12.400	12.100	11.900	14.100	13.750	13.850	
#51	PEREIRA Diogo 2003	13.000	11.700	13.350	13.800	12.800	12.350	
#50	GOMES Marco 2002	11.650	12.200	13.050	13.400	12.700	11.950	
#49	BARROS José 1962	12.000	10.400	12.450	13.450	13.150	12.000	
#48	PENEDA Eduardo 1999	–	11.100	12.450		0	12.300	
2.	 CGTN	37.500	36.450	37.550	40.650	39.350	37.950	
								229.450
T16								
#68	MAIA João 2000	12.950	12.100	12.600	13.700	13.400	12.850	
#69	MOTA Roberto 1993	12.850	11.900	12.650	13.650	13.550	12.750	
#71	BONITO Afonso 2004	11.700	12.450	12.300	13.300	12.400	12.350	
#70	RAMA Rúben 1997	10.700	11.300	10.950	13.300	12.100	12.050	
3.	 CNA	30.950	33.400	32.400	26.200	33.150	31.500	
								187.600
T17								
#78	GIL Diogo 2001	8.900	11.100	11.400	13.400	10.850	11.150	
#80	SILVA Miguel 2005	10.750	11.550	10.100	12.800	11.200	10.350	
#79	DUARTE Rafael 2005	11.300	10.750	10.900		11.100	10.000	

		Coach		E1	E2	E3	E4	E5	E	D	Pen	Total	Total	
1. #94	MACEDO André			8.4	8.4				8.400	1.6		10.000	62.550	
				8.4	8.4				8.400	1.6		10.000		
				9.2	9.2				9.200	1.6		10.800		
				9.5	9.4				9.450	2.0		11.450		
				8.7	8.5				8.600	1.6		10.200		
				8.5	8.5				8.500	1.6		10.100		
2. #86	SANTOS José 1994			8.4	8.4				8.400	1.6		10.000	28.300	
				7.0	7.0				7.000	1.6		8.600		
														–
				8.1	8.1				8.100	1.6		9.700		
														–
														–