

GINÁSTICA ARTÍSTICA MASCULINA E FEMININA

CAMPEONATO NACIONAL

1ª e 2ª DIVISÃO

Pavilhão Desportivo Municipal
do Casal Vistoso - Lisboa

25 | Abril
27 | 2025

RESULTADOS

Organização:



Co-Organização:



Apoios Institucionais:































Apoios:



Group 1



-
- | | | | | | |
|--------|-----------------|------|---|---|------|
| 1. #32 | NOGUEIRA Luis | 2013 | – |  | CGA |
| 2. #33 | COSTA Eduardo | 2013 | – |  | CGA |
| 3. #34 | VIDEIRA Gonçalo | 2013 | – |  | GCP |
| 4. #35 | DIAS Gustavo | 2013 | – |  | SpCP |
-

		Coach		E1	E2	E3	E4	E5	E	D	B	Pen	Total	Total	
1. #35 DIAS	Gustavo 2013	 SpCP		8.2	8.2				8.200	2.1			10.300	61.750	
				8.0	7.5				7.750	2.8					10.550
				8.8	8.9				8.850	1.5					10.350
				9.0	9.0				9.000	1.2					10.200
				8.6	8.6				8.600	1.8					10.400
				8.2	7.7				7.950	1.7	0.3				9.950
2. #34 VIDEIRA	Gonçalo 2013	 GCP		8.6	8.2				8.400	2.2	0.2		10.800	54.450	
				7.6	7.8				7.700	2.5					10.200
				8.2	8.8				8.500	1.5					10.000
				8.5	8.6				8.550	1.4					9.950
				7.5	6.9				7.200	2.0					9.200
				6.0	5.8				5.900	1.4		-3.0			4.300
3. #32 NOGUEIRA Luis	Luis 2013	 CGA		7.9	7.2				7.550	2.8	0.2		10.550	50.600	
				8.8	9.1				8.950	2.5		-3.0			8.450
				8.8	8.3				8.550	1.6					10.150
				8.7	8.8				8.750	1.2					9.950
				8.3	8.6				8.450	1.7					10.150
				6.4	6.3				6.350	1.0		-6.0			1.350
4. #33 COSTA	Eduardo 2013	 CGA		8.2	8.3				8.250	2.2			10.450	42.550	
				8.5	8.7				8.600	2.3		-3.0			7.900
				7.6	7.8				7.700	1.5					9.200
				8.6	8.7				8.650	1.2					9.850
				6.8	6.3				6.550	1.6		-3.0			5.150
															



Coach

E1

E2

E3

E4

E5

E

D

B

Pen

Total

Total

Legend .


 - Floor

 - Pommel Horse

 - Rings

 - Vault

 - Parallel Bars

 - High Bar

D - Difficulty score

B - Difficulty bonus









E - Execution score

Pen - Neutral penalty

Total - Routine score

Total - Athlete sum of routines scores



		Coach			E1	E2	E3	E4	E5	E	D	B	Pen	Total
1.	#34 VIDEIRA	Gonçalo	2013	 GCP		8.6	8.2			8.400	2.2	0.2		10.800
2.	#32 NOGUEIRA	Luis	2013	 CGA		7.9	7.2			7.550	2.8	0.2		10.550
3.	#33 COSTA	Eduardo	2013	 CGA		8.2	8.3			8.250	2.2			10.450
4.	#35 DIAS	Gustavo	2013	 SpCP		8.2	8.2			8.200	2.1			10.300

Legend .

 – Floor

D – Difficulty score



B – Difficulty bonus

E – Execution score

Pen – Neutral penalty

Total – Routine score



		Coach				E1	E2	E3	E4	E5	E	D	B	Pen	Total
1.	#35 DIAS	Gustavo	2013		SpCP		8.0	7.5			7.750	2.8			10.550
2.	#34 VIDEIRA	Gonçalo	2013		GCP		7.6	7.8			7.700	2.5			10.200
3.	#32 NOGUEIRA	Luis	2013		CGA		8.8	9.1			8.950	2.5	-3.0		8.450
4.	#33 COSTA	Eduardo	2013		CGA		8.5	8.7			8.600	2.3	-3.0		7.900

Legend .

 – Pommel Horse

D – Difficulty score

B – Difficulty bonus

E – Execution score

Pen – Neutral penalty

Total – Routine score



		Coach				E1	E2	E3	E4	E5	E	D	B	Pen	Total
1.	#35 DIAS	Gustavo	2013		SpCP		8.8	8.9			8.850	1.5			10.350
2.	#32 NOGUEIRA Luis		2013		CGA		8.8	8.3			8.550	1.6			10.150
3.	#34 VIDEIRA	Gonçalo	2013		GCP		8.2	8.8			8.500	1.5			10.000
4.	#33 COSTA	Eduardo	2013		CGA		7.6	7.8			7.700	1.5			9.200

Legend .

 – Rings

D – Difficulty score

B – Difficulty bonus

E – Execution score

Pen – Neutral penalty

Total – Routine score



		Coach			E1	E2	E3	E4	E5	E	D	B	Pen	Total	Total
1.	#35 DIAS	Gustavo 2013	 SpCP		9.0	9.0				9.000	1.2			10.200	10.200
2.	#32 NOGUEIRA Luis	2013	 CGA		8.7	8.8				8.750	1.2			9.950	9.950
3.	#34 VIDEIRA	Gonçalo 2013	 GCP		8.5	8.6				8.550	1.4			9.950	9.950
4.	#33 COSTA	Eduardo 2013	 CGA		8.6	8.7				8.650	1.2			9.850	9.850

Legend .



– Vault

Total – Athlete sum of routines scores

D

– Difficulty score

B

– Difficulty bonus

E

– Execution score

Pen

– Neutral penalty

Total

– Routine score



		Coach			E1	E2	E3	E4	E5	E	D	B	Pen	Total
1.	#35 DIAS	Gustavo	2013	 SpCP 	8.6	8.6				8.600	1.8			10.400
2.	#32 NOGUEIRA Luis		2013	 CGA 	8.3	8.6				8.450	1.7			10.150
3.	#34 VIDEIRA	Gonçalo	2013	 GCP 	7.5	6.9				7.200	2.0			9.200
4.	#33 COSTA	Eduardo	2013	 CGA 	6.8	6.3				6.550	1.6	-3.0		5.150

Legend .



– Parallel Bars

D

– Difficulty score

B

– Difficulty bonus

E

– Execution score

Pen

– Neutral penalty


Total

– Routine score



		Coach			E1	E2	E3	E4	E5	E	D	B	Pen	Total
1.	#35 DIAS	Gustavo 2013	 SpCP		8.2	7.7				7.950	1.7	0.3		9.950
2.	#34 VIDEIRA	Gonçalo 2013	 GCP		6.0	5.8				5.900	1.4		-3.0	4.300
3.	#32 NOGUEIRA	Luis 2013	 CGA		6.4	6.3				6.350	1.0		-6.0	1.350
.	#33 COSTA	Eduardo 2013	 CGA											–

Legend .

 – High Bar

D – Difficulty score

B – Difficulty bonus

E – Execution score


Pen – Neutral penalty

Total – Routine score



Group 1



1.	T1	#36	RAMOS	Lucas	2012	–		CGA
2.	T1	#37	YARUSKO *	Illia	2011	–		CGA
3.	T1	#38	PREGO	André	2010	–		CGA
4.	T2	#39	POLONIA	Vasco	2011	–		GCM
5.	T2	#40	NOEVO	Miguel	2010	–		GCM
6.	T2	#41	GOMES	Guilherme	2010	–		GCM






Group 2






































1.	T3	#42	FREITAS	João	2011	–		GCP
2.	T3	#43	BELÉM	João	2010	–		GCP
3.	T3	#44	CORREIA	Gustavo	2012	–		GCP
4.	T3	#45	ANTUNES	Francisco	2012	–		GCP
5.		#46	LOUREIRO	Francisco	2010	–		GCP
6.	T3	#47	MORGADO	Francisco	2010	–		GCP
7.		#48	MARTINS	Rodrigo	2012	–		CGTN

Group 3



1.	T4	#49	LEMOS	Mario	2011	–		SpCP
2.		#50	SOUSA	Simão	2012	–		SpCP
3.	T4	#51	FERREIRA	Salvador	2010	–		SpCP
4.	T4	#52	GOMES	Pedro	2012	–		SpCP
5.	T4	#53	LIMA	Martim	2010	–		SpCP
6.	T4	#54	MARVÃO	Tomás	2012	–		SpCP
7.		#55	ESPIRITO SANTO	Vasco	2011	–		LGC

			Coach		E1	E2	E3	E4	E5	E	D	B	Pen	Total	Total				
11. #44	CORREIA	Gustavo	2012			7.3	7.1				7.200	3.2			10.400	54.950			
					GCP		8.9	9.0					8.950	1.3		-4.0	6.250		
							8.9	9.0					8.950	1.6				10.550	
							9.0	9.0					9.000	1.8				10.800	
							6.8	6.8					6.800	1.9				8.700	
							6.5	6.8					6.650	1.6				8.250	
12. #41	GOMES	Guilherme	2010			6.3	6.6				6.450	3.2			9.650	53.550			
					GCM		7.8	7.4					7.600	3.1			10.700		
							8.1	7.5					7.800	1.6				9.400	
							9.1	9.0					9.050	1.2				10.250	
							7.5	6.9					7.200	1.9				9.100	
							8.3	8.2					8.250	1.2			-5.0	4.450	
13. #43	BELÉM	João	2010			6.9	7.2				7.050	2.1			9.150	53.450			
					GCP		7.8	7.4					7.600	2.6			10.200		
							7.4	7.6					7.500	1.7				9.200	
							8.8	9.1					8.950	1.4				10.350	
							8.0	7.4					7.700	1.9				9.600	
							6.6	6.5					6.550	1.4			-3.0	4.950	
14. #45	ANTUNES	Francisco	2012			7.8	8.1				7.950	2.6		-0.3	10.250	51.600			
					GCP		7.0	6.5					6.750	2.6			9.350		
							8.5	8.4					8.450	1.7				10.150	
							8.4	8.3					8.350	1.6			-0.3	9.650	
							7.8	7.3					7.550	1.8				9.350	
							4.7	4.2					4.450	1.4			-3.0	2.850	
15. #47	MORGADO	Francisco	2010			7.6	7.2				7.400	2.1			9.500	51.550			
					GCP		9.0	9.0					9.000	2.8			11.800		
							8.3	8.1					8.200	1.7				9.900	
							9.1	9.1					9.100	1.2				10.300	
							7.2	6.6					6.900	1.9				8.800	
							6.2	6.3					6.250	1.0			-6.0	1.250	

Coach

E1

E2

E3

E4

E5

E

D

B

Pen

Total

Total

Legend .

 - Floor

D - Difficulty score

Total - Athlete sum of routines scores

 - Pommel Horse

B - Difficulty bonus

 - Rings

E - Execution score









 - Vault

Pen - Neutral penalty

 - Parallel Bars

Total - Routine score

 - High Bar

				Coach		E1	E2	E3	E4	E5	E	D	B	Pen	Total
1.	#51 FERREIRA	Salvador	2010	 SpCP		8.5	8.7				8.600	3.7			12.300
2.	#40 NOEVO	Miguel	2010	 GCM		8.3	8.4				8.350	3.7			12.050
3.	#52 GOMES	Pedro	2012	 SpCP		8.4	8.4				8.400	3.5			11.900
4.	#39 POLONIA	Vasco	2011	 GCM		8.4	8.1				8.250	3.1			11.350
5.	#48 MARTINS	Rodrigo	2012	 CGTN		7.9	8.1				8.000	3.2	0.1		11.300
6.	#55 ESPIRITO SANTO	Vasco	2011	 LGC		7.6	8.0				7.800	3.0			10.800
7.	#54 MARVÃO	Tomás	2012	 SpCP		8.5	8.5				8.500	2.2			10.700
8.	#42 FREITAS	João	2011	 GCP		7.8	8.0				7.900	2.7			10.600
9.	#38 PREGO	André	2010	 CGA		7.4	7.3				7.350	3.3	-0.1		10.550
10.	#46 LOUREIRO	Francisco	2010	 GCP		8.3	8.1				8.200	2.3			10.500
11.	#37 YARUSKO *	Illia	2011	 CGA		7.8	7.2				7.500	3.3	-0.3		10.500
12.	#44 CORREIA	Gustavo	2012	 GCP		7.3	7.1				7.200	3.2			10.400
13.	#45 ANTUNES	Francisco	2012	 GCP		7.8	8.1				7.950	2.6	-0.3		10.250
14.	#49 LEMOS	Mario	2011	 SpCP		6.7	7.2				6.950	3.1			10.050
15.	#41 GOMES	Guilherme	2010	 GCM		6.3	6.6				6.450	3.2			9.650
16.	#47 MORGADO	Francisco	2010	 GCP		7.6	7.2				7.400	2.1			9.500
17.	#53 LIMA	Martim	2010	 SpCP		7.0	7.2				7.100	2.3			9.400
18.	#50 SOUSA	Simão	2012	 SpCP		7.1	6.7				6.900	2.5			9.400
19.	#43 BELÉM	João	2010	 GCP		6.9	7.2				7.050	2.1			9.150
20.	#36 RAMOS	Lucas	2012	 CGA		6.7	6.5				6.600	1.8			8.400

Legend .

 – Floor

D – Difficulty score

B – Difficulty bonus

E – Execution score

Pen – Neutral penalty

Total – Routine score

Coach

E1 E2 E3 E4 E5 E D B Pen Total

Legend .

 – Pommel Horse









































D – Difficulty score

B – Difficulty bonus

E – Execution score

Pen – Neutral penalty

Total – Routine score

			Coach		E1	E2	E3	E4	E5	E	D	B	Pen	Total
1.	#40 NOEVO	Miguel	2010	 GCM		8.5	8.0			8.250	3.4	0.2		11.850
2.	#51 FERREIRA	Salvador	2010	 SpCP		8.2	8.0			8.100	2.5	0.2		10.800
3.	#52 GOMES	Pedro	2012	 SpCP		8.7	8.9			8.800	1.7	0.2		10.700
4.	#37 YARUSKO *	Illia	2011	 CGA		8.2	7.8			8.000	2.4	0.2		10.600
5.	#44 CORREIA	Gustavo	2012	 GCP		8.9	9.0			8.950	1.6			10.550
6.	#39 POLONIA	Vasco	2011	 GCM		8.6	8.5			8.550	1.8	0.2		10.550
7.	#38 PREGO	André	2010	 CGA		8.7	8.5			8.600	1.7	0.2		10.500
8.	#42 FREITAS	João	2011	 GCP		8.6	8.7			8.650	1.7			10.350
9.	#45 ANTUNES	Francisco	2012	 GCP		8.5	8.4			8.450	1.7			10.150
10.	#53 LIMA	Martim	2010	 SpCP		8.6	8.4			8.500	1.6			10.100
11.	#54 MARVÃO	Tomás	2012	 SpCP		8.6	8.5			8.550	1.5			10.050
12.	#50 SOUSA	Simão	2012	 SpCP		8.5	8.4			8.450	1.6			10.050
13.	#49 LEMOS	Mario	2011	 SpCP		8.5	8.3			8.400	1.6			10.000
14.	#47 MORGADO	Francisco	2010	 GCP		8.3	8.1			8.200	1.7			9.900
15.	#55 ESPIRITO SANTO	Vasco	2011	 LGC		8.3	8.2			8.250	1.6			9.850
16.	#48 MARTINS	Rodrigo	2012	 CGTN		7.9	8.1			8.000	1.5			9.500
17.	#41 GOMES	Guilherme	2010	 GCM		8.1	7.5			7.800	1.6			9.400
18.	#46 LOUREIRO	Francisco	2010	 GCP		7.5	7.8			7.650	1.7			9.350
19.	#43 BELÉM	João	2010	 GCP		7.4	7.6			7.500	1.7			9.200
20.	#36 RAMOS	Lucas	2012	 CGA		7.8	7.3			7.550	1.6			9.150

Legend .

 – Rings











D – Difficulty score

B – Difficulty bonus

E – Execution score

Pen – Neutral penalty

Total – Routine score

15. #53 LIMA	Martim	2010	  8.9 8.9	8.900 1.2	10.100 10.100
			SpCP		
16. #48 MARTINS	Rodrigo	2012	  8.3 8.3	8.300 1.8	10.100 10.100
			CGTN		
17. #50 SOUSA	Simão	2012	  8.7 8.9	8.800 1.2	10.000 10.000
			SpCP		
18. #46 LOUREIRO	Francisco	2010	  8.4 8.6	8.500 1.4	9.900 9.900
			GCP		
19. #36 RAMOS	Lucas	2012	  8.4 8.5	8.450 1.2	9.650 9.650
			CGA		
20. #45 ANTUNES	Francisco	2012	  8.4 8.3	8.350 1.6 -0.3	9.650 9.650
			GCP		

Legend .

 - Vault

Total - Athlete sum of routines scores

D - Difficulty score

B - Difficulty bonus

E - Execution score

Pen - Neutral penalty

Total - Routine score

			Coach		E1	E2	E3	E4	E5	E	D	B	Pen	Total
1. #40	NOEVO	Miguel	2010	 GCM		9.0	8.7			8.850	2.7			11.550
2. #38	PREGO	André	2010	 CGA		8.6	8.7			8.650	2.8			11.450
3. #37	YARUSKO *	Illia	2011	 CGA		9.1	8.6			8.850	2.2			11.050
4. #52	GOMES	Pedro	2012	 SpCP		8.7	8.5			8.600	2.2			10.800
5. #39	POLONIA	Vasco	2011	 GCM		8.8	8.5			8.650	2.1			10.750
6. #48	MARTINS	Rodrigo	2012	 CGTN		8.6	8.0			8.300	2.2			10.500
7. #55	ESPIRITO SANTO	Vasco	2011	 LGC		8.4	7.9			8.150	2.3			10.450
8. #42	FREITAS	João	2011	 GCP		8.6	8.2			8.400	1.9			10.300
9. #54	MARVÃO	Tomás	2012	 SpCP		8.4	8.5			8.450	1.8			10.250
10. #46	LOUREIRO	Francisco	2010	 GCP		8.5	8.2			8.350	1.9			10.250
11. #51	FERREIRA	Salvador	2010	 SpCP		7.4	7.6			7.500	2.3			9.800
12. #50	SOUSA	Simão	2012	 SpCP		8.2	7.6			7.900	1.8			9.700
13. #43	BELÉM	João	2010	 GCP		8.0	7.4			7.700	1.9			9.600
14. #45	ANTUNES	Francisco	2012	 GCP		7.8	7.3			7.550	1.8			9.350
15. #53	LIMA	Martim	2010	 SpCP		7.5	7.5			7.500	1.8			9.300
16. #41	GOMES	Guilherme	2010	 GCM		7.5	6.9			7.200	1.9			9.100
17. #49	LEMONS	Mario	2011	 SpCP		7.0	7.0			7.000	1.8			8.800
18. #47	MORGADO	Francisco	2010	 GCP		7.2	6.6			6.900	1.9			8.800
19. #44	CORREIA	Gustavo	2012	 GCP		6.8	6.8			6.800	1.9			8.700
20. #36	RAMOS	Lucas	2012	 CGA		8.0	7.5			7.750	1.0	-4.0		4.750

Legend .

 – Parallel Bars

D – Difficulty score

B – Difficulty bonus

E – Execution score

Pen – Neutral penalty

Total – Routine score

Legend .

 - High Bar

D - Difficulty score

B - Difficulty bonus

E - Execution score

Pen - Neutral penalty

Total - Routine score

	Coach							Team Score
1. T4	SpCP	34.900	32.300	31.600	31.400	30.850	29.750	190.800
#51	FERREIRA Salvador 2010	12.300	10.750	10.800	10.650	9.800	10.300	
#52	GOMES Pedro 2012	11.900	10.100	10.700	10.300	10.800	10.250	
#53	LIMA Martim 2010	9.400	11.150	10.100	10.100	9.300	9.200	
#54	MARVÃO Tomás 2012	10.700	10.400	10.050	10.150	10.250	4.050	
#49	LEMOS Mario 2011	10.050	9.950	10.000	10.450	8.800	1.750	
2. T2	GCM	33.050	33.350	31.800	32.050	31.400	25.200	186.850
#40	NOEVO Miguel 2010	12.050	11.400	11.850	11.350	11.550	10.800	
#39	POLONIA Vasco 2011	11.350	11.250	10.550	10.450	10.750	9.950	
#41	GOMES Guilherme 2010	9.650	10.700	9.400	10.250	9.100	4.450	
3. T3	GCP	31.250	33.650	31.050	31.450	29.250	21.400	178.050
#42	FREITAS João 2011	10.600	11.650	10.350	10.250	10.300	8.200	
#44	CORREIA Gustavo 2012	10.400	6.250	10.550	10.800	8.700	8.250	
#43	BELÉM João 2010	9.150	10.200	9.200	10.350	9.600	4.950	
#45	ANTUNES Francisco 2012	10.250	9.350	10.150	9.650	9.350	2.850	
#47	MORGADO Francisco 2010	9.500	11.800	9.900	10.300	8.800	1.250	
4. T1	CGA	29.450	14.350	30.250	31.800	27.250	20.900	154.000
#38	PREGO André 2010	10.550	5.600	10.500	11.650	11.450	10.550	
#37	YARUSKO * Illia 2011	10.500	4.500	10.600	10.500	11.050	10.350	
#36	RAMOS Lucas 2012	8.400	4.250	9.150	9.650	4.750	0	



Legend

- Floor

Ind. sum - Sum of Compulsory and Optional scores

- Pommel Horse

- Rings

- Vault


Team Score - Team score

- Parallel Bars

- High Bar

Group 1



1. T1 #1 SANTOS Luka 2008 –  CGA

2. T1 #5 JACINTO Afonso 2008 –  CGA

Group 2



1. T3 #12 LEÃO Pedro 2007 –  SpCP


2. T3 #14 TEIXEIRA Gustavo 2007 –  SpCP

3. #57 POLÓNIA Mateus 2008 –  GCM


4. #58 RODRIGUES Diogo 2008 –  GCM


Group 3



1. #7 MEGDA Arthur 2007 –  CGG

2. T2 #8 PELÁGIO Vasco 2008 –  GCP

3. T2 #9 DRAGO Lucas 2008 –  GCP

4. T2 #10 CORREIA Gonçalo 2008 –  GCP

Coach

E1 E2 E3 E4 E5 E D B Pen Total Total

Legend .

 - Floor

D - Difficulty score

Total - Athlete sum of routines scores

 - Pommel Horse

B - Difficulty bonus

 - Rings

E - Execution score

 - Vault

Pen - Neutral penalty

 - Parallel Bars

Total - Routine score

 - High Bar

Coach

E1 E2 E3 E4 E5 E D B Pen Total Total

Legend .

 - Floor

D - Difficulty score

Total - Athlete sum of routines scores

 - Pommel Horse

B - Difficulty bonus

 - Rings

E - Execution score

 - Vault

Pen - Neutral penalty

 - Parallel Bars

Total - Routine score

 - High Bar

				Coach			E1	E2	E3	E4	E5	E	D	B	Pen	Total
1.	#57	POLÓNIA	Mateus	2008	 GCM		7.3	9.8				8.550	1.8			10.350
2.	#8	PELÁGIO	Vasco	2008	 GCP		7.0	7.3				7.150	2.6			9.750
3.	#9	DRAGO	Lucas	2008	 GCP		7.2	6.7				6.950	2.0			8.950
4.	#1	SANTOS	Luka	2008	 CGA		5.9	4.7				5.300	2.8			8.100
5.	#14	TEIXEIRA	Gustavo	2007	 SpCP		5.1	5.5				5.300	2.0			7.300
6.	#7	MEGDA	Arthur	2007	 CGG		4.3	3.7				4.000	1.4	-3.0		2.400
.	#5	JACINTO	Afonso	2008	 CGA											–
.	#12	LEÃO	Pedro	2007	 SpCP											–
.	#58	RODRIGUES	Diogo	2008	 GCM											–
.	#10	CORREIA	Gonçalo	2008	 GCP											–

Legend .

 – Pommel Horse

D – Difficulty score

B – Difficulty bonus

E – Execution score

Pen – Neutral penalty

Total – Routine score

				Coach		E1	E2	E3	E4	E5	E	D	B	Pen	Total
1.	#9	DRAGO	Lucas	2008	 GCP		8.4	8.0			8.200	2.4		-0.3	10.300
2.	#14	TEIXEIRA	Gustavo	2007	 SpCP		7.6	7.6			7.600	2.6			10.200
3.	#58	RODRIGUES	Diogo	2008	 GCM		8.6	9.0			8.800	1.5		-0.3	10.000
4.	#7	MEGDA	Arthur	2007	 CGG		8.4	8.4			8.400	1.5		-0.3	9.600
5.	#1	SANTOS	Luka	2008	 CGA		7.2	6.7			6.950	2.8		-0.3	9.450
6.	#12	LEÃO	Pedro	2007	 SpCP		7.5	7.8			7.650	2.0		-0.3	9.350
7.	#57	POLÓNIA	Mateus	2008	 GCM		7.4	7.6			7.500	1.5		-0.3	8.700
8.	#8	PELÁGIO	Vasco	2008	 GCP		6.6	6.8			6.700	1.8		-0.3	8.200
.	#5	JACINTO	Afonso	2008	 CGA										–
.	#10	CORREIA	Gonçalo	2008	 GCP										–

Legend .

 – Rings





















D – Difficulty score

B – Difficulty bonus

E – Execution score

Pen – Neutral penalty

Total – Routine score

				Coach		E1	E2	E3	E4	E5	E	D	B	Pen	Total
1.	#1	SANTOS	Luka	2008	 CGA		8.6	8.6			8.600	3.6		-0.1	12.100
															–
2.	#8	PELÁGIO	Vasco	2008	 GCP		8.8	9.2			9.000	2.8			11.800
															–
3.	#14	TEIXEIRA	Gustavo	2007	 SpCP		8.6	8.2			8.400	2.8			11.200
															–
4.	#9	DRAGO	Lucas	2008	 GCP		9.0	9.4			9.200	1.2			10.400
															–
5.	#7	MEGDA	Arthur	2007	 CGG		8.0	7.8			7.900	2.0			9.900
															0
6.	#12	LEÃO	Pedro	2007	 SpCP		7.6	7.7			7.650	2.0			9.650
															–
7.	#5	JACINTO	Afonso	2008	 CGA		8.2	8.5			8.350	1.2			9.550
															–
.	#57	POLÓNIA	Mateus	2008	 GCM										–
															–
.	#58	RODRIGUES	Diogo	2008	 GCM										–
															–
.	#10	CORREIA	Gonçalo	2008	 GCP										–
															–

Legend .

 – Vault

Total – Athlete sum of routines scores








D – Difficulty score

B – Difficulty bonus

E – Execution score

Pen – Neutral penalty

Total – Routine score

		Coach			E1	E2	E3	E4	E5	E	D	B	Pen	Total
1.	#10 CORREIA	Gonçalo	2008	 GCP		9.0	8.9			8.950	1.9			10.850
2.	#1 SANTOS	Luka	2008	 CGA		8.1	7.7			7.900	2.8			10.700
3.	#14 TEIXEIRA	Gustavo	2007	 SpCP		8.3	7.7			8.000	2.1			10.100
4.	#7 MEGDA	Arthur	2007	 CGG		7.5	7.4			7.450	2.0			9.450
5.	#9 DRAGO	Lucas	2008	 GCP		7.1	6.5			6.800	2.3			9.100
.	#5 JACINTO	Afonso	2008	 CGA										–
.	#12 LEÃO	Pedro	2007	 SpCP										–
.	#57 POLÓNIA	Mateus	2008	 GCM										–
.	#58 RODRIGUES	Diogo	2008	 GCM										–
.	#8 PELÁGIO	Vasco	2008	 GCP										–

Legend .

 – Parallel Bars

D – Difficulty score

B – Difficulty bonus


E – Execution score

Pen – Neutral penalty

Total – Routine score

				Coach		E1	E2	E3	E4	E5	E	D	B	Pen	Total
1.	#1	SANTOS	Luka	2008	 CGA		8.7	8.2			8.450	2.9			11.350
2.	#9	DRAGO	Lucas	2008	 GCP		7.6	7.5			7.550	2.5			10.050
3.	#14	TEIXEIRA	Gustavo	2007	 SpCP		7.3	7.3			7.300	1.8			9.100
4.	#10	CORREIA	Gonçalo	2008	 GCP		6.7	6.8			6.750	1.7			8.450
5.	#7	MEGDA	Arthur	2007	 CGG		6.5	5.6			6.050	1.6			7.650
.	#5	JACINTO	Afonso	2008	 CGA		0
.	#12	LEÃO	Pedro	2007	 SpCP										–
.	#57	POLÓNIA	Mateus	2008	 GCM										–
.	#58	RODRIGUES	Diogo	2008	 GCM										–
.	#8	PELÁGIO	Vasco	2008	 GCP										–

Legend .

 – High Bar

D – Difficulty score

B – Difficulty bonus


E – Execution score


Pen – Neutral penalty

Total – Routine score

Group 1



1. T1 #2 FAUSTINO Francisco 2008 –  CGA

2. T1 #3 DIONÍSIO Diogo 2009 –  CGA

3. T1 #4 SILVA Bernardo 2009 –  CGA

Group 2




1. T3 #13 REIS José 2008 –  SpCP

2. T3 #15 OLIVEIRA Diogo 2007 –  SpCP

Group 3




1. #6 BARROS Tiago 2009 –  CGG

2. T2 #11 BRÁS Francisco 2007 –  GCP

	Coach		E1	E2	E3	E4	E5	E	D	B	Pen	Total
1. Q #2	FAUSTINO Francisco 2008	 CGA 	7.5	7.9				7.700	3.9			11.600
2. Q #11	BRÁS Francisco 2007	 GCP 	7.6	7.0				7.300	4.2			11.500
3. Q #3	DIONÍSIO Diogo 2009	 CGA 	6.5	6.7				6.600	3.3			9.900
. R #4	SILVA Bernardo 2009	 CGA 										–
. Q #13	REIS José 2008	 SpCP 										–
. Q #15	OLIVEIRA Diogo 2007	 SpCP 										–
. R #6	BARROS Tiago 2009	 CGG 										–

Legend .

-  – Floor
- D** – Difficulty score
- B** – Difficulty bonus
- E** – Execution score
- Pen** – Neutral penalty
- Total** – Routine score

		Coach			E1	E2	E3	E4	E5	E	D	B	Pen	Total
1. Q	#13 REIS	José	2008	 SpCP 	7.9	8.3				8.100	1.9			10.000
2. Q	#4 SILVA	Bernardo	2009	 CGA 	8.3	7.1				7.700	1.9			9.600
3. Q	#11 BRÁS	Francisco	2007	 GCP 	7.9	7.5				7.700	1.8			9.500
4. Q	#15 OLIVEIRA	Diogo	2007	 SpCP 	7.2	7.4				7.300	2.0			9.300
5. Q	#2 FAUSTINO	Francisco	2008	 CGA 	6.1	6.6				6.350	2.7			9.050
6. R	#3 DIONÍSIO	Diogo	2009	 CGA 	3.7	4.1				3.900	1.9			5.800
7. R	#6 BARROS	Tiago	2009	 CGG 										0

Legend .

 – Pommel Horse

D – Difficulty score

B – Difficulty bonus

E – Execution score

Pen – Neutral penalty

Total – Routine score

		Coach			E1	E2	E3	E4	E5	E	D	B	Pen	Total
1. Q	#13 REIS	José	2008	 SpCP 	7.9	8.3				8.100	1.9			10.000
2. Q	#4 SILVA	Bernardo	2009	 CGA 	8.3	7.1				7.700	1.9			9.600
3. Q	#11 BRÁS	Francisco	2007	 GCP 	7.9	7.5				7.700	1.8			9.500
4. Q	#15 OLIVEIRA	Diogo	2007	 SpCP 	7.2	7.4				7.300	2.0			9.300
5. Q	#2 FAUSTINO	Francisco	2008	 CGA 	6.1	6.6				6.350	2.7			9.050
6. R	#3 DIONÍSIO	Diogo	2009	 CGA 	3.7	4.1				3.900	1.9			5.800
7. R	#6 BARROS	Tiago	2009	 CGG 										0

Legend .

 – Pommel Horse

D – Difficulty score

B – Difficulty bonus

E – Execution score

Pen – Neutral penalty

Total – Routine score

		Coach		E1	E2	E3	E4	E5	E	D	B	Pen	Total
1. Q	#15 OLIVEIRA	Diogo	2007	 SpCP		8.0	8.4		8.200	2.9			11.100
2. Q	#11 BRÁS	Francisco	2007	 GCP		8.2	8.3		8.250	2.6			10.850
3. Q	#3 DIONÍSIO	Diogo	2009	 CGA		8.2	8.6		8.400	2.2	-0.3		10.300
4. Q	#6 BARROS	Tiago	2009	 CURMAGYM	CGG		5.4	5.0	5.200	2.3	-0.3		7.200
5. Q	#2 FAUSTINO	Francisco	2008	 CGA		7.8	8.1		7.950	2.0	-3.0		6.950
. R	#4 SILVA	Bernardo	2009	 CGA									–
. R	#13 REIS	José	2008	 SpCP									–

Legend .

 – Rings

D – Difficulty score

B – Difficulty bonus

E – Execution score

Pen – Neutral penalty

Total – Routine score

		Coach			E1	E2	E3	E4	E5	E	D	B	Pen	Total	Total
1. Q	#15 OLIVEIRA	Diogo	2007	 SpCP 	8.9	8.5				8.700	4.4			13.100	12.025
					7.6	7.9				7.750	3.2			10.950	
2. Q	#3 DIONÍSIO	Diogo	2009	 CGA 	8.4	8.8				8.600	3.6			12.200	11.850
					8.6	8.8				8.700	2.8			11.500	
3. Q	#2 FAUSTINO	Francisco	2008	 CGA 	8.4	8.9				8.650	2.8	-0.3		11.150	10.675
					9.0	9.0				9.000	1.2			10.200	
4.	#11 BRÁS	Francisco	2007	 GCP 	8.7	8.7				8.700	2.8			11.500	
														–	
.	#4 SILVA	Bernardo	2009	 CGA 										–	
														–	
.	#13 REIS	José	2008	 SpCP 										–	
														–	
.	#6 BARROS	Tiago	2009	 CGG 										–	
														–	

Legend .

 – Vault

Total – Athlete sum of routines scores

D – Difficulty score

B – Difficulty bonus

E – Execution score

Pen – Neutral penalty

Total – Routine score

		Coach			E1	E2	E3	E4	E5	E	D	B	Pen	Total
1. Q	#13 REIS	José	2008	 SpCP 	8.8	8.7				8.750	2.4			11.150
2. Q	#6 BARROS	Tiago	2009	 CGG 	9.2	8.6				8.900	1.9			10.800
3. Q	#11 BRÁS	Francisco	2007	 GCP 	8.4	8.7				8.550	2.1			10.650
4. Q	#2 FAUSTINO	Francisco	2008	 CGA 	7.9	8.2				8.050	2.3			10.350
5. Q	#3 DIONÍSIO	Diogo	2009	 CGA 	8.2	8.4				8.300	1.9			10.200
6. R	#4 SILVA	Bernardo	2009	 CGA 	8.2	8.1				8.150	1.8			9.950
7. R	#15 OLIVEIRA	Diogo	2007	 SpCP 	7.2	7.1				7.150	2.5			9.650

Legend .



– Parallel Bars

D

– Difficulty score

B

– Difficulty bonus

E

– Execution score

Pen


– Neutral penalty










Total

– Routine score

		Coach			E1	E2	E3	E4	E5	E	D	B	Pen	Total
1. Q	#13 REIS	José	2008	 SpCP 	9.2	9.2				9.200	1.6			10.800
2. Q	#3 DIONÍSIO	Diogo	2009	 CGA 	8.7	8.8				8.750	1.9			10.650
3. Q	#6 BARROS	Tiago	2009	 CGG 	8.6	8.7				8.650	1.4			10.050
4. Q	#11 BRÁS	Francisco	2007	 GCP 	7.5	7.2				7.350	2.4			9.750
5. Q	#2 FAUSTINO	Francisco	2008	 CGA 	7.6	6.6				7.100	2.5			9.600
6. R	#15 OLIVEIRA	Diogo	2007	 SpCP 	8.7	8.5				8.600	0.9		-4.0	5.500
. R	#4 SILVA	Bernardo	2009	 CGA 										–

Legend .

-  – High Bar
- D** – Difficulty score
- B** – Difficulty bonus
- E** – Execution score
- Pen** – Neutral penalty
- Total** – Routine score

	Coach							Team Score
1. T1	 CGA	32.200	26.750	26.700	35.450	31.250	31.600	183.950
#1	SANTOS Luka 2008	10.700	8.100	9.450	12.100	10.700	11.350	
#3	DIONÍSIO Diogo 2009	9.900	5.800	10.300	12.200	10.200	10.650	
#2	FAUSTINO Francisco 2008	11.600	9.050	6.950	11.150	10.350	9.600	
#4	SILVA Bernardo 2009	–	9.600	–	–	9.950	–	
#5	JACINTO Afonso 2008	8.150	–	–	9.550	–	0	
2. T2	 GCP	33.250	28.200	29.350	33.700	30.600	28.250	183.350
#11	BRÁS Francisco 2007	11.500	9.500	10.850	11.500	10.650	9.750	
#9	DRAGO Lucas 2008	10.950	8.950	10.300	10.400	9.100	10.050	
#8	PELÁGIO Vasco 2008	10.050	9.750	8.200	11.800	–	–	
#10	CORREIA Gonçalo 2008	10.800	–	–	–	10.850	8.450	
3. T3	 SpCP	19.450	26.600	30.650	33.950	30.900	25.400	166.950
#14	TEIXEIRA Gustavo 2007	10.400	7.300	10.200	11.200	10.100	9.100	
#15	OLIVEIRA Diogo 2007	–	9.300	11.100	13.100	9.650	5.500	
#13	REIS José 2008	–	10.000	–	–	11.150	10.800	
#12	LEÃO Pedro 2007	9.050	–	9.350	9.650	–	–	

Legend

 – Floor

Ind. sum – Sum of Compulsory and Optional scores

 – Pommel Horse





 – Rings

 – Vault

Team Score – Team score

 – Parallel Bars

 – High Bar

	Coach		E1	E2	E3	E4	E5	E	D	B	Pen	Total	Total
1. #2	FAUSTINO Francisco	2008	 CGA 	6.4	7.4	6.6	7.1	6.850	3.8			10.650	10.650
2. #3	DIONÍSIO Diogo	2009	 CGA 	6.4	6.2	6.4	6.0	6.300	3.3			9.600	9.600

Legend .

 – Floor

D – Difficulty score

Total – Athlete sum of routines scores

B – Difficulty bonus

E – Execution score







Pen – Neutral penalty

Total – Routine score

		Coach		E1	E2	E3	E4	E5	E	D	B	Pen	Total	Total
1.	#4 SILVA	Bernardo	2009	CGA	7.8	7.8	7.8	7.1	7.800	1.9			9.700	9.700
2.	#2 FAUSTINO	Francisco	2008	CGA	5.5	6.6	6.1	5.8	5.950	2.7			8.650	8.650

Legend .

- Pommel Horse
- D** – Difficulty score
- B** – Difficulty bonus
- E** – Execution score
- Pen** – Neutral penalty
- Total** – Routine score
- Total** – Athlete sum of routines scores

				Coach		E1	E2	E3	E4	E5	E	D	B	Pen	Total	Total
1.	#3	DIONÍSIO	Diogo	2009	 CGA		8.0	8.4	8.6	8.4	8.400	2.2	-0.3	10.300	10.300	
2.	#6	BARROS	Tiago	2009	 CGG		6.7	7.1	6.4	6.8	6.750	2.5	-0.3	8.950	8.950	
3.	#2	FAUSTINO	Francisco	2008	 CGA		7.3	7.7	7.2	7.0	7.250	1.9	-3.3	5.850	5.850	

Legend .

 – Rings

D – Difficulty score

Total – Athlete sum of routines scores

B – Difficulty bonus

E – Execution score

Pen – Neutral penalty

Total – Routine score

			Coach		E1	E2	E3	E4	E5	E	D	B	Pen	Total	Total
1.	#3	DIONÍSIO	Diogo	2009	CGA	8.6	8.9	8.8	9.1	8.850	3.6			12.450	12.075
						9.0	9.3	9.0	8.9	9.000	2.8		-0.1	11.700	
2.	#2	FAUSTINO	Francisco	2008	CGA	8.5	8.7	8.4	8.2	8.450	2.8		-0.3	10.950	10.825
						9.5	9.5	9.6	9.3	9.500	1.2			10.700	

Legend .

– Vault

D – Difficulty score


Total – Athlete sum of routines scores

B – Difficulty bonus


E – Execution score







Pen – Neutral penalty

Total – Routine score

			Coach		E1	E2	E3	E4	E5	E	D	B	Pen	Total	Total
1.	#2	FAUSTINO Francisco	2008	 CGA		7.4	8.1	7.6	7.8		7.700	2.9		10.600	10.600
2.	#3	DIONÍSIO Diogo	2009	 CGA		8.2	8.5	7.8	8.3		8.250	1.9		10.150	10.150
3.	#6	BARROS Tiago	2009	 CURMAGYM CGG		8.0	8.0	8.4	8.1		8.050	1.9		9.950	9.950
4.	#4	SILVA Bernardo	2009	 CGA		7.8	8.0	7.2	7.6		7.700	1.6	-3.0	6.300	6.300

Legend .

-  - Parallel Bars
- D** - Difficulty score
- B** - Difficulty bonus
- E** - Execution score
- Pen** - Neutral penalty
- Total** - Routine score
- Total** - Athlete sum of routines scores

			Coach		E1	E2	E3	E4	E5	E	D	B	Pen	Total	Total	
1.	#3	DIONÍSIO	Diogo	2009	 CGA		8.5	7.9	7.4	8.0		7.950	1.9		9.850	9.850
2.	#6	BARROS	Tiago	2009	 CGG		8.9	8.9	9.3	9.3		9.100	1.3	-3.0	7.400	7.400
.	#2	FAUSTINO	Francisco	2008	 CGA										–	–

Legend .

 – High Bar

D – Difficulty score

Total – Athlete sum of routines scores

B – Difficulty bonus


E – Execution score

Pen – Neutral penalty

Total – Routine score


Group 1



1. #30 MARTINS Tomás 2005 –  GCM

Group 2




1. T2 #23 RIBEIRO Gaspar 2006 –  SpCP

2. T2 #24 BATEIRA Francisco 2006 –  SpCP

Group 3



1. T3 #25 LOPES Tiago 2004 –  LGC

2. T3 #28 BARREIROS Hugo 2004 –  LGC

Coach

E1

E2

E3

E4

E5

E

D

B

Pen

Total

Total

Legend .

 - Floor

 - Pommel Horse

 - Rings

 - Vault

 - Parallel Bars

 - High Bar

D - Difficulty score











B - Difficulty bonus

E - Execution score

Pen - Neutral penalty

Total - Routine score

Total - Athlete sum of routines scores

		Coach		E1	E2	E3	E4	E5	E	D	B	Pen	Total
1.	#28 BARREIROS Hugo	2004	 LGC	 7.6	6.9				7.250	3.5			10.750
2.	#24 BATEIRA Francisco	2006	 SpCP	 7.6	6.9				7.250	3.3			10.550
3.	#23 RIBEIRO Gaspar	2006	 SpCP	 5.0	5.8				5.400	3.7			9.100
.	#30 MARTINS Tomás	2005	 GCM										–
.	#25 LOPES Tiago	2004	 LGC										–

Legend .

 – Floor

D – Difficulty score

B – Difficulty bonus

E – Execution score

Pen – Neutral penalty

Total – Routine score

			Coach		E1	E2	E3	E4	E5	E	D	B	Pen	Total
1.	#23	RIBEIRO	Gaspar	2006		SpCP		6.6	6.3		6.450	3.0		9.450
2.	#30	MARTINS	Tomás	2005		GCM		6.6	6.6		6.600	2.3		8.900
3.	#25	LOPES	Tiago	2004		LGC		4.9	4.6		4.750	4.0		8.750
4.	#28	BARREIROS	Hugo	2004		LGC		3.2	4.1		3.650	2.1		5.750
.	#24	BATEIRA	Francisco	2006		SpCP								–

Legend .

 – Pommel Horse











D – Difficulty score

B – Difficulty bonus

E – Execution score

Pen – Neutral penalty

Total – Routine score

		Coach				E1	E2	E3	E4	E5	E	D	B	Pen	Total
1.	#23 RIBEIRO	Gaspar	2006		SpCP		8.4	8.1			8.250	2.7			10.950
2.	#24 BATEIRA	Francisco	2006		SpCP		6.3	6.6			6.450	2.5		-0.3	8.650
3.	#28 BARREIROS	Hugo	2004		LGC		5.6	5.7			5.650	1.7		-0.3	7.050
.	#30 MARTINS	Tomás	2005		GCM										–
.	#25 LOPES	Tiago	2004		LGC										–

Legend .

 – Rings











D – Difficulty score

B – Difficulty bonus

E – Execution score

Pen – Neutral penalty

Total – Routine score

		Coach		E1 E2 E3 E4 E5 E					D	B	Pen	Total	
1.	#28 BARREIROS Hugo	2004	 LGC		8.6	8.7				8.650	2.0	-0.1	10.550
–													
2.	#24 BATEIRA Francisco	2006	 SpCP		7.4	8.0				7.700	2.8	-0.1	10.400
–													
3.	#23 RIBEIRO Gaspar	2006	 SpCP		8.2	8.6				8.400	2.0	-0.3	10.100
–													
.	#30 MARTINS Tomás	2005	 GCM										–
–													
.	#25 LOPES Tiago	2004	 LGC										–
–													

Legend .



– Vault

Total – Athlete sum of routines scores

D

– Difficulty score

B











– Difficulty bonus

E

– Execution score

Pen – Neutral penalty

Total – Routine score

		Coach			E1	E2	E3	E4	E5	E	D	B	Pen	Total
1.	#25 LOPES	Tiago	2004	 LGC		7.6	7.7			7.650	3.6			11.250
2.	#28 BARREIROS	Hugo	2004	 LGC		7.8	8.1			7.950	1.7	0.1		9.750
3.	#23 RIBEIRO	Gaspar	2006	 SpCP		7.7	7.2			7.450	1.8			9.250
.	#30 MARTINS	Tomás	2005	 GCM										–
.	#24 BATEIRA	Francisco	2006	 SpCP										–

Legend .

 – High Bar



D – Difficulty score

B – Difficulty bonus

E – Execution score

Pen – Neutral penalty

Total – Routine score

		Coach				E1	E2	E3	E4	E5	E	D	B	Pen	Total
1.	#23 RIBEIRO	Gaspar	2006		SpCP		8.1	7.6			7.850	2.8			10.650
2.	#24 BATEIRA	Francisco	2006		SpCP		8.3	7.2			7.750	1.9			9.650
3.	#28 BARREIROS	Hugo	2004		LGC		7.2	6.7			6.950	1.8			8.750
.	#30 MARTINS	Tomás	2005		GCM										–
.	#25 LOPES	Tiago	2004		LGC										–

Legend .

 – Parallel Bars

D – Difficulty score

B – Difficulty bonus

E – Execution score

Pen – Neutral penalty

Total – Routine score

Group 1



- | | | | | | | | |
|----|----|-----|-------------------|------|---|--|-----|
| 1. | T1 | #16 | MARQUES Marcelo | 2001 | – | | GCP |
| 2. | T1 | #17 | SANTOS Manuel | 2006 | – | | GCP |
| 3. | T1 | #18 | MARTINS Francisco | 2005 | – | | GCP |
| 4. | T1 | #19 | ALMEIDA Filipe | 2002 | – | | GCP |
| 5. | T1 | #20 | RAMOS Diogo | 2003 | – | | GCP |

Group 2









































































- | | | | | | | | |
|----|----|-----|------------------|------|---|--|------|
| 1. | T2 | #21 | NOGUEIRA José | 2002 | – | | SpCP |
| 2. | T2 | #22 | CAMPOS Guilherme | 2000 | – | | SpCP |
| 3. | | #31 | MENDES Hugo | 2005 | – | | CGG |








Group 3









- | | | | | | | | |
|----|----|-----|------------------|------|---|--|-----|
| 1. | T3 | #26 | PEREIRA Pedro | 2004 | – | | LGC |
| 2. | T3 | #27 | LÉCHAUD Luís | 2004 | – | | LGC |
| 3. | T3 | #29 | ALMEIDA Bernardo | 1996 | – | | LGC |

				Coach		E1	E2	E3	E4	E5	E	D	B	Pen	Total	Total
1. Q #27	LÉCHAUD	Luís	2004	 LGC		7.8	7.5				7.650	4.2	0.1		11.950	72.750
						8.3	8.2				8.250	4.7		12.950		
						8.3	8.0				8.150	3.4		11.550		
						9.0	8.7				8.850	3.6		12.450		
						8.1	8.3				8.200	3.8		12.000		
						8.3	8.6				8.450	3.3	0.1	11.850		
2. Q #29	ALMEIDA	Bernardo	1996	 LGC		7.7	7.8				7.750	4.2		-0.4	11.550	71.050
						8.3	7.8				8.050	3.5		11.550		
						8.8	8.5				8.650	3.7	0.1	12.450		
						8.8	8.7				8.750	3.6		12.350		
						7.7	6.9				7.300	3.9		11.200		
						7.8	8.3				8.050	3.9		11.950		
3. Q #22	CAMPOS	Guilherme	2000	 SpCP		7.5	6.8				7.150	5.1		-0.4	11.850	69.950
						7.4	7.5				7.450	3.6		11.050		
						8.6	8.6				8.600	3.5		12.100		
						9.0	8.9				8.950	4.4	-0.3	13.050		
						7.5	7.3				7.400	3.8		11.200		
						7.5	7.1				7.300	3.4		10.700		
4. Q #18	MARTINS	Francisco	2005	 GCP		7.5	7.8				7.650	4.0		-0.3	11.350	66.100
						7.2	7.0				7.100	3.8		10.900		
						8.4	7.9				8.150	2.8	0.1	11.050		
						8.6	8.6				8.600	2.8		11.400		
						8.6	8.3				8.450	2.7		11.150		
						7.3	7.0				7.150	3.1		10.250		
5. Q #17	SANTOS	Manuel	2006	 GCP		7.2	7.2				7.200	4.0		-0.5	10.700	64.100
						6.1	6.3				6.200	2.9		9.100		
						7.6	7.7				7.650	2.2	-0.3	9.550		
						9.2	9.3				9.250	3.6		12.850		
						8.5	8.7				8.600	2.3		10.900		
						9.2	9.0				9.100	1.9		11.000		

				Coach		E1	E2	E3	E4	E5	E	D	B	Pen	Total	Total				
6. R #26	PEREIRA	Pedro	2004	 LGC		7.1	7.2				7.150	4.1			-0.3	10.950	61.500			
						4.5	5.1				4.800	3.5						8.300		
						6.8	6.6				6.700	3.7							10.400	
						9.8	8.0				8.900	2.8					-0.1		11.600	
						6.7	7.2				6.950	2.6					-0.3		9.250	
						8.2	7.6				7.900	3.1							11.000	
7. R #16	MARQUES	Marcelo	2001	 GCP		7.0	6.3				6.650	4.9			-0.1	11.450	45.800			
						7.0	6.8				6.900	4.9						11.800		
																			-	
						8.6	9.0				8.800	3.6							12.400	
						6.9	7.6				7.250	2.9							10.150	
																			-	
8. #21	NOGUEIRA	José	2002	 SpCP		8.2	7.8				8.000	4.8			-0.1	12.700	36.550			
						8.1	8.2				8.150	3.9						12.050		
																			-	
																			-	
																			-	
						8.6	8.4				8.500	3.2	0.1						11.800	
9. #20	RAMOS	Diogo	2003	 GCP		7.4	7.7				7.550	4.3			-0.1	11.750	34.900			
																		-		
																		-		
						8.7	8.5				8.600	4.4					-0.3		12.700	
																			-	
						7.6	7.5				7.550	2.9							10.450	
10. #19	ALMEIDA	Filipe	2002	 GCP												-	32.750			
																		-		
						8.6	8.4				8.500	3.1							11.600	
																			-	
						7.0	7.4				7.200	3.3							10.500	
						7.2	6.9				7.050	3.6							10.650	

				Coach		E1	E2	E3	E4	E5	E	D	B	Pen	Total	Total	
11.	#31	MENDES	Hugo	2005	 CGG											–	21.350
																	–
																	–
																	–
							8.8	8.4			8.600	2.1				10.700	
							8.2	7.9			8.050	2.6				10.650	

Legend .

	– Floor	D	– Difficulty score	Total	– Athlete sum of routines scores
	– Pommel Horse	B	– Difficulty bonus		
	– Rings	E	– Execution score		
	– Vault	Pen	– Neutral penalty		
	– Parallel Bars	Total	– Routine score		
	– High Bar				

				Coach		E1	E2	E3	E4	E5	E	D	B	Pen	Total
1. Q	#21	NOGUEIRA	José	2002	 SpCP 	8.2	7.8				8.000	4.8		-0.1	12.700
2. Q	#27	LÉCHAUD	Luís	2004	 LGC 	7.8	7.5				7.650	4.2	0.1		11.950
3. Q	#22	CAMPOS	Guilherme	2000	 SpCP 	7.5	6.8				7.150	5.1		-0.4	11.850
4. Q	#20	RAMOS	Diogo	2003	 GCP 	7.4	7.7				7.550	4.3		-0.1	11.750
5. Q	#29	ALMEIDA	Bernardo	1996	 LGC 	7.7	7.8				7.750	4.2		-0.4	11.550
6. R	#16	MARQUES	Marcelo	2001	 GCP 	7.0	6.3				6.650	4.9		-0.1	11.450
7. R	#18	MARTINS	Francisco	2005	 GCP 	7.5	7.8				7.650	4.0		-0.3	11.350
8.	#26	PEREIRA	Pedro	2004	 LGC 	7.1	7.2				7.150	4.1		-0.3	10.950
9.	#17	SANTOS	Manuel	2006	 GCP 	7.2	7.2				7.200	4.0		-0.5	10.700
.	#19	ALMEIDA	Filipe	2002	 GCP 										–
.	#31	MENDES	Hugo	2005	 CGG 										–

Legend .

 – Floor

D – Difficulty score

B – Difficulty bonus

E – Execution score

Pen – Neutral penalty

Total – Routine score

				Coach		E1	E2	E3	E4	E5	E	D	B	Pen	Total
1. Q	#27	LÉCHAUD	Luís	2004	 LGC		8.3	8.2			8.250	4.7			12.950
2. Q	#21	NOGUEIRA	José	2002	 SpCP		8.1	8.2			8.150	3.9			12.050
3. Q	#16	MARQUES	Marcelo	2001	 GCP		7.0	6.8			6.900	4.9			11.800
4. Q	#29	ALMEIDA	Bernardo	1996	 LGC		8.3	7.8			8.050	3.5			11.550
5. Q	#22	CAMPOS	Guilherme	2000	 SpCP		7.4	7.5			7.450	3.6			11.050
6. R	#18	MARTINS	Francisco	2005	 GCP		7.2	7.0			7.100	3.8			10.900
7. R	#17	SANTOS	Manuel	2006	 GCP		6.1	6.3			6.200	2.9			9.100
8.	#26	PEREIRA	Pedro	2004	 LGC		4.5	5.1			4.800	3.5			8.300
.	#19	ALMEIDA	Filipe	2002	 GCP										–
.	#20	RAMOS	Diogo	2003	 GCP										–
.	#31	MENDES	Hugo	2005	 CGG										–

Legend .

 – Pommel Horse

D – Difficulty score

B – Difficulty bonus

E – Execution score

Pen – Neutral penalty

Total – Routine score

			Coach		E1	E2	E3	E4	E5	E	D	B	Pen	Total
1. Q	#29	ALMEIDA	Bernardo	1996	 LGC		8.8	8.5			8.650	3.7	0.1	12.450
2. Q	#22	CAMPOS	Guilherme	2000	 SpCP		8.6	8.6			8.600	3.5		12.100
3. Q	#19	ALMEIDA	Filipe	2002	 GCP		8.6	8.4			8.500	3.1		11.600
4. Q	#27	LÉCHAUD	Luís	2004	 LGC		8.3	8.0			8.150	3.4		11.550
5. Q	#18	MARTINS	Francisco	2005	 GCP		8.4	7.9			8.150	2.8	0.1	11.050
6. R	#26	PEREIRA	Pedro	2004	 LGC		6.8	6.6			6.700	3.7		10.400
7. R	#17	SANTOS	Manuel	2006	 GCP		7.6	7.7			7.650	2.2	-0.3	9.550
.	#16	MARQUES	Marcelo	2001	 GCP									–
.	#20	RAMOS	Diogo	2003	 GCP									–
.	#21	NOGUEIRA	José	2002	 SpCP									–
.	#31	MENDES	Hugo	2005	 CGG									–

Legend .

 – Rings

D – Difficulty score

B – Difficulty bonus

E – Execution score

Pen – Neutral penalty

Total – Routine score

Legend .

T – Vault

Total – Athlete sum of routines scores












D – Difficulty score

B – Difficulty bonus

E – Execution score

Pen – Neutral penalty

Total – Routine score

				Coach		E1	E2	E3	E4	E5	E	D	B	Pen	Total
1. Q	#27	LÉCHAUD	Luís	2004	 LGC		8.1	8.3			8.200	3.8			12.000
2. Q	#22	CAMPOS	Guilherme	2000	 SpCP		7.5	7.3			7.400	3.8			11.200
3. Q	#29	ALMEIDA	Bernardo	1996	 LGC		7.7	6.9			7.300	3.9			11.200
4. Q	#18	MARTINS	Francisco	2005	 GCP		8.6	8.3			8.450	2.7			11.150
5. Q	#17	SANTOS	Manuel	2006	 GCP		8.5	8.7			8.600	2.3			10.900
6. R	#31	MENDES	Hugo	2005	 CGG		8.8	8.4			8.600	2.1			10.700
7. R	#19	ALMEIDA	Filipe	2002	 GCP		7.0	7.4			7.200	3.3			10.500
8.	#16	MARQUES	Marcelo	2001	 GCP		6.9	7.6			7.250	2.9			10.150
9.	#26	PEREIRA	Pedro	2004	 LGC		6.7	7.2			6.950	2.6	-0.3		9.250
.	#20	RAMOS	Diogo	2003	 GCP										–
.	#21	NOGUEIRA	José	2002	 SpCP										–

Legend .

 – Parallel Bars

D – Difficulty score

B – Difficulty bonus


E – Execution score








Pen – Neutral penalty

Total – Routine score

				Coach		E1	E2	E3	E4	E5	E	D	B	Pen	Total
1. Q	#29	ALMEIDA	Bernardo	1996	 LGC		7.8	8.3			8.050	3.9			11.950
2. Q	#27	LÉCHAUD	Luís	2004	 LGC		8.3	8.6			8.450	3.3	0.1		11.850
3. Q	#21	NOGUEIRA	José	2002	 SpCP		8.6	8.4			8.500	3.2	0.1		11.800
4. Q	#17	SANTOS	Manuel	2006	 GCP		9.2	9.0			9.100	1.9			11.000
5. Q	#26	PEREIRA	Pedro	2004	 LGC		8.2	7.6			7.900	3.1			11.000
6. R	#22	CAMPOS	Guilherme	2000	 SpCP		7.5	7.1			7.300	3.4			10.700
7. R	#31	MENDES	Hugo	2005	 CGG		8.2	7.9			8.050	2.6			10.650
8.	#19	ALMEIDA	Filipe	2002	 GCP		7.2	6.9			7.050	3.6			10.650
9.	#20	RAMOS	Diogo	2003	 GCP		7.6	7.5			7.550	2.9			10.450
10.	#18	MARTINS	Francisco	2005	 GCP		7.3	7.0			7.150	3.1			10.250
.	#16	MARQUES	Marcelo	2001	 GCP										–

Legend .

-  – High Bar
- D** – Difficulty score
- B** – Difficulty bonus
- E** – Execution score
- Pen** – Neutral penalty
- Total** – Routine score

	Coach							Team Score
1. T3	 LGC	34.450	33.250	34.400	36.400	32.450	35.050	206.000
#27	LÉCHAUD Luís 2004	11.950	12.950	11.550	12.450	12.000	11.850	
#29	ALMEIDA Bernardo 1996	11.550	11.550	12.450	12.350	11.200	11.950	
#26	PEREIRA Pedro 2004	10.950	8.300	10.400	11.600	9.250	11.000	
#28	BARREIROS Hugo 2004	10.750	5.750	7.050	10.550	8.750	9.750	
#25	LOPES Tiago 2004	–	8.750	–	–	–	11.250	
2. T1	 GCP	34.550	31.800	32.200	37.950	32.550	32.100	201.150
#18	MARTINS Francisco 2005	11.350	10.900	11.050	11.400	11.150	10.250	
#17	SANTOS Manuel 2006	10.700	9.100	9.550	12.850	10.900	11.000	
#16	MARQUES Marcelo 2001	11.450	11.800	–	12.400	10.150	–	
#20	RAMOS Diogo 2003	11.750	–	–	12.700	–	10.450	
#19	ALMEIDA Filipe 2002	–	–	11.600	–	10.500	10.650	
3. T2	 SpCP	35.100	32.550	31.700	33.550	31.500	31.750	196.150
#22	CAMPOS Guilherme 2000	11.850	11.050	12.100	13.050	11.200	10.700	
#23	RIBEIRO Gaspar 2006	9.100	9.450	10.950	10.100	10.650	9.250	
#24	BATEIRA Francisco 2006	10.550	–	8.650	10.400	9.650	–	
#21	NOGUEIRA José 2002	12.700	12.050	–	–	–	11.800	

Legend



– Floor

Ind. sum – Sum of Compulsory and Optional scores



– Pommel Horse



– Rings



– Vault







Team Score – Team score



– Parallel Bars



– High Bar

			Coach		E1	E2	E3	E4	E5	E	D	B	Pen	Total	Total
1.	#21	NOGUEIRA José	2002	 SpCP 	7.4	7.7	8.0	7.6		7.650	4.8			12.450	12.450
2.	#22	CAMPOS Guilherme	2000	 SpCP 	6.8	6.1	6.9	6.1		6.450	5.0	0.1	-0.4	11.150	11.150
3.	#16	MARQUES Marcelo	2001	 GCP 	5.7	5.7	5.3	5.9		5.700	4.8			10.500	10.500

Legend .

 – Floor

D – Difficulty score


Total – Athlete sum of routines scores

B – Difficulty bonus


E – Execution score

Pen – Neutral penalty

Total – Routine score

				Coach			E1	E2	E3	E4	E5	E	D	B	Pen	Total	Total
1.	#16	MARQUES	Marcelo	2001	 GCP		6.6	7.0	6.7	7.3		6.850	5.1			11.950	11.950
2.	#27	LÉCHAUD	Luís	2004	 LGC		6.9	7.1	6.0	6.6		6.750	4.8			11.550	11.550
3.	#18	MARTINS	Francisco	2005	 GCP		6.5	7.2	7.9	7.7		7.450	3.8			11.250	11.250
4.	#22	CAMPOS	Guilherme	2000	 SpCP		7.3	7.8	8.0	7.8		7.800	3.1			10.900	10.900
5.	#21	NOGUEIRA	José	2002	 SpCP		6.3	6.9	6.9	6.1		6.600	3.7			10.300	10.300

Legend .

 – Pommel Horse	D – Difficulty score	Total – Athlete sum of routines scores
	B – Difficulty bonus	
	E – Execution score	
	Pen – Neutral penalty	
	Total – Routine score	

	Coach		E1	E2	E3	E4	E5	E	D	B	Pen	Total	Total
1. #29	ALMEIDA Bernardo 1996	LGC	7.8	8.4	8.2	7.8		8.000	3.5			11.500	11.500
2. #22	CAMPOS Guilherme 2000	SpCP	7.3	7.6	7.7	7.4		7.500	3.8			11.300	11.300
3. #19	ALMEIDA Filipe 2002	GCP	7.7	7.9	8.2	8.5		8.050	3.1			11.150	11.150
4. #26	PEREIRA Pedro 2004	LGC	7.2	7.5	6.9	7.4		7.300	3.7			11.000	11.000
5. #18	MARTINS Francisco 2005	GCP	7.3	8.1	7.2	7.3		7.300	2.5	-0.3		9.500	9.500

Legend .

– Rings

D – Difficulty score

Total – Athlete sum of routines scores

B – Difficulty bonus

E – Execution score

Pen – Neutral penalty

Total – Routine score

	Coach		E1	E2	E3	E4	E5	E	D	B	Pen	Total	Total
1. #20 RAMOS Diogo 2003	GCP		9.0	9.2	9.4	9.1		9.150	4.4			13.550	12.500
			9.1	9.0	9.1	8.9		9.050	2.4			11.450	

Legend .

- Vault
- D** – Difficulty score
- B** – Difficulty bonus
- E** – Execution score
- Pen** – Neutral penalty
- Total** – Routine score
- Total** – Athlete sum of routines scores

		Coach		E1	E2	E3	E4	E5	E	D	B	Pen	Total	Total
1.	#27 LÉCHAUD Luís	2004	 LGC		6.7	7.4	7.7	7.6	7.500	3.6			11.100	11.100
2.	#29 ALMEIDA Bernardo	1996	 LGC		6.3	6.7	6.5	6.0	6.400	4.1			10.500	10.500
3.	#22 CAMPOS Guilherme	2000	 SpCP		7.2	6.5	6.9	6.6	6.750	3.4			10.150	10.150
4.	#31 MENDES Hugo	2005	 CGG		7.5	8.6	7.9	7.6	7.750	2.1			9.850	9.850
5.	#18 MARTINS Francisco	2005	 GCP		6.9	7.6	6.9	7.2	7.050	2.7			9.750	9.750

Legend .

 – Parallel Bars

D – Difficulty score

Total – Athlete sum of routines scores

B – Difficulty bonus


E – Execution score

Pen – Neutral penalty

Total – Routine score

				Coach		E1	E2	E3	E4	E5	E	D	B	Pen	Total	Total
1.	#21	NOGUEIRA José	2002	 SpCP 	8.4	8.4	9.0	8.8		8.600	3.3				11.900	11.900
2.	#26	PEREIRA Pedro	2004	 LGC 	8.7	8.6	8.7	8.6		8.650	3.1				11.750	11.750
3.	#29	ALMEIDA Bernardo	1996	 LGC 	7.5	7.9	7.9	7.8		7.850	3.9				11.750	11.750
4.	#27	LÉCHAUD Luís	2004	 LGC 	8.4	8.3	8.2	8.5		8.350	3.3				11.650	11.650
5.	#31	MENDES Hugo	2005	 CGG 	6.7	6.6	6.8	6.7		6.700	1.6			-5.0	3.300	3.300

Legend .

 – High Bar

D – Difficulty score

Total – Athlete sum of routines scores

B – Difficulty bonus

E – Execution score

Pen – Neutral penalty

Total – Routine score